



2021 · 2022

**CATALOGO GENERALE**  
**GENERAL CATALOGUE**

light loves nature



# **AULIX lighting**

návrhy osvětlení a prodej svítidel  
inteligentní systémy, vypínače

## **SVĚTELNÉ STUDIO**

Náměstí Na Sádkách 705  
252 41 Dolní Břežany (Praha západ)

Telefon: +420 246 083 152

Mobil.: +420 702 061 783

E-mail: [studio@aulix.cz](mailto:studio@aulix.cz)

Web: [www.aulix.cz](http://www.aulix.cz)

E-shop: <http://obchod.aulix.cz>


**Sledujte nás také na sociálních sítích:**



light loves nature

# LUCE, DESIGN E MATERIALI ISPIRATI ALLA NATURA

Dopo la rivoluzione led, Fabas Luce procede sulla strada della sostenibilità ambientale selezionando materiali sempre più naturali. Ceramica, stoffa, vetro, legno: dalla natura con amore.





Ceramica, stoffa, legno: cerca il loro simbolo nel catalogo e condividi la scelta green di Fabas.

Ceramic, fabric, wood: find their symbol in the catalogue and share the green choice of Fabas.



## LIGHT, DESIGN AND MATERIALS INSPIRED BY NATURE

After led revolution, Fabas Luce proceeds on the path of environmental sustainability by selecting more and more natural materials. Ceramics, fabric, glass, wood: from nature with love.

basta una parola!

# LAMPADE A CONTROLLO VOCALE

Gli assistenti vocali **Amazon Alexa** e **Google Home** sono ormai di uso comune nella gestione dell'illuminazione della casa e non solo.

Le lampade a simbolo "Smartluce" che Fabas propone sono compatibili con l'utilizzo di alcune lampade a catalogo attraverso i comandi vocali che, interagendo attraverso la rete wi-fi, permettono di gestire la casa in modo smart e dinamico. **Cerca nel catalogo il simbolo Smartluce!**

One word is enough!

## LIGHT VOICE CONTROL

The voice assistants **Amazon Alexa** and **Google Home** are commonly used in lighting home management and for many other functions. The Smartluce symbol lamps that Fabas offers are compatible through voice control which allows you to manage your home in a smart and dynamic way interacting through wi-fi networks. **Look for Smartluce symbol in the catalogue!**





## SMARTLUCE INTEGRATO

Nelle pagine dove trovi il logo SMARTLUCE integrato i prodotti possono essere già forniti con l'accessorio SMARTLUCE.  
Per ordinare i prodotti con l'accessorio integrato dovrai semplicemente aggiungere in fondo al codice del prodotto scelto il suffisso **"-01"**.

Ad esempio:  
qualora volessi ordinare la plafoniera BARD codice 3394-61-102, con l'accessorio SMARTLUCE integrato il codice diventa 3394-61-102-01

## INTEGRATED SMARTLUCE

When you find the integrated SMARTLUCE logo it means that the products may have the built-in accessory.  
To order products with the integrated accessory, just enter the product code chosen with the suffix **"-01"**.

For example:  
should you wish to order the BARD ceiling lamp code 3394-61-102, with the integrated Smartluce accessory the code becomes 3394-61-102-01

## SMARTLUCE COMPATIBILE

Per le lampade che hanno il logo SMARTLUCE compatibile occorre indicare nell'ordine il codice della lampada e separatamente il codice dell'accessorio sotto riportato:

### **3572-00-001**

Accessorio dimmerabile nel caso di apparecchio dimmerabile

### **3572-00-002**

Accessorio ON/OFF nel caso di apparecchio non dimmerabile

### **3572-00-006**

Accessorio dimmerabile solo per art. 3508-45 e 3508-48

### **PER LAMPADE CON PORTALAMPADA E27 O G9**

Con lampadine E27 o G9 non dimmerabili, utilizzare l'accessorio ON/OFF **3572-00-002**.

Con lampadine E27 o G9 dimmerabili, utilizzare obbligatoriamente l'accessorio **3572-00-001**.

Il corretto funzionamento della dimmerabilità è dipendente dalla qualità dell'elettronica contenuta nella lampadina.

## COMPATIBLE SMARTLUCE

Should you wish to order lamps that have the compatible SMARTLUCE logo you must indicate in the order the code number of the lamp and the code of Smartluce accessory separately by using the code below:

### **3572-00-001**

Dimmable accessory in case of dimmable lighting

### **3572-00-002**

ON/OFF accessory in case of non-dimmable lighting

### **3572-00-006**

Dimmable accessory only for item 3508-45 and 3508-48

### **FOR LAMPS WITH E27 OR G9 LAMP HOLDERS**

With not dimmable E27 or G9 bulbs, use our accessory ON/OFF **3572-00-002**.

With dimmable E27 or G9 bulbs, it is mandatory to use our accessory **3572-00-001**.

Be aware that a correct functionality of dimming depends on electronics quality contained in the bulb.

## PERCHÉ SCEGLIERE SMARTLUCE?

### **CARATTERISTICHE**

1. Le nostre lampade "SMARTLUCE" sono progettate per parlare direttamente con la tua rete wi-fi attraverso l'intelligenza artificiale delle piattaforme AMAZON o GOOGLE.
2. Non hanno bisogno di accessori o gateway.
3. Non hanno bisogno di bridge o di altri accessori per controllare via assistente vocale le nostre lampade.
4. Non servono telecomandi o app per controllare le lampade.
5. Puoi controllare le nostre lampade dal tuo smartphone attraverso internet anche quando sei lontano da casa.

### **FUNZIONALITÀ**

1. Si può utilizzare normalmente l'interruttore di accensione/spegnimento.
2. Si può cambiare l'intensità luminosa, accendere e spegnere attraverso la app SMARTLUCE FABAS disponibile per ANDROID/IOS.
3. Si può dimmerare, accendere e spegnere le proprie luci attraverso il sito web [www.smartluce.com](http://www.smartluce.com) da qualunque parte del mondo.
4. Si può controllare le lampade dagli assistenti vocali GOOGLE HOME e ALEXA senza bisogno di Gateway.

### **POSSIBILITÀ DI UTILIZZO**

1. Accendere una lampada o tutte le lampade.
2. Variare l'intensità della luce della lampada.
3. Programmare vari scenari, ad esempio momenti diversi della giornata.
4. Controllare gruppi di lampade.
5. Gestire la lampada Fabas insieme ad un ecosistema di altri prodotti e produttori (lampade, prese, eccetera).
6. Non servono telecomandi dedicati o app per controllare le lampade.

## WHY CHOOSE SMARTLUCE?

### **FEATURES "SMARTLUCE"**

1. Our "SMART LUCE" lamps are engineered to speak directly with your wi-fi network through the artificial intelligence of AMAZON or GOOGLE platforms.
2. They do not need accessories or gateways.
3. They do not need bridge or other accessories to control our lamps via voice assistant.
4. No remote controls or apps are required to control the lamps.
5. You can control our lamps from your smartphone through internet even when you are away from home.

### **FUNCTIONS**

1. On/off switch installed in your house can be normally used.
2. Dimming, switch on and off the light through SMARTLUCE FABAS App available for ANDROID/ IOS.
3. Dimming, turning on and off your lights through [www.smartluce.com](http://www.smartluce.com) website from anywhere in the world.
4. Control the lamp lighting from GOOGLE HOME and ALEXA voice assistants without needing a Gateway.

### **HOW TO USE**

1. Turn on a lamp or all lamps.
2. Dimming the lamp lighting.
3. Program different scenarios, for example different moments of the day.
4. Control and manage groups of lamps.
5. Manage Fabas lamp together with an ecosystem of other products and producers (lamps, sockets, etc.).
6. No need for remote or apps to control the lamps.

# FAMIGLIE FAMILIES



3414  
**ADRIA**  
PAGE 200



3561  
**ALLEGRA**  
PAGE 226



3623  
**APOLLO**  
PAGE 86



3547  
**ARABELLA**  
PAGE 156



3357  
**ARAGON E27**  
PAGE 210



3357  
**ARAGON LED**  
PAGE 212



3698  
**ARONA**  
PAGE 220



3383  
**BADIA**  
PAGE 148



3394  
**BARD**  
PAGE 52



3473  
**BLOG**  
PAGE 196



3472  
**BLOG LED**  
PAGE 192



3616  
**BLOOM**  
PAGE 230



3198  
**BONG**  
PAGE 136



3639  
**BRAVA**  
PAGE 222



3599  
**BRETAGNA**  
PAGE 82



3673  
**BRITTON**  
PAGE 78



3641  
**CAMARGUE**  
PAGE 224



3517  
**CAMILLA**  
PAGE 214



3532  
**CASALE**  
PAGE 256



3520  
**CATHY**  
PAGE 122



3697  
**CORDOBA**  
PAGE 16



3531  
**CORVARA**  
PAGE 242



3535  
**CRUMPLE**  
PAGE 234



3596  
**DAFNE**  
PAGE 98



3541  
**DALILA**  
PAGE 188



3443  
**DELTA**  
PAGE 180



3635  
**DIAMOND**  
PAGE 204



2753  
**DIANA**  
PAGE 132



3215  
**DINGLE**  
PAGE 218



3689  
**DOMIZIA**  
PAGE 128



3533  
**DUCHESSA**  
PAGE 236



3239  
**DUNK**  
PAGE 168



3489  
**ELA**  
PAGE 108



3630  
**ESINO**  
PAGE 144



3674  
**FENICE**  
PAGE 22



3496  
**FIONA**  
PAGE 104



3609  
**GAVIA**  
PAGE 252



3627  
**GILLIS**  
PAGE 100



3508  
**GIOTTO**  
PAGE 44



3487  
**GIRO**  
PAGE 198



3518  
**GISELLA**  
PAGE 118



3610  
**GLOSSY**  
PAGE 254



3255  
**HALE**  
PAGE 172



3670  
**HOMA**  
PAGE 42



3519  
**INFINITY**  
PAGE 114



3410  
**ISABELLA**  
PAGE 164



3669  
**KARK**  
PAGE 154



3481  
**LILA**  
PAGE 90



3663  
**LINUS**  
PAGE 150



3161  
**LODGE**  
PAGE 216




3690  
**LOFT**  
PAGE 142




3490  
**MAIA**  
PAGE 102



3527  
**MARBELLA**  
PAGE 248



3534  
**MARINA**  
PAGE 258



3696  
**MASON**  
PAGE 74



3528  
**MICOL**  
PAGE 246



3253  
**MILL**  
PAGE 178



3681  
**NEXT**  
PAGE 70



2908  
**NICE**  
PAGE 208



3672  
**PEVERO**  
PAGE 140



# FAMIGLIE FAMILIES



3695  
**PIERRE**  
PAGE 20



3685  
**PRADO**  
PAGE 64



2907  
**PROVENZA**  
PAGE 206



3676  
**RIBOT**  
PAGE 138



3536  
**ROCK**  
PAGE 232



3637  
**SALENTO**  
PAGE 202



3491  
**SILO**  
PAGE 106



3480  
**SINTESI**  
PAGE 110



3666  
**SINUO**  
PAGE 60



3388  
**SIRIO**  
PAGE 184



3390  
**SIRIO**  
PAGE 186



3693  
**SUMTER**  
PAGE 36



3444  
**SUSANNA**  
PAGE 162



3626  
**SYLVIE**  
PAGE 32



3625  
**VELA**  
PAGE 26



3613  
**VIGOR**  
PAGE 240



3682  
**VIKI**  
PAGE 94



3665  
**VINCENT**  
PAGE 124



3463  
**VINTAGE**  
PAGE 96



3471  
**WINDOW**  
PAGE 152



3612  
**ADDA**  
PAGE 284



2533  
**ADE**  
PAGE 310



3509  
**BLUMA**  
PAGE 314



3407  
**BRENTA**  
PAGE 296



3569  
**GAIA**  
PAGE 306



2654  
**GAIA BIG**  
PAGE 307



3360  
**GRAVITY**  
PAGE 294



3553  
**GUBBIO**  
PAGE 290



3550  
**IDEAL**  
PAGE 270



3339  
**JAP**  
PAGE 300



3568  
**LUCY**  
PAGE 302



2653  
**LUCY BIG**  
PAGE 303



3576  
**MILADY**  
PAGE 308



3570  
**MORGANA**  
PAGE 304



3386  
**NEUTRA**  
PAGE 286



3675  
**PANAREA**  
PAGE 262



3551  
**REGINA**  
PAGE 264



3571  
**ROCKFORD**  
PAGE 301



3257  
**SIMI**  
PAGE 298



3644  
**SVEVA**  
PAGE 276



3611  
**TARO**  
PAGE 282



3554  
**TERAMO**  
PAGE 288



3511  
**THALIA**  
PAGE 312



3385  
**VIKTOR**  
PAGE 280



3265  
**WASP**  
PAGE 274



3579  
**ZARA**  
PAGE 292

# PLAFONIERE-APPLIQUE CEILING-WALL LED



3452  
**ARA**  
PAGE 342



3467  
**ARETHA**  
PAGE 352



3618  
**BANNY**  
PAGE 320



3465  
**BILLIE**  
PAGE 350



3506  
**EMMA**  
PAGE 330



3426  
**FANES**  
PAGE 340



3475  
**FLAP**  
PAGE 332



3564  
**FOX LED**  
PAGE 361



3417  
**GOODNIGHT**  
PAGE 348



3567  
**GRAFF LED**  
PAGE 369



3664  
**HECTOR**  
PAGE 318



3645  
**HUGO**  
PAGE 354



3559  
**LOTUS**  
PAGE 324



3565  
**OSAKA LED**  
PAGE 357



3563  
**PANDORA LED**  
PAGE 367



3566  
**PLAZA LED**  
PAGE 359



3439  
**PORTICI**  
PAGE 347



3558  
**REGOLO**  
PAGE 322



3425  
**RIACE**  
PAGE 338



3476  
**SAFI**  
PAGE 333



3540  
**SHIELD**  
PAGE 326



3523  
**SUNRISE**  
PAGE 328



3432  
**VIETRI**  
PAGE 346

# PLAFONIERE-APPLIQUE

VISUAL INDEX

## CEILING-WALL

PORTALAMPADE E14/E27/GX53 LAMP HOLDERS E14/E27/GX53



2523  
**DEDALO**  
PAGE 335



3542  
**FLY**  
PAGE 334



2385  
**FOX E27**  
PAGE 362



3209  
**GRAFF E27**  
PAGE 368



2958  
**HILL**  
PAGE 370



3232  
**KELTY**  
PAGE 360



2957  
**MAGGIE**  
PAGE 372



3521  
**MAGMA**  
PAGE 375



3113  
**MILTON**  
PAGE 374



3249  
**MOA**  
PAGE 337



2867  
**OSAKA E14/E27**  
PAGE 356



2433 / 3222  
**PANDORA E27**  
PAGE 364 - 366



2866  
**PLAZA E14/E27**  
PAGE 358



3177  
**SLANE**  
PAGE 336



2899  
**VANITY**  
PAGE 341

# PLAFONIERE-APPLIQUE IP44

## CEILING-WALL IP44



2796  
**ARMILLA**  
PAGE 394



2792  
**BOREA**  
PAGE 395




2642  
**DEDALO**  
PAGE 393



3424  
**GABY**  
PAGE 388



3431  
**IGLESIAS**  
PAGE 386



3435  
**LEVANTO**  
PAGE 390



3361  
**NALA**  
PAGE 378



2650  
**PANDORA**  
PAGE 392



3552  
**RAPALLO**  
PAGE 382



3362  
**SAURA**  
PAGE 384

# ESTERNO OUTDOOR




3524  
**AXEL**  
PAGE 414



6788  
**CASPER**  
PAGE 411



3314  
**DESDY**  
PAGE 416



3607  
**DOT**  
PAGE 404



3526  
**FOLK**  
PAGE 412



3226 / 3229  
**HATTON E27**  
PAGE 422




3206 / 3224  
**HATTON LED**  
PAGE 420



3680  
**HAZEL**  
PAGE 402



3603  
**LAO**  
PAGE 400



3225 / 3233  
**OBAN E27**  
PAGE 425



3205  
**OBAN LED**  
PAGE 424



3315  
**OLLY**  
PAGE 418



6712  
**PRESTON E27**  
PAGE 429



6695  
**PRESTON LED**  
PAGE 428



3692  
**REMY**  
PAGE 398



3606  
**SELE**  
PAGE 406



6786  
**TRIGG**  
PAGE 410



3525  
**TRIGO**  
PAGE 413



3230 / 3227  
**WIGTON E27**  
PAGE 426



6792  
**ZOR**  
PAGE 408

# FARETTI-SOTTOPENSILI SPOTS-UNDERSHELVES

VISUAL INDEX



2554  
**ALICE**  
PAGE 444



3430  
**ANZIO**  
PAGE 441



3660  
**CRIO ROUND**  
PAGE 448



3661  
**CRIO SQUARE**  
PAGE 450



6690  
**GALWAY**  
ON/OFF  
PAGE 454



6690  
**GALWAY**  
TOUCH DIMMER  
PAGE 455



3601  
**LUCAS**  
PAGE 436



3451  
**MODO**  
PAGE 432



3429  
**PALMI**  
PAGE 443



3440  
**PONZA**  
PAGE 442




3445  
**SIGMA**  
PAGE 452



3555  
**SMOOTH**  
PAGE 438



3428  
**VASTO**  
PAGE 440



01



# FAMIGLIE

FAMILIES








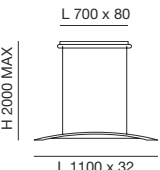
3697

# CORDOBA

DESIGN\_blank design studio

STRUTTURA IN METALLO E LEGNO  
METAL FRAME AND WOOD  
MONTURE EN MÉTAL ET EN BOIS  
METALL UND HOLZ



	SUSPENSION	CE  
	LED WARM WHITE 36W - 3880 lm	
	<b>3697-40-102</b> Bianco - White Blanc - Weiss	



LED dimmerabile a taglio di fase  
Phase cut dimmable LED  
LED dimmable à découpage de phase  
LED dimmbar (über Phasen- und abschnittsdimmer)





**LED**  
A  
G  
E

WALL

CE Ⓢ ⊕ IP20

---

LED WARM WHITE  
12W - 1300 lm

**3697-21-102**  
Bianco - White  
Blanc - Weiss

P 115  
H 32  
L 295

**LED**  
A  
G  
E

FLOOR

CE Ⓢ □ IP20

---

LED WARM WHITE  
35W - 3740 lm

**3697-10-102**  
Bianco - White  
Blanc - Weiss

H 1670  
Ø 220

Con variatore - With dimmer  
Avec variateur - Mit Dimmer





3695

# PIERRE

DESIGN\_blank design studio

STRUTTURA IN METALLO E LEGNO  
METAL FRAME AND WOOD  
MONTURE EN MÉTAL ET EN BOIS  
METALL UND HOLZ



Black



White



LED



TABLE

CE IP20

Ø 325

H 350



Ø 180

LED WARM WHITE  
29W - 3160 lm

**3695-30-101**

Nero - Black  
Noir - Schwarz

**3695-30-102**

Bianco - White  
Blanc - Weiss



Regolazione luce al tocco  
Touch dimmer  
Variateur sensitif  
Touchdimmer



LED

A  
G  
E

SUSPENSION

CE Ⓢ ⊕ IP20

LED WARM WHITE  
29W - 3020 lm

**3695-40-101**

Nero - Black  
Noir - Schwarz

**3695-40-102**

Bianco - White  
Blanc - Weiss

L 300 x 80

H 2000 MAX



Ø 400



Dimmerabile a step  
Steps dimmable  
Gradable  
In Stufen dimmbar

# 3674 FENICE

DESIGN S.T. FABAS LUCE

STRUTTURA IN METALLO E METACRILATO  
METAL AND METHACRYLATE FRAME  
MONTURE EN MÉTAL ET MÉTACHRYLATE  
METALL - UND METHACRYLATGESTELL



Black



LED  
A  
G  
E

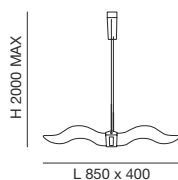
SUSPENSION    IP20

LED WARM WHITE  
40W - 5000 lm

**3674-45-101**

Nero - Black  
Noir - Schwarz

L 390 x 60



Dimmerabile a step  
Steps dimmable  
Gradable  
In Stufen dimmbar









LED  
A  
G  
D

L 390 x 60

H 180



L 700 x 400

CEILING

CE Ⓜ Ⓡ IP20

LED WARM WHITE  
40W - 5590 lm

**3674-65-101**

Nero - Black  
Noir - Schwarz



LED dimmerabile a taglio di fase  
Phase cut dimmable LED  
LED dimmable à découpage de phase  
LED dimmbar (über Phasen- und ab-  
schnittdimmer)

# 3625 VELA

DESIGN VARIAFORMA

STRUTTURA IN METALLO E METACRILATO  
METAL AND METHACRYLATE FRAME  
MONTURE EN MÉTAL ET MÉTACHRYLATE  
METALL- UND METHACRYLATGESTELL



White

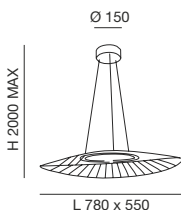


SUSPENSION   

LED WARM WHITE  
40W - 5400 lm

**3625-45-102**

Bianco - White  
Blanc - Weiss



SUSPENSION   

LED WARM WHITE  
24W - 3400 lm

**3625-40-102**

Bianco - White  
Blanc - Weiss



LED dimmerabile a taglio di fase  
Phase cut dimmable LED  
LED dimmable à découpage de phase  
LED dimmbar (über Phasen- und abschnitt-dimmer)



SMART LUCE  
Integrato - Integrated - Intégré - Integriert  
[Pagina - Page - Seite 5]



LED dimmerabile a taglio di fase  
Phase cut dimmable LED  
LED dimmable à découpage de phase  
LED dimmbar (über Phasen- und abschnitt-dimmer)



SMART LUCE  
Integrato - Integrated - Intégré - Integriert  
[Pagina - Page - Seite 5]







LED

D

CEILING

CE Ⓜ Ⓛ IP20

LED WARM WHITE  
40W - 5400 lm**3625-65-102**Bianco - White  
Blanc - Weiss

H 120



L 780 x 550

Ø 300

LED

C

CEILING

CE Ⓜ Ⓛ IP20

LED WARM WHITE  
24W - 4000 lm**3625-61-102**Bianco - White  
Blanc - Weiss

H 120



L 590 x 430

Ø 200

LED dimmerabile a taglio di fase  
Phase cut dimmable LED  
LED dimmable à découpage de phase  
LED dimmbar (über Phasen- und ab-  
schnittdimmer)SMART LUCE  
Integrato - Integrated - Intégré - Integriert  
[Pagina - Page - Seite 5]LED dimmerabile a taglio di fase  
Phase cut dimmable LED  
LED dimmable à découpage de phase  
LED dimmbar (über Phasen- und ab-  
schnittdimmer)SMART LUCE  
Integrato - Integrated - Intégré - Integriert  
[Pagina - Page - Seite 5]





<b>LED</b> <small>A</small> <small>G</small> <b>F</b>	<b>FLOOR</b>	<b>CE</b>
<hr/>		
<p>LED WARM WHITE 24W - 2180 lm</p> <p><b>3625-10-102</b> Bianco - White Blanc - Weiss</p>		
<p>L 490 x 360</p> <p>H 1750</p> <p>Ø 280</p>		



Dimmerabile a step  
Steps dimmable  
Gradable  
In Stufen dimmbar

<b>LED</b> <small>A</small> <small>G</small> <b>E</b>	<b>TABLE</b>	<b>CE</b>
<hr/>		
<p>LED WARM WHITE 12W - 1100 lm</p> <p><b>3625-30-102</b> Bianco - White Blanc - Weiss</p>		
<p>L 290 x 230</p> <p>H 365</p> <p>Ø 180</p>		



Dimmerabile a step  
Steps dimmable  
Gradable  
In Stufen dimmbar



# 3626 SYLVIE

DESIGN VARIAFORMA

STRUTTURA IN METALLO E METACRILATO  
METAL AND METHACRYLATE FRAME  
MONTURE EN MÉTAL ET MÉTACHRYLATE  
METALL- UND METHACRYLATGESTELL

 White



LED

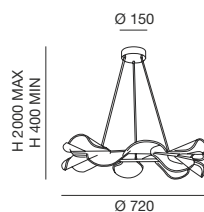


SUSPENSION   

LED WARM WHITE  
40W - 5500 lm

**3626-45-102**

Bianco - White  
Blanc - Weiss



LED dimmerabile a taglio di fase  
Phase cut dimmable LED  
LED dimmable à découpage de phase  
LED dimmbar (über Phasenanschnitt- und abschnittsdimmer)



SMART LUCE  
Integrato - Integrated - Intégré - Integriert  
[Pagina - Page - Seite 5]







LED



SUSPENSION   

LED WARM WHITE  
30W - 4000 lm

**3626-46-102**

Bianco - White  
Blanc - Weiss

L 260 x 80

H 2000 MAX



L 580 x 370





LED dimmerabile a taglio di fase  
Phase cut dimmable LED  
LED dimmable à découpage de phase  
LED dimmbar (über Phasen- und abschnittdimmer)



SMART LUCE  
Integrato - Integrated - Intégré - Integriert  
[Pagina - Page - Seite 5]

LED



SUSPENSION   


LED WARM WHITE  
40W - 5400 lm

**3626-49-102**

Bianco - White  
Blanc - Weiss

L 260 x 80

H 2000 MAX



L 780 x 370



LED dimmerabile a taglio di fase  
Phase cut dimmable LED  
LED dimmable à découpage de phase  
LED dimmbar (über Phasen- und abschnittdimmer)



SMART LUCE  
Integrato - Integrated - Intégré - Integriert  
[Pagina - Page - Seite 5]

# 3693 SUMTER

DESIGN S.T. FABAS LUCE

STRUTTURA IN METALLO  
METAL FRAME  
MONTURE EN MÉTAL  
METALL



<p>LED A G F</p> <p>Ø 180</p> <p>H 2000 MAX</p> <p>Ø 500</p>	SUSPENSION	CE Ⓢ Ⓡ IP20
	LED WARM WHITE 18W - 1780 lm	
	<b>3693-45-101</b> Nero - Black Noir - Schwarz	
	<b>3693-45-102</b> Bianco - White Blanc - Weiss	
	<b>3693-45-225</b> Oro opaco - Gold matt Or mat - Gold edelmatt	
	<p>Dimmerabile a step Steps dimmable Gradable In Stufen dimmbar</p>	









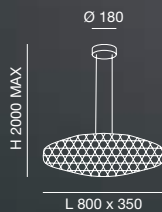


**LED**



SUSPENSION

CE Ⓜ Ⓟ IP20



LED WARM WHITE  
18W - 1780 lm

**3693-40-101**

Nero - Black  
Noir - Schwarz

**3693-40-102**

Bianco - White  
Blanc - Weiss

**3693-40-225**

Oro opaco - Gold matt  
Or mat - Gold edelmatt



Dimmerabile a step  
Steps dimmable  
Gradable  
In Stufen dimmbar



# 3670 HOMA

DESIGN\_blank design studio

STRUTTURA IN METALLO E VETRO SOFFIATO  
METAL FRAME AND BLOWN GLASS  
MONTURE EN MÉTAL ET VERRE SOUFFLÉ  
METALLGESTELL UND GEBLASENES GLAS

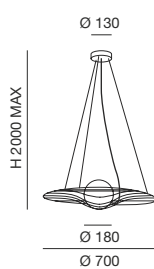
Black



E27

SUSPENSION

CE   IP20



E27  
40W

**3670-45-101**

Nero - Black  
Noir - Schwarz




Compatibile - Compatible - Kompatibel  
[Pagina - Page - Seite 5]



# 3508 GIOTTO

DESIGN S.T. FABAS LUCE

STRUTTURA IN METALLO E METACRILATO  
METAL AND METHACRYLATE FRAME  
MONTURE EN MÉTAL ET MÉTACHRYLATE  
METALL - UND METHACRYLATGESTELL



**LED** SUSPENSION



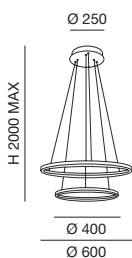
LED WARM WHITE  
52W - 5320 lm

**3508-45-101**

Nero - Black  
Noir - Schwarz

**3508-45-102**

Bianco - White  
Blanc - Weiss



**LED** SUSPENSION



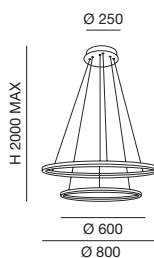
LED WARM WHITE  
65W - 7050 lm

**3508-48-101**

Nero - Black  
Noir - Schwarz

**3508-48-102**

Bianco - White  
Blanc - Weiss



LED dimmerabile a taglio di fase  
Phase cut dimmable LED  
LED dimmable à découpage de phase  
LED dimmbar (über Phasen- und abschnittdimmer)



SMART LUCE  
Integrato - Integrated - Intégré - Integriert  
[Pagina - Page - Seite 5]



LED dimmerabile a taglio di fase  
Phase cut dimmable LED  
LED dimmable à découpage de phase  
LED dimmbar (über Phasen- und abschnittdimmer)







SMART LUCE  
Integrato - Integrated - Intégré - Integriert  
[Pagina - Page - Seite 5]



3508 GIOTTO



	<b>SUSPENSION</b>	CE   IP20
<b>LED WARM WHITE</b> 36W - 3780 lm		
<b>3508-40-101</b> Nero - Black Noir - Schwarz		
<b>3508-40-102</b> Bianco - White Blanc - Weiss		







LED dimmerabile a taglio di fase  
 Phase cut dimmable LED  
 LED dimmable à découpage de phase  
 LED dimmbar (über Phasen- und abschnitt-dimmer)



SMART LUCE  
 Integrato - Integrated - Intégré - Integriert  
 [Pagina - Page - Seite 5]



SUSPENSION  

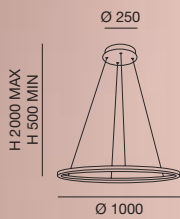
LED NATURAL WHITE  
60W - 6700 lm

**3508-42-101**

Nero - Black  
Noir - Schwarz

**3508-42-102**

Bianco - White  
Blanc - Weiss



SUSPENSION  

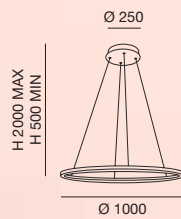
LED WARM WHITE  
60W - 6300 lm

**3508-46-101**

Nero - Black  
Noir - Schwarz

**3508-46-102**

Bianco - White  
Blanc - Weiss



LED dimmerabile a taglio di fase  
Phase cut dimmable LED  
LED dimmable à découpage de phase  
LED dimmbar (über Phasen- und ab-  
schnittdimmer)



SMART LUCE  
Integrato - Integrated - Intégré - Integriert  
[Pagina - Page - Seite 5]



LED dimmerabile a taglio di fase  
Phase cut dimmable LED  
LED dimmable à découpage de phase  
LED dimmbar (über Phasen- und ab-  
schnittdimmer)



SMART LUCE  
Integrato - Integrated - Intégré - Integriert  
[Pagina - Page - Seite 5]



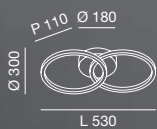


LED



WALL

CE Ⓢ ⊕ IP20



LED WARM WHITE  
36W - 3780 lm

**3508-22-101**

Nero - Black  
Noir - Schwarz

**3508-22-102**

Bianco - White  
Blanc - Weiss



LED dimmerabile a taglio di fase  
Phase cut dimmable LED  
LED dimmable à découpage de phase  
LED dimmbar (über Phasen- und ab-  
schnittdimmer)



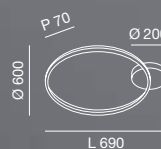
SMART LUCE  
Integrato - Integrated - Intégré - Integriert  
[Pagina - Page - Seite 5]

LED



CEILING

CE Ⓢ ⊕ IP20



LED WARM WHITE  
36W - 3780 lm

**3508-61-101**

Nero - Black  
Noir - Schwarz

**3508-61-102**

Bianco - White  
Blanc - Weiss



LED dimmerabile a taglio di fase  
Phase cut dimmable LED  
LED dimmable à découpage de phase  
LED dimmbar (über Phasen- und ab-  
schnittdimmer)



SMART LUCE  
Integrato - Integrated - Intégré - Integriert  
[Pagina - Page - Seite 5]







<b>LED</b> 	<b>WALL</b>	 
	<b>LED WARM WHITE</b> 18W - 1890 lm <hr/> <b>3508-21-101</b> Nero - Black Noir - Schwarz <b>3508-21-102</b> Bianco - White Blanc - Weiss	



LED dimmerabile a taglio di fase  
 Phase cut dimmable LED  
 LED dimmable à découpage de phase  
 LED dimmbar (über Phasen an - und abschnittdimmer)



SMART LUCE  
 Integrato - Integrated - Intégré - Integriert  
 [Pagina - Page - Seite 5]

3394

# BARD

DESIGN S.T. FABAS LUCE

STRUTTURA IN METALLO E METACRILATO  
METAL AND METHACRYLATE FRAME  
MONTURE EN MÉTAL ET MÉTACHRYLATE  
METALL - UND METHACRYLATGESTELL



LED



TABLE

CE Ⓢ IP20



LED WARM WHITE  
15W - 1720 lm

**3394-30-102**

Bianco - White  
Blanc - Weiss

**3394-30-225**

Oro opaco - Gold matt  
Or mat - Gold edelmatt

**3394-30-282**





Antracite - Anthracite  
Anthracite - Anthrazit



Regolazione luce con pulsante  
Push dimmer  
Bouton poussoir dimmable  
Tastdimmer





	<p><b>SUSPENSION</b>    <b>CE</b>  </p>
	<p><b>LED WARM WHITE</b> 39W - 3880 lm</p> <p><b>3394-40-102</b> Bianco - White Blanc - Weiss</p> <p><b>3394-40-225</b> Oro opaco - Gold matt Or mat - Gold edelmatt</p> <p><b>3394-40-282</b> Antracite - Anthracite Anthracite - Anthrazit</p>



LED dimmerabile a taglio di fase  
Phase cut dimmable LED  
LED dimmable à découpage de phase  
LED dimmbar (über Phasen an- und abschnittdimmer)



SMART LUCE  
Integrato - Integrated - Intégré - Integriert  
[Pagina - Page - Seite 5]

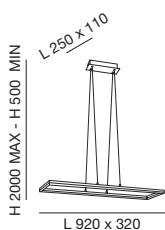


LED



SUSPENSION

CE Ⓢ ⊕ IP20

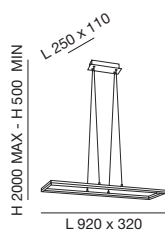
LED WARM WHITE  
52W - 5180 lm**3394-45-102**Bianco - White  
Blanc - Weiss**3394-45-225**Oro opaco - Gold matt  
Or mat - Gold edelmatt**3394-45-282**Antracite - Anthracite  
Anthracite - AnthrazitLED dimmerabile a taglio di fase  
Phase cut dimmable LED  
LED dimmable à découpage de phase  
LED dimmbar (über Phasen- und ab-  
schnittdimmer)

LED



SUSPENSION

CE Ⓢ ⊕ IP20

LED NATURAL WHITE  
52W - 5400 lm**3394-43-102**Bianco - White  
Blanc - Weiss**3394-43-282**Antracite - Anthracite  
Anthracite - AnthrazitLED dimmerabile a taglio di fase  
Phase cut dimmable LED  
LED dimmable à découpage de phase  
LED dimmbar (über Phasen- und ab-  
schnittdimmer)





**LED**  **CEILING** 

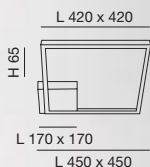
---

**LED WARM WHITE**  
39W - 3880 lm

**3394-61-102**  
Bianco - White  
Blanc - Weiss

**3394-61-225**  
Oro opaco - Gold matt  
Or mat - Gold edelmatt

**3394-61-282**  
Antracite - Anthracite  
Anthracite - Anthrazit



LED dimmerabile a taglio di fase  
Phase cut dimmable LED  
LED dimmable à découpage de phase  
LED dimmbar (über Phasen- und abschnittdimmer)



SMART LUCE  
Integrato - Integrated - Intégré - Integriert  
[Pagina - Page - Seite 5]

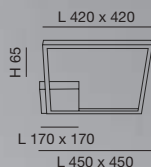
**LED**  **CEILING** 

---

**LED NATURAL WHITE**  
39W - 4050 lm

**3394-62-102**  
Bianco - White  
Blanc - Weiss

**3394-62-282**  
Antracite - Anthracite  
Anthracite - Anthrazit



LED dimmerabile a taglio di fase  
Phase cut dimmable LED  
LED dimmable à découpage de phase  
LED dimmbar (über Phasen- und abschnittdimmer)



SMART LUCE  
Integrato - Integrated - Intégré - Integriert  
[Pagina - Page - Seite 5]



**LED** CE Ⓢ ⊕ IP20

**LED WARM WHITE**  
22W - 2160 lm

**3394-21-102**  
Bianco - White  
Blanc - Weiss

**3394-21-225**  
Oro opaco - Gold matt  
Or mat - Gold edelmatt

**3394-21-282**  
Antracite - Anthracite  
Anthracite - Anthrazit

Diagram showing dimensions: L 270 x 270, H 55, L 150 x 150, L 300 x 300.



LED dimmerabile a taglio di fase  
Phase cut dimmable LED  
LED dimmable à découpage de phase  
LED dimmbar (über Phasen - und abschnitt-dimmer)



SMART LUCE  
Integrato - Integrated - Intégré - Integriert  
[Pagina - Page - Seite 5]

**LED** CE Ⓢ ⊕ IP20

**LED NATURAL WHITE**  
22W - 2250 lm

**3394-23-102**  
Bianco - White  
Blanc - Weiss

**3394-23-282**  
Antracite - Anthracite  
Anthracite - Anthrazit

Diagram showing dimensions: L 270 x 270, H 55, L 150 x 150, L 300 x 300.



LED dimmerabile a taglio di fase  
Phase cut dimmable LED  
LED dimmable à découpage de phase  
LED dimmbar (über Phasen - und abschnitt-dimmer)



SMART LUCE  
Integrato - Integrated - Intégré - Integriert  
[Pagina - Page - Seite 5]



**LED**  
A ↑ G  
E →

CEILING / WALL CE Ⓢ ⊕ IP20

---

**LED WARM WHITE**  
39W - 3880 lm

**3394-22-102**  
Bianco - White  
Blanc - Weiss

**3394-22-225**  
Oro opaco - Gold matt  
Or mat - Gold edelmatt

**3394-22-282**  
Antracite - Anthracite  
Anthracite - Anthrazit

L 220 x 220  
H 100  
L 270  
L 450 x 450



LED dimmerabile a taglio di fase  
Phase cut dimmable LED  
LED dimmable à découpage de phase  
LED dimmbar (über Phasen-an- und ab-  
schnittdimmer)



SMART LUCE  
Integrato - Integrated - Intégré - Integriert  
[Pagina - Page - Seite 5]

**LED**  
A ↑ G  
E →

CEILING / WALL CE Ⓢ ⊕ IP20

---

**LED NATURAL WHITE**  
39W - 4050 lm

**3394-29-102**  
Bianco - White  
Blanc - Weiss

**3394-29-282**  
Antracite - Anthracite  
Anthracite - Anthrazit

L 220 x 220  
H 100  
L 270  
L 450 x 450



LED dimmerabile a taglio di fase  
Phase cut dimmable LED  
LED dimmable à découpage de phase  
LED dimmbar (über Phasen-an- und ab-  
schnittdimmer)



SMART LUCE  
Integrato - Integrated - Intégré - Integriert  
[Pagina - Page - Seite 5]



LED



CEILING

CE Ⓢ ⊕ IP20

LED WARM WHITE  
52W - 5180 lm

**3394-65-102**

Bianco - White  
Blanc - Weiss

**3394-65-225**

Oro opaco - Gold matt  
Or mat - Gold edelmatt

**3394-65-282**

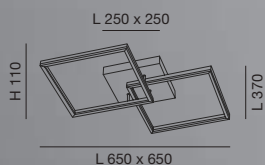
Antracite - Anthracite  
Anthracite - Anthrazit



LED dimmerabile a taglio di fase  
Phase cut dimmable LED  
LED dimmable à découpage de phase  
LED dimmbar (über Phasen- und ab-  
schnittdimmer)



SMART LUCE  
Integrato - Integrated - Intégré - Integriert  
[Pagina - Page - Seite 5]



LED



CEILING

CE Ⓢ ⊕ IP20

LED NATURAL WHITE  
52W - 5400 lm

**3394-66-102**

Bianco - White  
Blanc - Weiss

**3394-66-282**

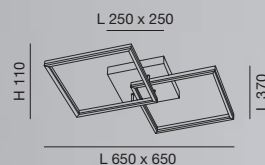
Antracite - Anthracite  
Anthracite - Anthrazit



LED dimmerabile a taglio di fase  
Phase cut dimmable LED  
LED dimmable à découpage de phase  
LED dimmbar (über Phasen- und ab-  
schnittdimmer)



SMART LUCE  
Integrato - Integrated - Intégré - Integriert  
[Pagina - Page - Seite 5]



# 3666 SINUO

DESIGN MBDO

STRUTTURA IN METALLO E METACRILATO  
METAL AND METHACRYLATE FRAME  
MONTURE EN MÉTAL ET MÉTACHRYLATE  
METALL - UND METHACRYLATGESTELL



Black



White



LED



SUSPENSION

CE IP20

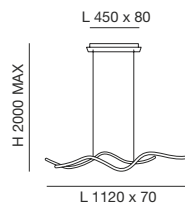
LED WARM WHITE  
36W - 3880 lm

**3666-45-101**

Nero - Black  
Noir - Schwarz

**3666-45-102**

Bianco - White  
Blanc - Weiss



Dimmerabile a step  
Steps dimmable  
Gradable  
In Stufen dimmbar







**LED**  
A  
G  
E

CEILING

CE Ⓢ Ⓟ IP20

L 450 x 80

**LED WARM WHITE**  
36W - 3880 lm

H 250



L 1120 x 70

**3666-65-101**

Nero - Black  
Noir - Schwarz

**3666-65-102**

Bianco - White  
Blanc - Weiss




Dimmerabile a step  
Steps dimmable  
Gradable  
In Stufen dimmbar



# 3685 PRADO

DESIGN S.T. FABAS LUCE

STRUTTURA IN METALLO E METACRILATO  
METAL AND METHACRYLATE FRAME  
MONTURE EN MÉTAL ET MÉTACHRYLATE  
METALL - UND METHACRYLATGESTELL



<p>LED A G E</p> <p>Ø 160</p> <p>H 2000 MAX</p> <p>Ø 37</p> <p>H 315</p>	<p>SUSPENSION    CE Ⓢ ⊕ IP20</p> <hr/> <p>LED WARM WHITE 6.5W - 720 lm</p> <p><b>3685-40-101</b> Nero - Black Noir - Schwarz</p> <p><b>3685-40-102</b> Bianco - White Blanc - Weiss</p> <p><b>3685-40-209</b> Nero / Ottone satinato Black / Satined brass Noir / Laiton satiné Schwarz / Messing satiniert</p> <hr/> <p>Dimmerabile a step Steps dimmable Gradable In Stufen dimmbar</p>
--	---





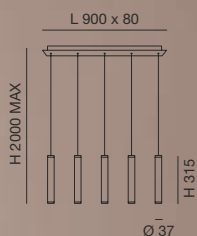


LED

A  
G  
E

SUSPENSION

CE Ⓢ ⊕ IP20

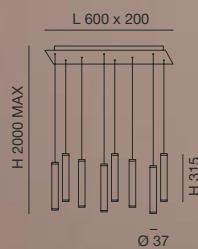
LED WARM WHITE  
33W - 3600 lm**3685-48-101**Nero - Black  
Noir - Schwarz**3685-48-102**Bianco - White  
Blanc - Weiss**3685-48-209**Nero / Ottone satinato  
Black / Satined brass  
Noir / Laiton satiné  
Schwarz / Messing satiniertDimmerabile a step  
Steps dimmable  
Gradable  
In Stufen dimmbar

LED

A  
G  
E

SUSPENSION




CE Ⓢ ⊕ IP20

LED WARM WHITE  
52W - 5760 lm**3685-46-101**Nero - Black  
Noir - Schwarz**3685-46-102**Bianco - White  
Blanc - Weiss**3685-46-209**Nero / Ottone satinato  
Black / Satined brass  
Noir / Laiton satiné  
Schwarz / Messing satiniertDimmerabile a step  
Steps dimmable  
Gradable  
In Stufen dimmbar



LED  
A  
G  
E



SUSPENSION    IP20

LED WARM WHITE  
52W - 5760 lm

**3685-47-101**

Nero - Black  
Noir - Schwarz

**3685-47-102**

Bianco - White  
Blanc - Weiss

**3685-47-209**

Nero / Ottone satinato  
Black / Satined brass  
Noir / Laiton satiné  
Schwarz / Messing satiniert



Dimmerabile a step  
Steps dimmable  
Gradable  
In Stufen dimmbar



# 3681 NEXT

DESIGN S.T. FABAS LUCE

STRUTTURA IN METALLO E POLICARBONATO  
METAL AND POLYCARBONATE FRAME  
STRUCTURE EN MÉTAL ET POLYCARBONATE  
METALL- UND POLYCARBONATSTRUKTUR







Black



White



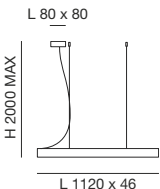
**LED**  **SUSPENSION**   





---

LED WARM WHITE  
45W - 5460 lm

**3681-40-101**  
Nero - Black  
Noir - Schwarz

**3681-40-102**  
Bianco - White  
Blanc - Weiss



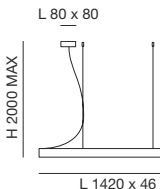
**LED**  **SUSPENSION**   

---

LED WARM WHITE  
58W - 7020 lm

**3681-45-101**  
Nero - Black  
Noir - Schwarz

**3681-45-102**  
Bianco - White  
Blanc - Weiss




Regolazione luce con pulsante  
Push dimmer  
Bouton poussoir dimmable  
Tastdimmer



Regolazione luce con pulsante  
Push dimmer  
Bouton poussoir dimmable  
Tastdimmer









push dimmer

# 3696 MASON

DESIGN\_blank design studio

STRUTTURA IN METALLO E METACRILATO  
METAL AND METHACRYLATE FRAME  
MONTURE EN MÉTAL ET MÉTACHRYLATE  
METALL- UND METHACRYLATGESTELL



Black



White

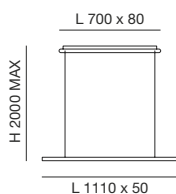


LED



SUSPENSION

CE Ⓢ Ⓡ IP20



LED WARM WHITE  
42W - 4320 lm

**3696-45-101**

Nero - Black  
Noir - Schwarz

**3696-45-102**

Bianco - White  
Blanc - Weiss



Regolazione luce con pulsante  
Push dimmer  
Bouton poussoir dimmable  
Tastdimmer







push dimmer

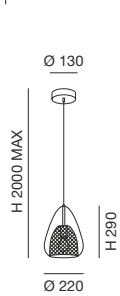
# 3673 BRITTON

DESIGN S.T. FABAS LUCE

STRUTTURA IN METALLO E VETRO BOROSILICATO  
METAL FRAME AND BOROSILICATE GLASS  
MONTURE EN MÉTAL ET VERRE BOROSILICATÉ  
METALLGESTELL UND BORSILICATGLAS



E27 SUSPENSION CE   IP20



E27  
40W

**3673-40-125**

Ambra - Amber  
Ambre - Amber

**3673-40-126**

Fumé - Transparent grey  
Gris transparent - Grau transparent

**3673-40-241**

Trasparente - Transparent  
Transparent - Transparent




Compatibile - Compatible - Kompatibel  
[Pagina - Page - Seite 5]

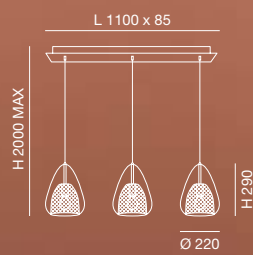






E27

SUSPENSION    IP20



E27  
3x40W

**3673-48-125**

Ambra - Amber  
Ambre - Amber

**3673-48-126**

Fumé - Transparent grey  
Gris transparent - Grau transparent

**3673-48-241**

Trasparente - Transparent  
Transparent - Transparent



Compatibile - Compatible - Kompatibel  
[Pagina - Page - Seite 5]



3599

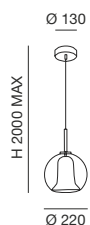
# BRETAGNA

DESIGN\_blank design studio

STRUTTURA IN METALLO E VETRO BOROSILICATO  
METAL FRAME AND BOROSILICATE GLASS  
MONTURE EN MÉTAL ET VERRE BOROSILICATÉ  
METALL UND BORSILICATGLAS



E27 SUSPENSION CE IP20



E27  
1x40W

**3599-40-125**

Ambra - Amber  
Ambre - Amber

**3599-40-126**

Fumé - Transparent grey  
Gris transparent - Grau transparent

**3599-40-241**

Trasparente - Transparent  
Transparent - Transparent






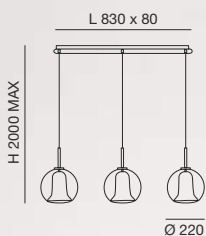
Compatibile - Compatible - Kompatibel  
[Pagina - Page - Seite 5]





**E27**

SUSPENSION   



E27  
3x40W

**3599-49-125**

Ambra - Amber  
Ambre - Amber

**3599-49-126**

Fumé - Transparent grey  
Gris transparent - Grau transparent




**3599-49-241**

Trasparente - Transparent  
Transparent - Transparent



Compatibile - Compatible - Kompatibel  
[Pagina - Page - Seite 5]

**E27**

SUSPENSION   



E27  
3x40W

**3599-47-125**

Ambra - Amber  
Ambre - Amber

**3599-47-126**

Fumé - Transparent grey  
Gris transparent - Grau transparent

**3599-47-241**

Trasparente - Transparent  
Transparent - Transparent




Compatibile - Compatible - Kompatibel  
[Pagina - Page - Seite 5]



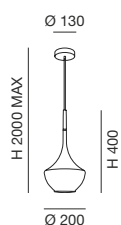
# 3623 APOLLO

DESIGN\_blank design studio

STRUTTURA IN METALLO E VETRO SOFFIATO  
METAL FRAME AND BLOWN GLASS  
MONTURE EN MÉTAL ET VERRE SOUFFLÉ  
METALL UND GEBLASENES GLAS



E27 SUSPENSION    IP20



E27  
1x40W

**3623-41-101**

Nero - Black  
Noir - Schwarz

**3623-41-102**

Bianco - White  
Blanc - Weiss

**3623-41-119**

Ottone satinato - Satined brass  
Laiton satiné - Messing satiniert



Compatibile - Compatible - Kompatibel  
[Pagina - Page - Seite 5]






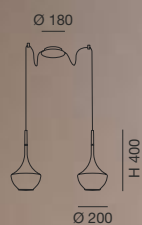
3623 APOLLO







E27

SUSPENSION   E27  
2x40W**3623-42-101**Nero - Black  
Noir - Schwarz**3623-42-102**Bianco - White  
Blanc - Weiss**3623-42-119**Ottone satinato - Satined brass  
Laiton satiné - Messing satiniertCompatibile - Compatible - Kompatibel  
[Pagina - Page - Seite 5]Lunghezza di ogni cavo 3500 mm  
Length of each cable 3500 mm  
Longueur de chaque cable 3500 mm  
Kabellänge je 3500 mm

3481

# LILA

DESIGN S.T. FABAS LUCE

STRUTTURA IN METALLO VERNICIATO BIANCO E VETRI BOROSILICATI IN TRE COLORI  
WHITE PAINTED METAL FRAME AND THREE BOROSILICATE GLASSES IN DIFFERENT COLORS  
MONTURE PEINTE EN BLANC ET 3 VERRES BOROSILICATÉS DE DIFFÉRENTES COULEURS  
METALL WEISS UND DREI BORSILIKATGLÄSER IN VERSCHIEDENEN FARBEN



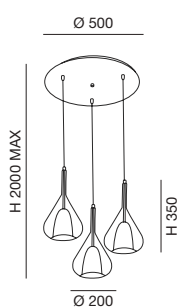
E27

SUSPENSION    IP20

E27  
3X40W

**3481-47-297**

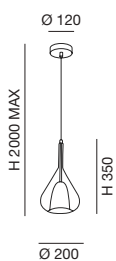
Ambra, fumé e trasparente  
Amber, transparent grey and transparent  
Ambre, gris transparent et transparent  
Amber, grau transparent und transparent







**E27** SUSPENSION    IP20



E27  
1X40W

**3481-40-125**

Ambra - Amber  
Ambre - Amber

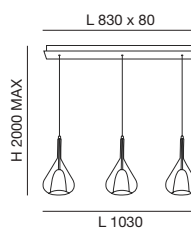
**3481-40-126**

Fumé - Transparent grey  
Gris transparent - Grau transparent

**3481-40-241**

Trasparente - Transparent  
Transparent - Transparent

**E27** SUSPENSION    IP20



E27  
3X40W

**3481-48-297**

Ambra, fumé e trasparente  
Amber, transparent grey and transparent  
Ambre, gris transparent et transparent  
Amber, grau transparent und transparent

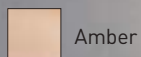


Compatibile - Compatible - Kompatibel  
[Pagina - Page - Seite 5]

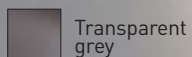


3682  
**VIKI**  
DESIGN MBDO

STRUTTURA IN METALLO VETRO E METACRILATO  
METAL, GLASS AND METHACRYLATE FRAME  
MONTURE EN MÉTAL, VERRE ET MÉTACHRYLATE  
METALL - GLAS - UND METHACRYLATGESTELL



Amber





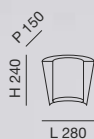
Transparent  
grey



E27

WALL

CE   IP20



E27  
40W

**3682-21-125**

Ambra - Amber  
Ambre - Amber

**3682-21-126**

Fumé - Transparent grey  
Gris transparent - Grau transparent



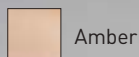
3682 VIKI



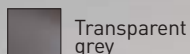
# 3463 VINTAGE

DESIGN VARIAFORMA

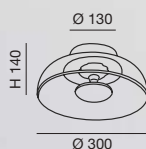
STRUTTURA IN METALLO E VETRO SOFFIATO  
METAL FRAME AND BLOWN GLASS  
MONTURE EN MÉTAL ET VERRE SOUFFLÉ  
METALLGESTELL UND GEBLASENES GLAS



Amber



Transparent  
grey



CEILING

CE Ⓢ Ⓡ IP20

LED WARM WHITE  
15W - 1510 lm

**3463-61-125**

Ambra - Amber  
Ambre - Amber

**3463-61-126**

Fumé - Transparent grey  
Gris transparent - Grau transparent



LED dimmerabile a taglio di fase  
Phase cut dimmable LED  
LED dimmable à découpage de phase  
LED dimmbar (über Phasen- und abschnittsdimmer)



Compatibile - Compatible - Kompatibel  
[Pagina - Page - Seite 5]



# 3596 DAFNE

DESIGN S.T. FABAS LUCE

STRUTTURA IN METALLO E VETRO SOFFIATO  
METAL FRAME AND BLOWN GLASS  
MONTURE EN MÉTAL ET VERRE SOUFFLÉ  
METALL UND GEBLASENES GLAS



Amber



Transparent  
grey



**E27** SUSPENSION



E27  
1x40W

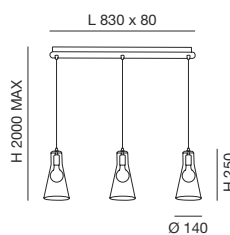
**3596-40-125**

Ambra - Amber  
Ambre - Amber

**3596-40-126**

Fumé - Transparent grey  
Gris transparent - Grau transparent

**E27** SUSPENSION



E27  
3X40W

**3596-47-125**

Ambra - Amber  
Ambre - Amber

**3596-47-126**

Fumé - Transparent grey  
Gris transparent - Grau transparent



Compatible - Compatible - Kompatibel  
[Pagina - Page - Seite 5]



Compatible - Compatible - Kompatibel  
[Pagina - Page - Seite 5]



# 3627 GILLIS

DESIGN S.T. FABAS LUCE

STRUTTURA IN METALLO E VETRO SOFFIATO  
METAL FRAME AND BLOWN GLASS  
MONTURE EN MÉTAL ET VERRE SOUFFLÉ  
METALL UND GEBLASENES GLAS



Amber

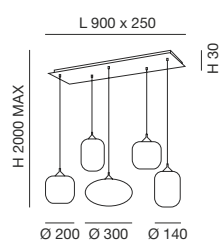


Transparent  
grey



E27

SUSPENSION   



E27  
5x40W

**3627-48-125**

Ambra - Amber  
Ambre - Amber

**3627-48-126**

Fumé - Transparent grey  
Gris transparent - Grau transparent



Compatibile - Compatible - Kompatibel  
[Pagina - Page - Seite 5]



# 3490 MAIA

DESIGN S.T. FABAS LUCE

STRUTTURA IN METALLO E VETRO SOFFIATO  
METAL FRAME AND BLOWN GLASS  
MONTURE EN MÉTAL ET VERRE SOUFFLÉ  
METALLGESTELL UND GEBLASENES GLAS



Amber





Transparent  
grey



E27

SUSPENSION

CE   IP20

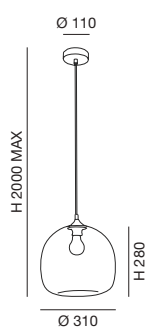
E27  
1X60W

**3490-40-125**

Ambra - Amber  
Ambre - Amber

**3490-40-126**

Fumé - Transparent grey  
Gris transparent - Grau transparent







# 3496 FIONA

DESIGN S.T. FABAS LUCE

STRUTTURA IN METALLO E VETRO SOFFIATO  
METAL FRAME AND BLOWN GLASS  
MONTURE EN MÉTAL ET VERRE SOUFFLÉ  
METALLGESTELL UND GEBLASENES GLAS



Amber



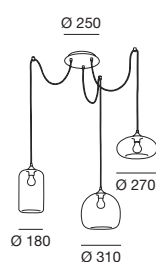
Transparent  
grey



E27

SUSPENSION

CE IP20



E27  
3X60W

**3496-47-125**

Ambra - Amber  
Ambre - Amber

**3496-47-126**

Fumé - Transparent grey  
Gris transparent - Grau transparent

Lunghezza di ogni cavo 3000 mm  
Length of each cable 3000 mm  
Longueur de chaque cable 3000 mm  
Kabellänge je 3000 mm




3496 FIONA

3491

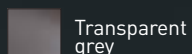
# SILO

DESIGN S.T. FABAS LUCE

STRUTTURA IN METALLO E VETRO SOFFIATO  
METAL FRAME AND BLOWN GLASS  
MONTURE EN MÉTAL ET VERRE SOUFFLÉ  
METALLGESTELL UND GEBLASENES GLAS



Amber



Transparent  
grey



E27

SUSPENSION

CE   IP20

E27  
1X60W

**3491-40-125**

Ambra - Amber  
Ambre - Amber

**3491-40-126**

Fumé - Transparent grey  
Gris transparent - Grau transparent





3489

# ELA

DESIGN S.T. FABAS LUCE

STRUTTURA IN METALLO E VETRO SOFFIATO  
METAL FRAME AND BLOWN GLASS  
MONTURE EN MÉTAL ET VERRE SOUFFLÉ  
METALLGESTELL UND GEBLASENES GLAS



Amber





Transparent  
grey



E27

SUSPENSION

CE   IP20

E27  
1X60W

**3489-40-125**

Ambra - Amber  
Ambre - Amber

**3489-40-126**

Fumé - Transparent grey  
Gris transparent - Grau transparent





3489 ELA

3480

# SINTESI

DESIGN S.T. FABAS LUCE

STRUTTURA IN METALLO E VETRO SOFFIATO  
METAL FRAME AND BLOWN GLASS  
MONTURE EN MÉTAL ET VERRE SOUFFLÉ  
METALLGESTELL UND GEBLASENES GLAS



Amber





Transparent  
grey



E27

SUSPENSION

CE   IP20

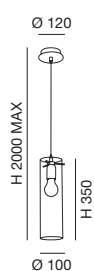
E27  
1X60W

**3480-40-125**

Ambra - Amber  
Ambre - Amber

**3480-40-126**

Fumé - Transparent grey  
Gris transparent - Grau transparent











**E27**

SUSPENSION **CE**   **IP20**

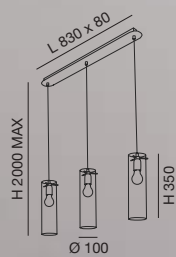
E27  
3X60W

**3480-47-125**

Ambra - Amber  
Ambre - Amber

**3480-47-126**

Fumé - Transparent grey  
Gris transparent - Grau transparent



Compatibile - Compatible - Kompatibel  
[Pagina - Page - Seite 5]




3519

# INFINITY

DESIGN S.T. FABAS LUCE

STRUTTURA IN METALLO E VETRO SOFFIATO  
METAL FRAME AND BLOWN GLASS  
MONTURE EN MÉTAL ET VERRE SOUFFLÉ  
METALLGESTELL UND GEBLASENES GLAS

 Transparent  
grey

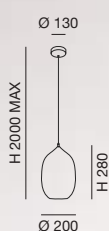


**E27**      **SUSPENSION**      **CE**  

E27  
1X60W

**3519-40-126**

Fumé - Transparent grey  
Gris transparent - Grau transparent

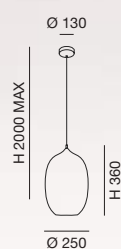


**E27**      **SUSPENSION**      **CE**  

E27  
1X60W

**3519-45-126**

Fumé - Transparent grey  
Gris transparent - Grau transparent



 SMART LUCE  
Integrato - Integrated - Intégré - Integriert  
[Pagina - Page - Seite 5]

 SMART LUCE  
Integrato - Integrated - Intégré - Integriert  
[Pagina - Page - Seite 5]

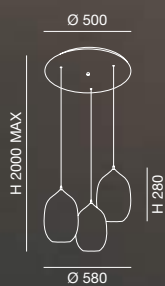






E27

SUSPENSION

CE   IP20E27  
3X60W**3519-47-126**Fumé - Transparent grey  
Gris transparent - Grau transparent

E27

TABLE

CE   IP20E27  
1X40W**3519-30-126**Fumé - Transparent grey  
Gris transparent - Grau transparentSMART LUCE  
Integrato - Integrated - Intégré - Integriert  
[Pagina - Page - Seite 5]Con interruttore - With switch  
Avec interrupteur - Mit Schalter

# 3518 GISELLA

DESIGN S.T. FABAS LUCE

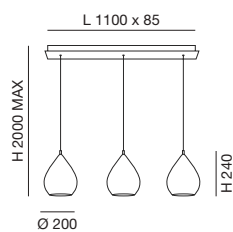
STRUTTURA IN METALLO E VETRO SOFFIATO  
METAL FRAME AND BLOWN GLASS  
MONTURE EN MÉTAL ET VERRE SOUFFLÉ  
METALLGESTELL UND GEBLASENES GLAS

 Amber



E27

SUSPENSION   



E27  
3X60W

**3518-49-125**

Ambra - Amber  
Ambre - Amber



SMART LUCE  
Integrato - Integrated - Intégré - Integriert  
[Pagina - Page - Seite 5]



**E27** SUSPENSION    IP20

E27  
1X60W

**3518-40-125**

Ambra - Amber  
Ambre - Amber



**E27** SUSPENSION    IP20

E27  
1X60W

**3518-45-125**

Ambra - Amber  
Ambre - Amber

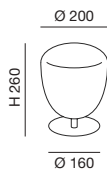









E27 TABLE   IP20



E27  
1X40W  
**3518-30-125**  
Ambra - Amber  
Ambre - Amber

 Con interruttore - With switch  
Avec interrupteur - Mit Schalter

3520

# CATHY

DESIGN S.T. FABAS LUCE

STRUTTURA IN METALLO E VETRO SOFFIATO  
METAL FRAME AND BLOWN GLASS  
MONTURE EN MÉTAL ET VERRE SOUFFLÉ  
METALLGESTELL UND GEBLASENES GLAS



Shaded  
chrome





Shaded  
gold



E27

SUSPENSION

CE   IP20

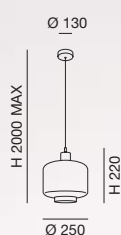
E27  
1X60W

**3520-40-299**

Cromo sfumato - Shaded chrome  
Dégradé de chrome - Farbverlauf chrom

**3520-40-332**

Oro sfumato - Shaded gold  
Dégradé d'or - Farbverlauf gold



Compatibile - Compatible - Kompatibel  
[Pagina - Page - Seite 5]



# 3665 VINCENT

DESIGN MBDO

STRUTTURA IN METALLO E VETRO SOFFIATO  
METAL FRAME AND BLOWN GLASS  
MONTURE EN MÉTAL ET VERRE SOUFFLÉ  
METALLGESTELL UND GEBLASENES GLAS



White



**E27** WALL   

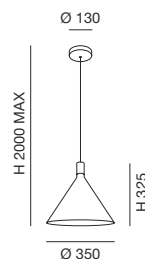


E27  
40W

**3665-21-102**

Bianco - White  
Blanc - Weiss

**E27** SUSPENSION   



E27  
40W

**3665-45-102**

Bianco - White  
Blanc - Weiss




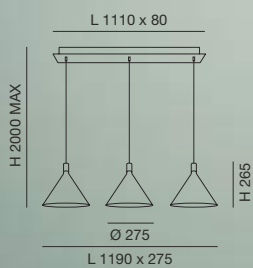
Compatibile - Compatible - Kompatibel  
[Pagina - Page - Seite 5]






**E27**

SUSPENSION    IP20

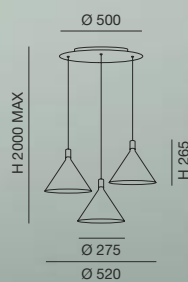


E27  
3x40W  
**3665-48-102**  
Bianco - White  
Blanc - Weiss


 Compatibile - Compatible - Kompatibel  
[Pagina - Page - Seite 5]

**E27**

SUSPENSION    IP20



E27  
3x40W  
**3665-47-102**  
Bianco - White  
Blanc - Weiss

 Compatibile - Compatible - Kompatibel  
[Pagina - Page - Seite 5]



3665 VINCENT



3689

# DOMIZIA

DESIGN \_ STUDIO LEGGERO

STRUTTURA IN METALLO E VETRO SOFFIATO  
METAL FRAME AND BLOWN GLASS  
MONTURE EN MÉTAL ET VERRE SOUFFLÉ  
METALLGESTELL UND GEBLASENES GLAS





Black



E27

WALL

CE   IP20



E27  
40W

**3689-21-101**

Nero - Black  
Noir - Schwarz



**E27** SUSPENSION    IP20

E27  
40W

**3689-40-101**

Nero - Black  
Noir - Schwarz

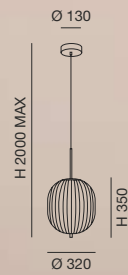


**E27** SUSPENSION    IP20

E27  
40W

**3689-45-101**

Nero - Black  
Noir - Schwarz






Compatibile - Compatible - Kompatibel  
[Pagina - Page - Seite 5]

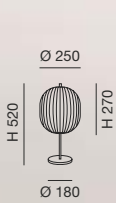


Compatibile - Compatible - Kompatibel  
[Pagina - Page - Seite 5]





**E27** TABLE    IP20

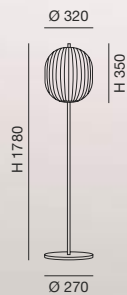


E27  
40W  
**3689-30-101**  
Nero - Black  
Noir - Schwarz



Con interruttore - With switch  
Avec interrupteur - Mit Schalter

**E27** FLOOR    IP20



E27  
40W  
**3689-10-101**  
Nero - Black  
Noir - Schwarz



Con variatore - With dimmer  
Avec variateur - Mit Dimmer

2753

# DIANA

DESIGN S.T. FABAS LUCE

STRUTTURA IN METALLO E VETRO SOFFIATO  
METAL FRAME AND BLOWN GLASS  
MONTURE EN METAL ET VERRE SOUFFLE  
METALLGESTELL UND GEBLASENES GLAS



Chrome



E27

SUSPENSION

CE   IP20



E27  
1X60W



**2753-40-138**

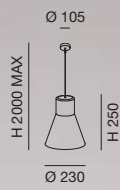
Cromo - Chrome  
Chromé - Verchromt



E27

SUSPENSION

CE   IP20



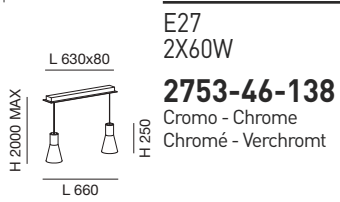
E27  
1X60W

**2753-45-138**

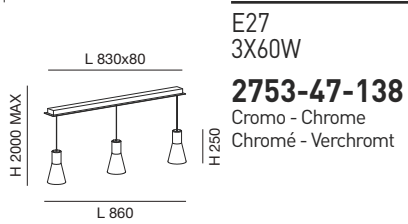
Cromo - Chrome  
Chromé - Verchromt



**E27** SUSPENSION    IP20



**E27** SUSPENSION    IP20





2753 DIANA



# 3198 BONG

DESIGN S.T. FABAS LUCE

STRUTTURA IN METALLO E VETRO SOFFIATO  
METAL FRAME AND BLOWN GLASS  
MONTURE EN METAL ET VERRE SOUFFLE  
METALLGESTELL UND GEBLASENES GLAS



White

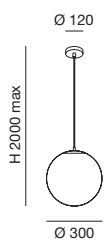


**E27** SUSPENSION   

E27  
1X60W

**3198-44-102**

Bianco - White  
Blanc - Weiss

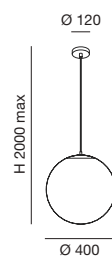


**E27** SUSPENSION   

E27  
3X40W

**3198-45-102**

Bianco - White  
Blanc - Weiss







3676

# RIBOT

DESIGN S.T. FABAS LUCE

STRUTTURA IN METALLO, LEGNO E DIFFUSORE IN METACRILATO  
METAL AND WOOD FRAME AND METHACRYLATE DIFFUSER  
MONTURE EN METAL ET BOIS ET DIFFUSEUR EN METACHRYLATE  
METALL UND HOLZGESTELL MIT METHACRYLATABDECKUNG



Oak



<b>LED</b> A G F	WALL	CE Ⓢ ⊕ IP20
 H 60 L 170 L 600	<b>LED WARM WHITE</b> 17W - 1400 lm <b>3676-21-215</b> Quercia - Oak Chêne - Eichenholz	

<b>LED</b> A G E	SUSPENSION	CE Ⓢ ⊕ IP20
 H 2000 MAX L 500 x 70 L 1300 x 65	<b>LED WARM WHITE</b> 26W - 2945 lm <b>3676-45-215</b> Quercia - Oak Chêne - Eichenholz	



LED dimmerabile a taglio di fase  
Phase cut dimmable LED  
LED dimmable à découpage de phase  
LED dimmbar (über Phasen- und ab-  
schnittdimmer)



Regolazione luce con pulsante  
Push dimmer  
Bouton poussoir dimmable  
Tastdimmer



push dimmer



3672

# PEVERO

DESIGN \_ STUDIO LEGGERO

STRUTTURA IN METALLO E LEGNO  
METAL FRAME AND WOOD  
MONTURE EN MÉTAL ET EN BOIS  
METALL UND HOLZ



Ash wood



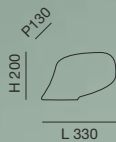
WALL

CE

LED WARM WHITE  
18W - 1980 lm

**3672-21-132**

Frassino - Ash wood  
Bois de frêne - Eschenholz



E27

SUSPENSION

CE

E27  
1x40W

**3672-40-132**

Frassino - Ash wood  
Bois de frêne - Eschenholz



LED dimmerabile a taglio di fase  
Phase cut dimmable LED  
LED dimmable à découpage de phase  
LED dimmbar (über Phasen- und ab-  
schnittdimmer)





# 3690 LOFT

MAIL DESIGN

STRUTTURA IN METALLO E LEGNO  
METAL FRAME AND WOOD  
MONTURE EN MÉTAL ET EN BOIS  
METALL UND HOLZ



Ash wood



LED



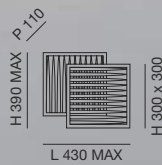
WALL

CE

LED WARM WHITE  
18W - 1980 lm

**3690-21-132**

Frassino - Ash wood  
Bois de frêne - Eschenholz










# 3630 ESINO

DESIGN S.T. FABAS LUCE

STRUTTURA IN METALLO E LEGNO  
METAL FRAME AND WOOD  
MONTURE EN MÉTAL ET EN BOIS  
METALL UND HOLZ



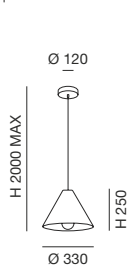
Walnut



Oak

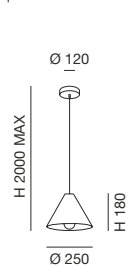


**E27** SUSPENSION



E27  
1x40W  
**3630-45-130**  
Noce - Walnut  
Noyer - Walnussfarben  
**3630-45-215**  
Quercia - Oak  
Chêne - Eichenholz

**E27** SUSPENSION



E27  
1x40W  
**3630-40-130**  
Noce - Walnut  
Noyer - Walnussfarben  
**3630-40-215**  
Quercia - Oak  
Chêne - Eichenholz

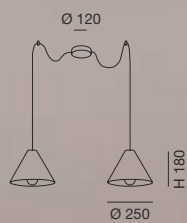







E27

SUSPENSION

E27  
2x40W**3630-46-130**Noce - Walnut  
Noyer - Walnussfarben**3630-46-215**Quercia - Oak  
Chêne - EichenholzLunghezza di ogni cavo 3500 mm  
Length of each cable 3500 mm  
Longueur de chaque cable 3500 mm  
Kabellänge je 3500 mm



3383

# BADIA

DESIGN VARIAFORMA

STRUTTURA IN METALLO E LEGNO  
METAL FRAME AND WOOD  
MONTURE EN MÉTAL ET EN BOIS  
METALLRAHMEN UND HOLZ



**LED** WALL **CE** **IP20**

**LED WARM WHITE**  
16W - 1940 lm

**3383-21-215**  
Quercia - Oak  
Chêne - Eichenholz

H 120  
L 380

**LED** SUSPENSION **CE** **IP20**

**LED WARM WHITE**  
43W - 4320 lm

**3383-40-215**  
Quercia - Oak  
Chêne - Eichenholz

L 350 x 100  
H 2000 MAX  
H 80  
L 1100

 Compatibile - Compatible - Kompatibel  
[Pagina - Page - Seite 5]



Regolazione luce con pulsante  
Push dimmer  
Bouton poussoir dimmable  
Tastdimmer



Compatibile - Compatible - Kompatibel  
[Pagina - Page - Seite 5]




push dimmer



# 3663 LINUS

DESIGN MBDO

STRUTTURA IN METALLO E LEGNO E VETRO IN LASTRA  
METAL AND WOOD FRAME AND PLATE GLASS  
MONTURE EN METAL ET BOIS ET VERRE PLAT  
METALL UND HOLZ MIT GLAS



	WALL	CE Ⓢ ⊕ IP20
	LED WARM WHITE 14W - 1380 lm	
	<b>3663-21-215</b> Quercia - Oak Chêne - Eichenholz	


	WALL	CE Ⓢ ⊕ IP20
	LED WARM WHITE 27W - 2770 lm	
	<b>3663-26-215</b> Quercia - Oak Chêne - Eichenholz	



LED dimmerabile a taglio di fase  
Phase cut dimmable LED  
LED dimmable à découpage de phase  
LED dimmbar (über Phasen an - und ab-  
schnittdimmer)



LED dimmerabile a taglio di fase  
Phase cut dimmable LED  
LED dimmable à découpage de phase  
LED dimmbar (über Phasen an - und ab-  
schnittdimmer)

A.B.

**Nella confezione sono inclusi gli accessori per due diversi tipi di fissaggio:**

- A. Fissaggio tipo mensola adeguato a supportare oggetti fino a 5 kg
- B. Fissaggio standard per applique non adatto a supportare pesi

**The package includes accessories for two different types of fixing:**

- A. Shelf-type fixing suitable for supporting objects up to 5 kg
- B. Standard fixing for wall lights not suitable for supporting weight

**Dans l'emballage il est inclus des accessoires pour deux types de fixation différents:**

- A. Fixation de type étagères adaptée pour supporter un poids jusqu'à 5 kg.
- B. Fixation standard ne convient pas pour supporter des poids

**In der Verpackung ist Zubehör für zwei verschiedene Befestigungsarten enthalten:**

- A. Regalbefestigung, geeignet für ein Traggewicht von bis zu 5 kg.
- B. Standardbefestigung, Artikel nicht für Traggewichte geeignet





3471

# WINDOW

DESIGN MBDO

STRUTTURA IN METALLO, LEGNO E DIFFUSORE IN METACRILATO  
METAL AND WOOD FRAME AND METHACRYLATE DIFFUSER  
MONTURE EN METAL ET BOIS ET DIFFUSEUR EN METACHRYLATE  
METALL UND HOLZGESTELL MIT METHACRYLATABDECKUNG



Oak



LED



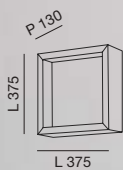
WALL

CE IP20

LED WARM WHITE  
29W - 2880 lm

**3471-22-215**

Quercia - Oak  
Chêne - Eichenholz



LED



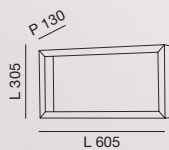
WALL

CE IP20

LED WARM WHITE  
35W - 3450 lm

**3471-26-215**

Quercia - Oak  
Chêne - Eichenholz



Dotata di cavo con interruttore e spina  
Equipped with cable with switch and plug  
Équipé d'un câble avec interrupteur et prise  
Ausgestattet mit Kabel mit Schalter und Stecker

Dotata di cavo con interruttore e spina  
Equipped with cable with switch and plug  
Équipé d'un câble avec interrupteur et prise  
Ausgestattet mit Kabel mit Schalter und Stecker



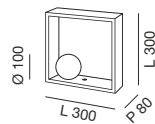


3669

# KARK

DESIGN VARIAFORMA

STRUTTURA IN LEGNO E VETRO SOFFIATO  
WOOD FRAME AND BLOWN GLASS  
MONTURE EN BOIS ET VERRE SOUFFLÉ  
HOLZGESTELL UND GEBLASENES GLAS



TABLE

CE

LED WARM WHITE  
5W - 470 lm

**3669-30-215**

Quercia - Oak  
Chêne - Eichenholz



Regolazione luce al tocco  
Touch dimmer  
Variateur sensible  
Touchdimmer



# 3547 ARABELLA

DESIGN S.T. FABAS LUCE

STRUTTURA IN METALLO E VETRO SOFFIATO  
METAL FRAME AND BLOWN GLASS  
MONTURE EN MÉTAL ET VERRE SOUFFLÉ  
METALLGESTELL UND GEBLASENES GLAS



**LED** **E** **SUSPENSION** **CE** **⊕** **IP20**

**LED WARM WHITE**  
8W - 750 lm

**3547-40-102**  
Bianco - White  
Blanc - Weiss

**3547-40-125**  
Ambra - Amber  
Ambre - Amber

**3547-40-126**  
Fumé - Transparent grey  
Gris transparent - Grau transparent

Ø 130  
H 2000 MAX  
Ø 140



LED dimmerabile a taglio di fase  
Phase cut dimmable LED  
LED dimmable à découpage de phase  
LED dimmbar (über Phasen- und abschnitt-dimmer)



SMART LUCE  
Integrato - Integrated - Intégré - Integriert  
[Pagina - Page - Seite 5]

**LED** **E** **SUSPENSION** **CE** **⊕** **IP20**

**LED WARM WHITE**  
8W - 750 lm

**3547-41-102**  
Bianco - White  
Blanc - Weiss

**3547-41-125**  
Ambra - Amber  
Ambre - Amber

**3547-41-126**  
Fumé - Transparent grey  
Gris transparent - Grau transparent

Ø 200  
Ø 140



LED dimmerabile a taglio di fase  
Phase cut dimmable LED  
LED dimmable à découpage de phase  
LED dimmbar (über Phasen- und abschnitt-dimmer)



SMART LUCE  
Integrato - Integrated - Intégré - Integriert  
[Pagina - Page - Seite 5]

Lunghezza cavo 3500 mm  
Length cable 3500 mm  
Longueur cable 3500 mm  
Kabellänge 3500 mm





3547 ARABELLA





**LED**  
A  
G E

SUSPENSION   

---

**LED WARM WHITE**  
48W - 4530 lm

**3547-46-102**  
Bianco - White  
Blanc - Weiss

**3547-46-125**  
Ambra - Amber  
Ambre - Amber

**3547-46-126**  
Fumé - Transparent grey  
Gris transparent - Grau transparent






LED dimmerabile a taglio di fase  
Phase cut dimmable LED  
LED dimmable à découpage de phase  
LED dimmbar (über Phasen- und abschnittdimmer)

 **SMART LUCE**  
Integrato - Integrated - Intégré - Integriert  
[Pagina - Page - Seite 5]

Lunghezza di ogni cavo 3500 mm  
Length of each cable 3500 mm  
Longueur de chaque cable 3500 mm  
Kabellänge je 3500 mm

**LED**  
A  
G E

SUSPENSION   

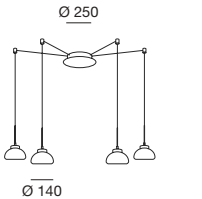
---

**LED WARM WHITE**  
32W - 3020 lm


**3547-49-102**  
Bianco - White  
Blanc - Weiss

**3547-49-125**  
Ambra - Amber  
Ambre - Amber

**3547-49-126**  
Fumé - Transparent grey  
Gris transparent - Grau transparent



LED dimmerabile a taglio di fase  
Phase cut dimmable LED  
LED dimmable à découpage de phase  
LED dimmbar (über Phasen- und abschnittdimmer)

 **SMART LUCE**  
Integrato - Integrated - Intégré - Integriert  
[Pagina - Page - Seite 5]

Lunghezza di ogni cavo 3500 mm  
Length of each cable 3500 mm  
Longueur de chaque cable 3500 mm  
Kabellänge je 3500 mm



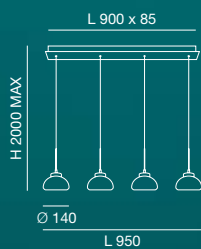


LED



SUSPENSION

CE   IP20



LED WARM WHITE  
32W - 3020 lm

**3547-48-102**

Bianco - White  
Blanc - Weiss

**3547-48-125**

Ambra - Amber  
Ambre - Amber

**3547-48-126**

Fumé - Transparent grey  
Gris transparent - Grau transparent



LED dimmerabile a taglio di fase  
Phase cut dimmable LED  
LED dimmable à découpage de phase  
LED dimmbar (über Phasen- und ab-  
schnittdimmer)



SMART LUCE  
Integrato - Integrated - Intégré - Integriert  
[Pagina - Page - Seite 5]



3444

# SUSANNA

DESIGN S.T. FABAS LUCE

STRUTTURA IN METALLO E VETRO IN LASTRA  
METAL FRAME AND PLATE GLASS  
MONTURE EN METAL ET VERRE PLAT  
METALLGESTELL UND GLAS



White



SUSPENSION

CE IP20

LED WARM WHITE  
8W - 750 lm

**3444-41-102**

Bianco - White  
Blanc - Weiss

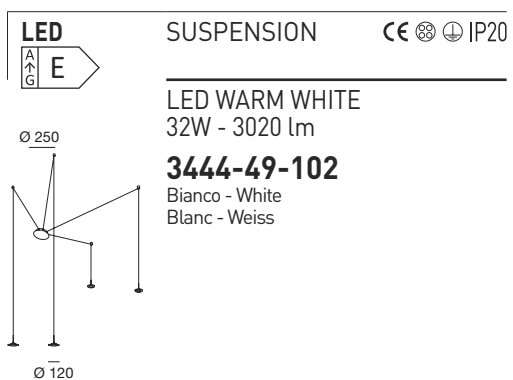


LED dimmerabile a taglio di fase  
Phase cut dimmable LED  
LED dimmable à découpage de phase  
LED dimmbar (über Phasen- und abschnitt-dimmer)



Compatibile - Compatible - Kompatibel  
[Pagina - Page - Seite 5]

Lunghezza cavo 3500 mm  
Length cable 3500 mm  
Longueur cable 3500 mm  
Kabellänge 3500 mm

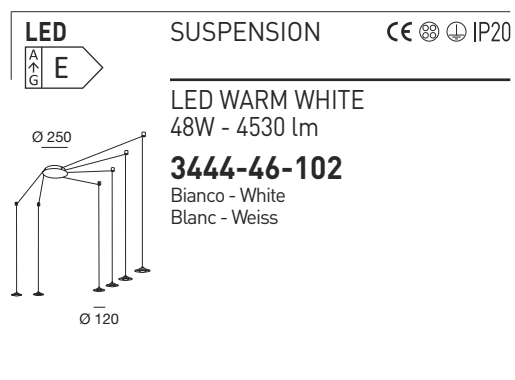


SUSPENSION   

LED WARM WHITE  
32W - 3020 lm

**3444-49-102**

Bianco - White  
Blanc - Weiss



SUSPENSION   

LED WARM WHITE  
48W - 4530 lm

**3444-46-102**

Bianco - White  
Blanc - Weiss



LED dimmerabile a taglio di fase  
Phase cut dimmable LED  
LED dimmable à découpage de phase  
LED dimmbar (über Phasen- und ab-  
schnittdimmer)



Compatibile - Compatible - Kompatibel  
[Pagina - Page - Seite 5]

Lunghezza di ogni cavo 3500 mm  
Length of each cable 3500 mm  
Longueur de chaque cable 3500 mm  
Kabellänge je 3500 mm



LED dimmerabile a taglio di fase  
Phase cut dimmable LED  
LED dimmable à découpage de phase  
LED dimmbar (über Phasen- und ab-  
schnittdimmer)




Compatibile - Compatible - Kompatibel  
[Pagina - Page - Seite 5]

Lunghezza di ogni cavo 3500 mm  
Length of each cable 3500 mm  
Longueur de chaque cable 3500 mm  
Kabellänge je 3500 mm

# 3410 ISABELLA

DESIGN VARIAFORMA

STRUTTURA IN METALLO E METACRILATO  
METAL AND METHACRYLATE FRAME  
MONTURE EN MÉTAL ET MÉTACHRYLATE  
METALL - UND METHACRYLATGESTELL



 	<p>SUSPENSION</p> <p>CE   IP20</p>
	<p>LED WARM WHITE 8W - 750 lm</p> <p><b>3410-41-102</b> Bianco - White Blanc - Weiss</p> <p><b>3410-41-212</b> Alluminio satinato - Satined aluminum Aluminium satiné - Aluminium satiniert</p>



LED dimmerabile a taglio di fase  
Phase cut dimmable LED  
LED dimmable à découpage de phase  
LED dimmbar (über Phasen- und abschnitt-dimmer)



SMART LUCE  
Integrato - Integrated - Intégré - Integriert  
[Pagina - Page - Seite 5]

Lunghezza cavo 3500 mm  
Length cable 3500 mm  
Longueur cable 3500 mm  
Kabellänge 3500 mm



LED



SUSPENSION

CE Ⓢ Ⓡ IP20



LED WARM WHITE

32W - 3020 lm

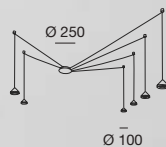
**3410-49-102**Bianco - White  
Blanc - Weiss**3410-49-212**Alluminio satinato - Satined aluminum  
Aluminium satiné - Aluminium satiniert

LED



SUSPENSION

CE Ⓢ Ⓡ IP20



LED WARM WHITE

48W - 4530 lm

**3410-46-102**Bianco - White  
Blanc - Weiss**3410-46-212**Alluminio satinato - Satined aluminum  
Aluminium satiné - Aluminium satiniertLED dimmerabile a taglio di fase  
Phase cut dimmable LED  
LED dimmable à découpage de phase  
LED dimmbar (über Phasen- und abschnittdimmer)SMART LUCE  
Integrato - Integrated - Intégré - Integriert  
[Pagina - Page - Seite 5]Lunghezza di ogni cavo 3500 mm  
Length of each cable 3500 mm  
Longueur de chaque cable 3500 mm  
Kabellänge je 3500 mmLED dimmerabile a taglio di fase  
Phase cut dimmable LED  
LED dimmable à découpage de phase  
LED dimmbar (über Phasen- und abschnittdimmer)SMART LUCE  
Integrato - Integrated - Intégré - Integriert  
[Pagina - Page - Seite 5]Lunghezza di ogni cavo 3500 mm  
Length of each cable 3500 mm  
Longueur de chaque cable 3500 mm  
Kabellänge je 3500 mm







# 3239 DUNK

FLY DESIGN

STRUTTURA IN METALLO E METACRILATO  
METAL AND METHACRYLATE FRAME  
MONTURE EN MÉTAL ET MÉTACHRYLATE  
METALL - UND METHACRYLATGESTELL

 Brushed aluminum




  H 170 P 175 L 100	<p><b>WALL</b> <span style="float: right;">CE   IP20</span></p> <hr/> <p>LED WARM WHITE 16W - 1510 lm</p> <p><b>3239-21-212</b> Alluminio spazzolato Brushed aluminum Aluminium brossé Aluminium gebuerstet</p>
---	---

  H 2000 MAX Ø 140 H 140 Ø 100	<p><b>SUSPENSION</b> <span style="float: right;">CE   IP20</span></p> <hr/> <p>LED WARM WHITE 8W - 750 lm</p> <p><b>3239-40-212</b> Alluminio spazzolato Brushed aluminum Aluminium brossé Aluminium gebuerstet</p>
---	---

 Orientabile - Adjustable  
Réglable - Schwenkbar

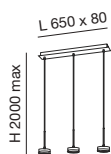
---

 Compatibile - Compatible - Kompatibel  
[Pagina - Page - Seite 5]

 Compatibile - Compatible - Kompatibel  
[Pagina - Page - Seite 5]



	<b>SUSPENSION</b> <b>CE</b>  
<b>LED WARM WHITE</b> 24W - 2260 lm	
<b>3239-47-212</b> Alluminio spazzolato Brushed aluminum Aluminium brossé Aluminium gebuerstet	



LED dimmerabile a taglio di fase  
 Phase cut dimmable LED  
 LED dimmable à découpage de phase  
 LED dimmbar (über Phasen- und abschnitt-dimmer)



Compatibile - Compatible - Kompatibel  
 [Pagina - Page - Seite 5]



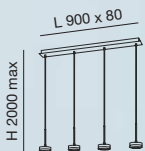
**LED** **SUSPENSION** **CE** **IP20**



**LED WARM WHITE**  
32W - 3020 lm

**3239-49-212**

Alluminio spazzolato  
Brushed aluminum  
Aluminium brossé  
Aluminium gebuerstet



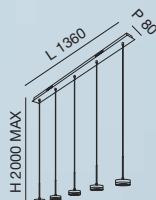
**LED** **SUSPENSION** **CE** **IP20**



**LED WARM WHITE**  
40W - 3780 lm

**3239-48-212**

Alluminio spazzolato  
Brushed aluminum  
Aluminium brossé  
Aluminium gebuerstet



LED dimmerabile a taglio di fase  
Phase cut dimmable LED  
LED dimmable à découpage de phase  
LED dimmbar (über Phasen- und ab-  
schnittdimmer)



Compatible - Compatible - Kompatibel  
[Pagina - Page - Seite 5]



LED dimmerabile a taglio di fase  
Phase cut dimmable LED  
LED dimmable à découpage de phase  
LED dimmbar (über Phasen- und ab-  
schnittdimmer)




Compatible - Compatible - Kompatibel  
[Pagina - Page - Seite 5]






# 3255 HALE

DESIGN S.T. FABAS LUCE

STRUTTURA IN METALLO E METACRILATO  
METAL AND METHACRYLATE FRAME  
MONTURE EN MÉTAL ET MÉTACHRYLATE  
METALL - UND METHACRYLATGESTELL



**LED**  
A  
G  
E

SUSPENSION    IP20

---




LED WARM WHITE  
8W - 750 lm

**3255-41-102**  
Bianco - White  
Blanc - Weiss

**3255-41-212**  
Alluminio spazzolato  
Brushed aluminum  
Aluminium brossé  
Aluminium gebuerstet



**LED**  
A  
G  
E


SUSPENSION    IP20

---

LED WARM WHITE  
24W - 2260 lm

**3255-47-102**  
Bianco - White  
Blanc - Weiss

**3255-47-212**  
Alluminio spazzolato  
Brushed aluminum  
Aluminium brossé  
Aluminium gebuerstet





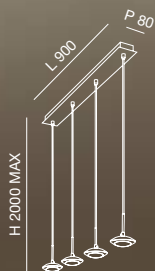
3255 **HALE**



**LED**  
A  
G  
E

SUSPENSION

CE Ⓢ Ⓡ IP20



LED WARM WHITE  
32W - 3020 lm

**3255-49-102**

Bianco - White  
Blanc - Weiss

**3255-49-212**

Alluminio spazzolato  
Brushed aluminum  
Aluminium brossé  
Aluminium gebuerstet




LED dimmerabile a taglio di fase  
Phase cut dimmable LED  
LED dimmable à découpage de phase  
LED dimmbar (über Phasen an- und ab-  
schnittdimmer)



Compatibile - Compatible - Kompatibel  
[Pagina - Page - Seite 5]



<b>LED</b> A ↑ G E	WALL	CE Ⓢ ⊕ IP20
P 140  Ø 120	<b>LED WARM WHITE</b> 8W - 750 lm <b>3255-21-102</b> Bianco - White Blanc - Weiss <b>3255-21-212</b> Alluminio spazzolato Brushed aluminum Aluminium brossé Aluminium gebuerstet	


 Orientabile - Adjustable  
 Réglable - Schwenkbar





<b>LED</b> A G <b>E</b>	TABLE	CE
	<b>LED WARM WHITE</b> 8W - 750 lm <b>3255-30-102</b> Bianco - White Blanc - Weiss <b>3255-30-212</b> Alluminio spazzolato Brushed aluminum Aluminium brossé Aluminium gebuerstet	
Regolazione luce al tocco Touch dimmer Variateur sensitif Touchdimmer		
Orientabile - Adjustable Réglable - Schwenkbar		




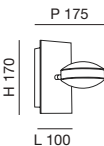



# 3253 MILL

DESIGN S.T. FABAS LUCE

STRUTTURA IN METALLO E METACRILATO  
METAL AND METHACRYLATE FRAME  
MONTURE EN MÉTAL ET MÉTACHRYLATE  
METALL - UND METHACRYLATGESTELL



	LED	WALL	CE   IP20
		LED WARM WHITE 16W - 1510 lm	
		<b>3253-21-102</b> Bianco - White Blanc - Weiss	
		<b>3253-21-178</b> Nichel satinato - Satined nickel Nickel satiné - Nickel satiniert	

 Orientabile - Adjustable  
Réglable - Schwenkbar



3253 MILL

# 3443 DELTA

DESIGN S.T. FABAS LUCE

STRUTTURA IN METALLO  
METAL FRAME  
MONTURE EN MÉTAL  
METALLGESTELL

 Satined  
aluminum

 Gold matt



LED

A  
G  
E



SUSPENSION  





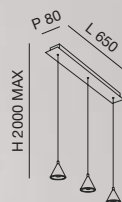
LED WARM WHITE  
8W - 750 lm

**3443-41-212**




Alluminio satinato - Satined aluminum  
Aluminium satiné - Aluminium satiniert

**3443-41-225**

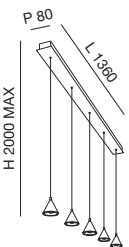
Oro opaco - Gold matt  
Or mat - Gold edelmatt

SUSPENSION  LED WARM WHITE  
40W - 3780 lm**3443-48-212**Alluminio satinato - Satined aluminum  
Aluminium satiné - Aluminium satiniert**3443-48-225**Oro opaco - Gold matt  
Or mat - Gold edelmattLED dimmerabile a taglio di fase  
Phase cut dimmable LED  
LED dimmable à découpage de phase  
LED dimmbar (über Phasen- und ab-  
schnittdimmer)Compatibile - Compatible - Kompatibel  
[Pagina - Page - Seite 5]SUSPENSION  LED WARM WHITE  
24W - 2260 lm**3443-47-212**Alluminio satinato - Satined aluminum  
Aluminium satiné - Aluminium satiniert**3443-47-225**Oro opaco - Gold matt  
Or mat - Gold edelmattLED dimmerabile a taglio di fase  
Phase cut dimmable LED  
LED dimmable à découpage de phase  
LED dimmbar (über Phasen- und ab-  
schnittdimmer)Compatibile - Compatible - Kompatibel  
[Pagina - Page - Seite 5]



	<p><b>SUSPENSION</b>    <b>CE</b>   <b>IP20</b></p> <hr/> <p><b>LED WARM WHITE</b> 40W - 3780 lm</p> <p><b>3443-48-212</b> Alluminio satinato - Satined aluminum Aluminium satiné - Aluminium satiniert</p> <p><b>3443-48-225</b> Oro opaco - Gold matt Or mat - Gold edelmatt</p>
---	---





LED dimmerabile a taglio di fase  
Phase cut dimmable LED  
LED dimmable à découpage de phase  
LED dimmbar (über Phasen an- und abschnittdimmer)



Compatibile - Compatible - Kompatibel  
[Pagina - Page - Seite 5]



**LED**  **SUSPENSION**   

---

**LED WARM WHITE**  
8W - 750 lm

**3443-41-212**  
Alluminio satinato - Satined aluminum  
Aluminium satiné - Aluminium satiniert

**3443-41-225**  
Oro opaco - Gold matt  
Or mat - Gold edelmatt



**LED**  **SUSPENSION**   

---

**LED WARM WHITE**  
24W - 2260 lm

**3443-47-212**  
Alluminio satinato - Satined aluminum  
Aluminium satiné - Aluminium satiniert

**3443-47-225**  
Oro opaco - Gold matt  
Or mat - Gold edelmatt




LED dimmerabile a taglio di fase  
Phase cut dimmable LED  
LED dimmable à découpage de phase  
LED dimmbar (über Phasen- und abschnittsdimmer)



Compatibile - Compatible - Kompatibel  
[Pagina - Page - Seite 5]




3388  
**SIRIO**  
DESIGN VARIAFORMA

STRUTTURA IN METALLO E METACRILATO  
METAL AND METHACRYLATE FRAME  
MONTURE EN MÉTAL ET MÉTACHRYLATE  
METALL - UND METHACRYLATGESTELL

 White



<b>LED</b> A G E	TABLE	CE Ⓢ IP20
L 200	LED WARM WHITE 6W - 540 lm	
H 220 Ø 100	<b>3388-30-102</b> Bianco - White Blanc - Weiss	

 Con interruttore - With switch  
Avec interrupteur - Mit Schalter






**LED**  **SUSPENSION**  

**LED WARM WHITE**  
8W - 750 lm

**3388-40-102**  
Bianco - White  
Blanc - Weiss

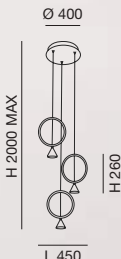


Ø 110  
H 2000 MAX  
H 260  
L 200

**LED**  **SUSPENSION**  

**LED WARM WHITE**  
24W - 2260 lm

**3388-47-102**  
Bianco - White  
Blanc - Weiss



Ø 400  
H 2000 MAX  
H 260  
L 450



LED dimmerabile a taglio di fase  
Phase cut dimmable LED  
LED dimmable à découpage de phase  
LED dimmbar (über Phasen- und abschnitt-dimmer)



Compatibile - Compatible - Kompatibel  
[Pagina - Page - Seite 5]

# 3390

# SIRIO

DESIGN VARIAFORMA

STRUTTURA IN METALLO E METACRILATO  
 METAL AND METHACRYLATE FRAME  
 MONTURE EN MÉTAL ET MÉTACHRYLATE  
 METALL - UND METHACRYLATGESTELL



**LED** **E** **SUSPENSION**

---

**LED WARM WHITE**  
 8W - 750 lm

**3390-40-102**  
 Bianco - White  
 Blanc - Weiss

**3390-40-225**  
 Oro opaco - Gold matt  
 Or mat - Gold edelmatt

Ø 110  
 H 2000 MAX  
 H 320  
 L 180

**LED** **E** **SUSPENSION**

---

**LED WARM WHITE**  
 24W - 2260 lm

**3390-49-102**  
 Bianco - White  
 Blanc - Weiss

**3390-49-225**  
 Oro opaco - Gold matt  
 Or mat - Gold edelmatt

L 650 x 80  
 H 2000 MAX  
 H 320  
 L 730



LED dimmerabile a taglio di fase  
 Phase cut dimmable LED  
 LED dimmable à découpage de phase  
 LED dimmbar (über Phasen an- und abschnitt dimmer)



Compatible - Compatible - Kompatibel  
 [Pagina - Page - Seite 5]



3541

# DALILA

DESIGN \_blank design studio

STRUTTURA IN METALLO E VETRO BOROSILICATO  
METAL FRAME AND BOROSILICATE GLASS  
MONTURE EN MÉTAL ET VERRE BOROSILICATÉ  
METALLGESTELL UND BORSILICATGLAS



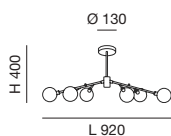
Black



G9

CEILING

CE



G9  
6X25W

**3541-61-101**

Nero - Black  
Noir - Schwarz



Compatibile - Compatible - Kompatibel  
[Pagina - Page - Seite 5]

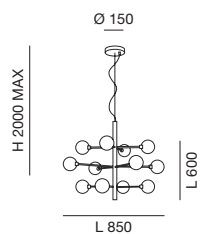
Lampadina G9 LED 3W inclusa  
Bulb G9 LED 3W included  
Ampoule G9 LED 3W incluse  
G9 LED 3W LM inklusive





**G9**

SUSPENSION    



G9  
12X25W

**3541-45-101**

Nero - Black  
Noir - Schwarz



Compatibile - Compatible - Kompatibel  
[Pagina - Page - Seite 5]

Lampadina G9 LED 3W inclusa  
Bulb G9 LED 3W included  
Ampoule G9 LED 3W incluse  
G9 LED 3W LM inklusive




3541 DALILA



# 3472 BLOG LED

DESIGN MBDO

STRUTTURA IN METALLO E VETRO BOROSILICATO  
METAL FRAME AND BOROSILICATE GLASS  
MONTURE EN MÉTAL ET VERRE BOROSILICATÉ  
METALLGESTELL UND BORSILICATGLAS



	SUSPENSION	CE
	LED WARM WHITE 25W - 2520 lm	
	<b>3472-48-101</b> Nero - Black Noir - Schwarz	
	<b>3472-48-225</b> Oro opaco - Gold matt Or mat - Gold edelmatt	



LED dimmerabile a taglio di fase  
Phase cut dimmable LED  
LED dimmable à découpage de phase  
LED dimmbar (über Phasen an - und abschnitt dimmer)



Compatibile - Compatible - Kompatibel  
[Pagina - Page - Seite 5]

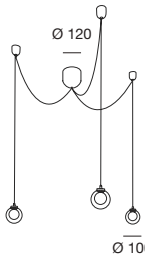
Lunghezza di ogni cavo 4000 mm  
Length of each cable 4000 mm  
Longueur de chaque cable 4000 mm  
Kabellänge je 4000 mm





<p><b>LED</b></p> <div style="border: 1px solid black; padding: 2px; display: inline-block;">       A ↑ G E     </div>	<p><b>SUSPENSION</b>    <b>CE</b> </p> <hr/> <p><b>LED WARM WHITE</b> 15W - 1510 lm</p> <p><b>3472-47-101</b> Nero - Black Noir - Schwarz</p> <p><b>3472-47-225</b> Oro opaco - Gold matt Or mat - Gold edelmatt</p>
--	--





LED dimmerabile a taglio di fase  
Phase cut dimmable LED  
LED dimmable à découpage de phase  
LED dimmbar (über Phasen an - und abschnitt dimmer)



Compatibile - Compatible - Kompatibel  
[Pagina - Page - Seite 5]

Lunghezza di ogni cavo 4000 mm  
Length of each cable 4000 mm  
Longueur de chaque câble 4000 mm  
Kabellänge je 4000 mm



# 3473 BLOG

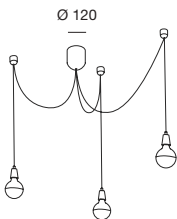
DESIGN MBDO

STRUTTURA IN METALLO  
METAL FRAME  
MONTURE EN MÉTAL  
METALLGESTELL



E27

SUSPENSION    IP20



E27  
3X60W

**3473-47-102**

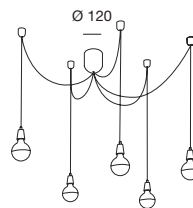
Bianco - White  
Blanc - Weiss

**3473-47-138**

Cromo - Chrome  
Chromé - Verchromt

E27

SUSPENSION    IP20



E27  
5X60W

**3473-48-102**

Bianco - White  
Blanc - Weiss

**3473-48-138**

Cromo - Chrome  
Chromé - Verchromt



Compatibile - Compatible - Kompatibel  
[Pagina - Page - Seite 5]

Lunghezza di ogni cavo 4000 mm  
Length of each cable 4000 mm  
Longueur de chaque cable 4000 mm  
Kabellänge je 4000 mm



Compatibile - Compatible - Kompatibel  
[Pagina - Page - Seite 5]

Lunghezza di ogni cavo 4000 mm  
Length of each cable 4000 mm  
Longueur de chaque cable 4000 mm  
Kabellänge je 4000 mm



3487

# GIRO

DESIGN S.T. FABAS LUCE

STRUTTURA IN METALLO E METACRILATO  
METAL AND METHACRYLATE FRAME  
MONTURE EN MÉTAL ET MÉTACHRYLATE  
METALL - UND METHACRYLATGESTELL



White



LED  
A  
T  
G  
E

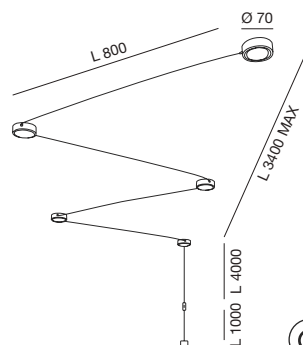
CEILING

CE

LED WARM WHITE  
25W - 2520 lm

**3487-21-102**

Bianco - White  
Blanc - Weiss



Con interruttore - With switch  
Avec interrupteur - Mit Schalter




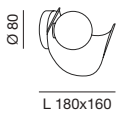



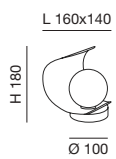
# 3414 ADRIA

DESIGN S.T. FABAS LUCE

STRUTTURA IN METALLO E VETRO SOFFIATO  
METAL FRAME AND BLOWN GLASS  
MONTURE EN MÉTAL ET VERRE SOUFFLÉ  
METALLGESTELL UND GEBLASENES GLAS



 	<p>WALL <span style="float: right;">CE Ⓢ ⊕ IP20</span></p> <hr/> <p>LED WARM WHITE 6W - 540 lm</p> <p><b>3414-21-102</b> Bianco - White Blanc - Weiss</p> <p><b>3414-21-137</b> Argento - Silver Argent - Silber</p> <p><b>3414-21-225</b> Oro opaco - Gold matt Or mat - Gold edelmatt</p>
--	---

 	<p>TABLE <span style="float: right;">CE Ⓢ □ IP20</span></p> <hr/> <p>LED WARM WHITE 6W - 540 lm</p> <p><b>3414-30-102</b> Bianco - White Blanc - Weiss</p> <p><b>3414-30-137</b> Argento - Silver Argent - Silber</p> <p><b>3414-30-225</b> Oro opaco - Gold matt Or mat - Gold edelmatt</p>
--	--



Regolazione luce al tocco  
Touch dimmer  
Variateur sensitif  
Touchdimmer



# 3637 SALENTO

DESIGN S.T. FABAS LUCE

STRUTTURA IN METALLO E VETRO CENTRIFUGATO  
METAL FRAME AND CENTRIFUGED GLASS  
MONTURE EN MÉTAL ET VERRE CENTRIFUGÉ  
METALL UND ZENTRIFUGIERTES GLAS



Amber

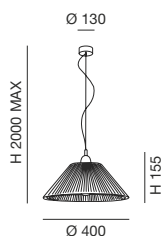
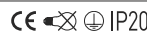


Transparent  
grey



E27

SUSPENSION



E27  
1x40W

**3637-40-125**

Ambra - Amber  
Ambre - Amber

**3637-40-126**

Fumé - Transparent grey  
Gris transparent - Grau transparent



Compatibile - Compatible - Kompatibel  
[Pagina - Page - Seite 5]



3637 SALENTO

# 3635 DIAMOND

DESIGN S.T. FABAS LUCE

STRUTTURA IN METALLO E VETRO CENTRIFUGATO  
METAL FRAME AND CENTRIFUGED GLASS  
MONTURE EN MÉTAL ET VERRE CENTRIFUGÉ  
METALL UND ZENTRIFUGIERTES GLAS



Amber

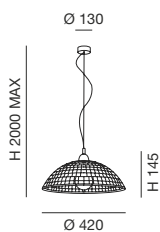



Transparent  
grey



E27

SUSPENSION



E27

1x40W

**3635-40-125**

Ambra - Amber

Ambre - Amber

**3635-40-126**

Fumé - Transparent grey

Gris transparent - Grau transparent



Compatibile - Compatible - Kompatibel  
[Pagina - Page - Seite 5]



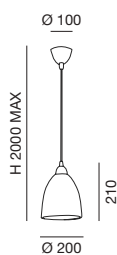
# 2907 PROVENZA

DESIGN S.T. FABAS LUCE

STRUTTURA IN METALLO E VETRO CENTRIFUGATO  
METAL FRAME AND CENTRIFUGED GLASS  
MONTURE EN METAL ET VERRE CENTRIFUGE  
METALLGESTELL UND ZENTRIFUGIERTES GLAS

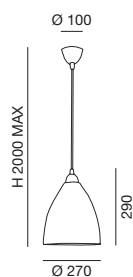


**E27** SUSPENSION



E27  
1X60W  
**2907-44-102**  
Bianco - White  
Blanc - Weiss  
**2907-44-125**  
Ambra - Amber  
Ambre - Amber

**E27** SUSPENSION



E27  
1X60W  
**2907-45-102**  
Bianco - White  
Blanc - Weiss  
**2907-45-125**  
Ambra - Amber  
Ambre - Amber

Compatibile - Compatible - Kompatibel  
[Pagina - Page - Seite 5]

Compatibile - Compatible - Kompatibel  
[Pagina - Page - Seite 5]





2908

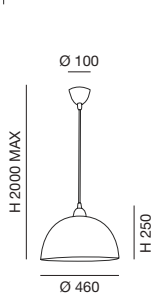
# NICE

DESIGN S.T. FABAS LUCE

STRUTTURA IN METALLO E VETRO CENTRIFUGATO  
METAL FRAME AND CENTRIFUGED GLASS  
MONTURE EN METAL ET VERRE CENTRIFUGE  
METALLGESTELL UND ZENTRIFUGIERTES GLAS



**E27** SUSPENSION    IP20



E27  
1X60W  
**2908-46-102**  
Bianco - White  
Blanc - Weiss  
**2908-46-125**  
Ambra - Amber  
Ambre - Amber



Compatibile - Compatible - Kompatibel  
[Pagina - Page - Seite 5]

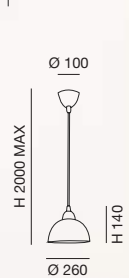


**E27** SUSPENSION    IP20



E27  
1X60W  
**2908-45-102**  
Bianco - White  
Blanc - Weiss  
**2908-45-125**  
Ambra - Amber  
Ambre - Amber

**E27** SUSPENSION    IP20



E27  
1X60W  
**2908-44-102**  
Bianco - White  
Blanc - Weiss  
**2908-44-125**  
Ambra - Amber  
Ambre - Amber



Compatibile - Compatible - Kompatibel  
[Pagina - Page - Seite 5]




Compatibile - Compatible - Kompatibel  
[Pagina - Page - Seite 5]

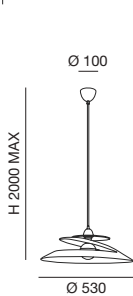
# 3357 ARAGON E27

DESIGN S.T. FABAS LUCE

STRUTTURA IN METALLO E VETRO IN LASTRA  
METAL FRAME AND PLATE GLASS  
MONTURE EN METAL ET VERRE PLAT  
METALLGESTELL UND GLAS



E27 SUSPENSION   



E27  
1X60W  
**3357-40-102**  
Bianco - White  
Blanc - Weiss  
**3357-40-109**  
Bronzo - Bronze  
Bronze - Bronze  
**3357-40-349**  
Nero antico - Antique black  
Noir ancien - Anitk Schwarz



SMART LUCE  
Integrato - Integrated - Intégré - Integriert  
[Pagina - Page - Seite 5]



3357 ARAGON E27

# 3357 ARAGON LED

DESIGN S.T. FABAS LUCE

STRUTTURA IN METALLO E VETRO IN LASTRA  
METAL FRAME AND PLATE GLASS  
MONTURE EN METAL ET VERRE PLAT  
METALLGESTELL UND GLAS



White



**LED** **E** **SUSPENSION**

---

**LED WARM WHITE**  
18W - 1760 lm

**3357-42-102**  
Bianco - White  
Blanc - Weiss

H 2000 max  
Ø 530



LED dimmerabile a taglio di fase  
Phase cut dimmable LED  
LED dimmable à découpage de phase  
LED dimmbar (über Phasen- und abschnitt-dimmer)



SMART LUCE  
Integrato - Integrated - Intégré - Integriert  
[Pagina - Page - Seite 5]

**LED** **E** **CEILING**

---

**LED WARM WHITE**  
18W - 1760 lm

**3357-65-102**  
Bianco - White  
Blanc - Weiss

H 250  
Ø 530



LED dimmerabile a taglio di fase  
Phase cut dimmable LED  
LED dimmable à découpage de phase  
LED dimmbar (über Phasen- und abschnitt-dimmer)



SMART LUCE  
Integrato - Integrated - Intégré - Integriert  
[Pagina - Page - Seite 5]



# 3517 CAMILLA

DESIGN STUDIO LEGGERO

SOSPENSIONE BIANCA CON DIFFUSORE IN VETRO - SOSPENSIONE NERA CON DIFFUSORE IN METALLO  
WHITE SUSPENSION WITH GLASS SHADE - BLACK SUSPENSION WITH METAL SHADE  
SUSPENSION BLANCHE AVEC DIFFUSEUR EN VERRE - SUSPENSION NOIRE AVEC DIFFUSEUR EN MÉTAL  
WEISSE PENDELLEUCHTE MIT GLASSCHIRM - SCHWARZE PENDELLEUCHTE MIT METALLSCHIRM



Black

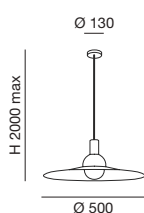


White



E27

SUSPENSION    IP20



E27  
1X40W

**3517-40-101**

Nero - Black  
Noir - Schwarz

**3517-40-102**

Bianco - White  
Blanc - Weiss



Compatibile - Compatible - Kompatibel  
[Pagina - Page - Seite 5]






# 3161 LODGE

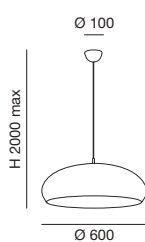
DESIGN S.T. FABAS LUCE

STRUTTURA IN ALLUMINIO  
ALUMINUM FRAME  
MONTURE EN ALUMINIUM  
ALUMINIUM



E27

SUSPENSION   



E27  
60W

**3161-45-102**

Bianco - White  
Blanc - Weiss

**3161-45-251**

Marrone scuro - Dark brown  
Brun foncé - Dunkelbraun

**3161-45-350**

Grigio scuro - Dark gray  
Gris foncé - Dunkelgrau



Compatibile - Compatible - Kompatibel  
[Pagina - Page - Seite 5]



# 3215 DINGLE

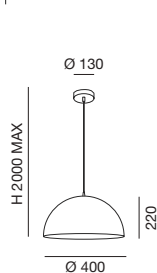
DESIGN S.T. FABAS LUCE

STRUTTURA IN METALLO  
METAL FRAME  
MONTURE EN MÉTAL  
METALLGESTELL

 Black/Gold



**E27** SUSPENSION    



E27  
1X60W

**3215-40-101**  
Nero / Oro - Black / Gold  
Noir / Or - Schwarz / Gold



Compatibile - Compatible - Kompatibel  
[Pagina - Page - Seite 5]





3698

# ARONA

DESIGN S.T. FABAS LUCE


STRUTTURA IN METALLO E TESSUTO  
METAL FRAME AND FABRIC  
MONTURE EN MÉTAL ET ABAT JOUR TISSU  
METALL UND STOFF

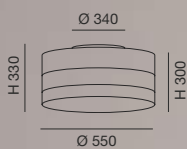
 Dark grey  
& Dove grey



E27

CEILING

CE   IP20



E27  
2X60W

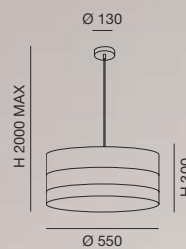
**3698-65-360**

Grigio scuro e tortora  
Dark grey and dove grey  
Gris foncé et gris souris  
Dunkeltrau und Taubengrau

E27

SUSPENSION

CE   IP20



E27  
3X40W

**3698-45-360**

Grigio scuro e tortora  
Dark grey and dove grey  
Gris foncé et gris souris  
Dunkeltrau und Taubengrau



Compatibile - Compatible - Kompatibel  
[Pagina - Page - Seite 5]



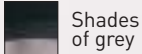


3639

# BRAVA

DESIGN\_blank design studio

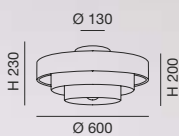
STRUTTURA IN METALLO E TESSUTO  
METAL FRAME AND FABRIC  
MONTURE EN MÉTAL ET ABAT JOUR TISSU  
METALL UND STOFF



E27

CEILING

CE



E27  
1x60W

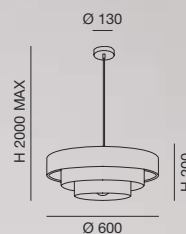
**3639-65-354**

Sfumature di grigio  
Shades of grey  
Nuances de gris  
Grautöne

E27

SUSPENSION

CE



E27  
1x60W

**3639-40-354**

Sfumature di grigio  
Shades of grey  
Nuances de gris  
Grautöne



Compatibile - Compatible - Kompatibel  
[Pagina - Page - Seite 5]



Compatibile - Compatible - Kompatibel  
[Pagina - Page - Seite 5]







3641

# CAMARGUE

DESIGN\_blank design studio

STRUTTURA IN METALLO E TESSUTO  
METAL FRAME AND FABRIC  
MONTURE EN MÉTAL ET ABAT JOUR TISSU  
METALL UND STOFF

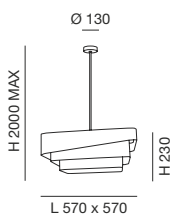


Shades  
of beige



E27

SUSPENSION   



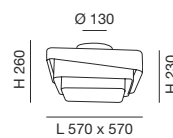
E27  
1x60W

**3641-40-353**

Sfumature di beige - Shades of beige  
Nuances de beige - Beigetöne

E27

CEILING   



E27  
1x60W

**3641-65-353**

Sfumature di beige - Shades of beige  
Nuances de beige - Beigetöne



Compatibile - Compatible - Kompatibel  
[Pagina - Page - Seite 5]



Compatibile - Compatible - Kompatibel  
[Pagina - Page - Seite 5]





3561

# ALLEGRA

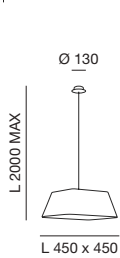
DESIGN VARIAFORMA

STRUTTURA IN METALLO E TESSUTO  
METAL FRAME AND FABRIC  
MONTURE EN MÉTAL ET ABAT JOUR TISSU  
METALLGESTELL UND STOFF

 Black

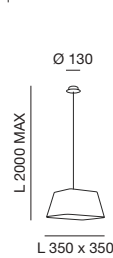


**E27** SUSPENSION   





E27  
1X60W  
**3561-45-101**  
Nero - Black  
Noir - Schwarz

**E27** SUSPENSION   



E27  
1X60W  
**3561-40-101**  
Nero - Black  
Noir - Schwarz

 Compatibile - Compatible - Kompatibel  
[Pagina - Page - Seite 5]

 Compatibile - Compatible - Kompatibel  
[Pagina - Page - Seite 5]

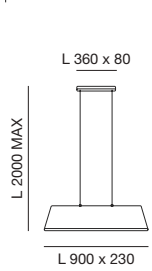


3561 ALLEGRA





**E27**      SUSPENSION      CE   IP20



E27  
2X60W  
**3561-46-101**  
Nero - Black  
Noir - Schwarz



Compatibile - Compatible - Kompatibel  
[Pagina - Page - Seite 5]

# 3616 BLOOM

DESIGN S.T. FABAS LUCE

STRUTTURA IN METALLO E CEMENTO  
METAL FRAME AND CEMENT  
MONTURE EN MÉTAL ET BÉTON  
METALL UND BETON



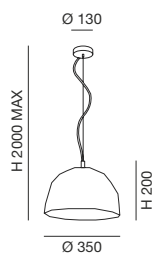
Grey



E27

SUSPENSION

CE   IP20



E27  
1x40W

**3616-40-131**

Grigio - Grey  
Gris - Grau



Compatibile - Compatible - Kompatibel  
[Pagina - Page - Seite 5]





3536

# ROCK

DESIGN S.T. FABAS LUCE

STRUTTURA IN METALLO E CEMENTO  
METAL FRAME AND CONCRETE  
MONTURE EN MÉTAL ET BÉTON  
METALLGESTELL UND BETON



Concrete

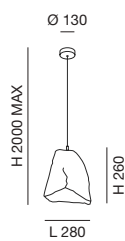


E27      SUSPENSION      CE  IP20

E27  
1X40W

**3536-40-131**

Cemento - Cement  
Béton - Beton



Compatibile - Compatible - Kompatibel  
[Pagina - Page - Seite 5]





3535

# CRUMPLE

DESIGN S.T. FABAS LUCE

STRUTTURA IN METALLO E CERAMICA  
METAL AND CERAMIC FRAME  
STRUCTURE MÉTAL ET CÉRAMIQUE  
METALL- UND KERAMIKSTRUKTUR



White



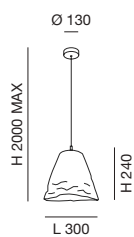
Khaki



E27

SUSPENSION

CE



E27  
1X40W

**3535-40-102**

Bianco - White  
Blanc - Weiss


**3535-40-348**

Kaki - Khaki  
Kaki - Khaki



Compatibile - Compatible - Kompatibel  
[Pagina - Page - Seite 5]





3533

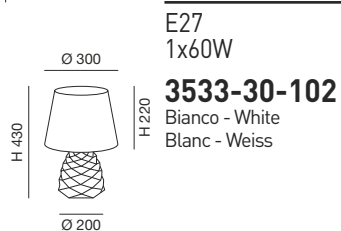
# DUCHESSA

DESIGN S.T. FABAS LUCE

STRUTTURA IN METALLO, CERAMICA E TESSUTO  
METAL, CERAMIC AND FABRIC STRUCTURE  
STRUCTURE EN MÉTAL, CÉRAMIQUE ET TISSU  
METALL-, KERAMIK- UND GEWEBESTRUKTUR



E27 TABLE    IP20

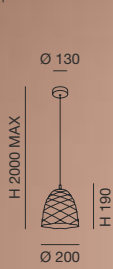


 Con interruttore - With switch  
Avec interrupteur - Mit Schalter





**E27**      SUSPENSION      CE   IP20





E27  
1X40W  
**3533-40-102**  
Bianco - White  
Blanc - Weiss

**E27**      SUSPENSION      CE   IP20



E27  
1X40W  
**3533-45-102**  
Bianco - White  
Blanc - Weiss

 Compatibile - Compatible - Kompatibel  
[Pagina - Page - Seite 5]

 Compatibile - Compatible - Kompatibel  
[Pagina - Page - Seite 5]







3613

# VIGOR

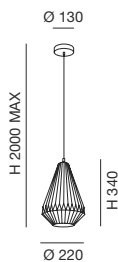
DESIGN S.T. FABAS LUCE

STRUTTURA IN METALLO E CERAMICA  
METAL AND CERAMIC FRAME  
STRUCTURE MÉTAL ET CÉRAMIQUE  
METALL- UND KERAMIKSTRUKTUR



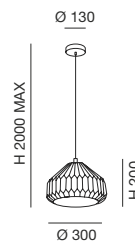
**E27** SUSPENSION   


E27  
1x40W  
**3613-40-102**  
Bianco - White  
Blanc - Weiss




**E27** SUSPENSION   

E27  
1x40W  
**3613-45-102**  
Bianco - White  
Blanc - Weiss



 Compatibile - Compatible - Kompatibel  
[Pagina - Page - Seite 5]

 Compatibile - Compatible - Kompatibel  
[Pagina - Page - Seite 5]






3531

# CORVARA

DESIGN S.T. FABAS LUCE

STRUTTURA IN METALLO E CERAMICA  
METAL AND CERAMIC FRAME  
STRUCTURE MÉTAL ET CÉRAMIQUE  
METALL- UND KERAMIKSTRUKTUR

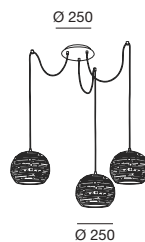


**E27** SUSPENSION   



E27  
1X40W  
**3531-40-102**  
Bianco - White  
Blanc - Weiss  
**3531-40-348**  
Kaki - Khaki  
Kaki - Khaki

**E27** SUSPENSION   



E27  
3X40W  
**3531-47-102**  
Bianco - White  
Blanc - Weiss

 Compatible - Compatible - Kompatibel  
[Pagina - Page - Seite 5]




 Compatible - Compatible - Kompatibel  
[Pagina - Page - Seite 5]

Lunghezza di ogni cavo 3000 mm  
Length of each cable 3000 mm  
Longueur de chaque cable 3000 mm  
Kabellänge je 3000 mm










**E27** TABLE    IP20

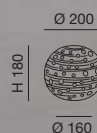


E27  
1X25W+1X60W  
**3531-31-102**  
Bianco - White  
Blanc - Weiss



Con doppia accensione  
With double lighting  
Avec double allumage  
Getrennt schaltbar

**E14** TABLE    IP20



E14  
1X40W  
**3531-30-102**  
Bianco - White  
Blanc - Weiss  
**3531-30-348**  
Kaki - Khaki  
Kaki - Khaki



Con interruttore - With switch  
Avec interrupteur - Mit Schalter



3528

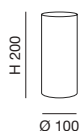
# MICOL

DESIGN S.T. FABAS LUCE

STRUTTURA IN METALLO E CERAMICA  
METAL AND CERAMIC FRAME  
STRUCTURE MÉTAL ET CÉRAMIQUE  
METALL- UND KERAMIKSTRUKTUR

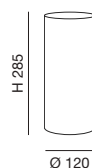


**E27** TABLE    IP20





E27  
1X40W  
**3528-30-102**  
Bianco - White  
Blanc - Weiss

**E27** TABLE    IP20



E27  
1X40W  
**3528-35-102**  
Bianco - White  
Blanc - Weiss

 Con interruttore - With switch  
Avec interrupteur - Mit Schalter

 Con interruttore - With switch  
Avec interrupteur - Mit Schalter







3527

# MARBELLA

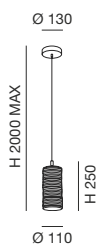
DESIGN S.T. FABAS LUCE

STRUTTURA IN METALLO E CERAMICA  
METAL AND CERAMIC FRAME  
STRUCTURE MÉTAL ET CÉRAMIQUE  
METALL- UND KERAMIKSTRUKTUR



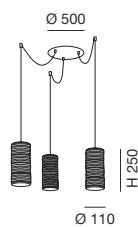
**E27** SUSPENSION   

E27  
1x40W  
**3527-40-102**  
Bianco - White  
Blanc - Weiss




**E27** SUSPENSION   

E27  
3x40W  
**3527-47-102**  
Bianco - White  
Blanc - Weiss



 Compatibile - Compatible - Kompatibel  
[Pagina - Page - Seite 5]




 Compatibile - Compatible - Kompatibel  
[Pagina - Page - Seite 5]

Lunghezza di ogni cavo 3000 mm  
Length of each cable 3000 mm  
Longueur de chaque cable 3000 mm  
Kabellänge je 3000 mm




3527 MARBELLA




**E27** TABLE    IP20




E27  
1X40W  
**3527-30-102**  
Bianco - White  
Blanc - Weiss

 Con interruttore - With switch  
Avec interrupteur - Mit Schalter

**E27** TABLE    IP20



E27  
1X40W  
**3527-35-102**  
Bianco - White  
Blanc - Weiss

 Con interruttore - With switch  
Avec interrupteur - Mit Schalter





3609

# GAVIA

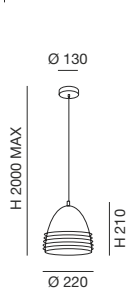
DESIGN S.T. FABAS LUCE

STRUTTURA IN METALLO E CERAMICA  
METAL AND CERAMIC FRAME  
STRUCTURE MÉTAL ET CÉRAMIQUE  
METALL- UND KERAMIKSTRUKTUR

 Bronze

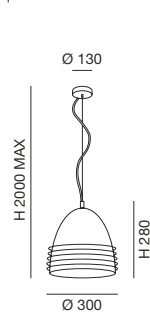


**E27** SUSPENSION   




E27  
1x40W  
**3609-40-179**  
Bronzo - Bronze  
Bronze - Bronze

**E27** SUSPENSION   



E27  
1x40W  
**3609-45-179**  
Bronzo - Bronze  
Bronze - Bronze

 Compatibile - Compatible - Kompatibel  
[Pagina - Page - Seite 5]

 Compatibile - Compatible - Kompatibel  
[Pagina - Page - Seite 5]





3610

# GLOSSY

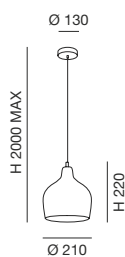
DESIGN S.T. FABAS LUCE

STRUTTURA IN METALLO E CERAMICA  
METAL AND CERAMIC FRAME  
STRUCTURE MÉTAL ET CÉRAMIQUE  
METALL- UND KERAMIKSTRUKTUR

 Bronze

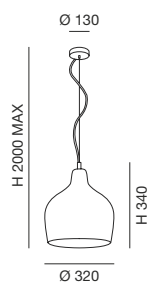


**E27** SUSPENSION   





E27  
1x40W  
**3610-40-179**  
Bronzo - Bronze  
Bronze - Bronze

**E27** SUSPENSION   



E27  
1x40W  
**3610-45-179**  
Bronzo - Bronze  
Bronze - Bronze

 Compatibile - Compatible - Kompatibel  
[Pagina - Page - Seite 5]

 Compatibile - Compatible - Kompatibel  
[Pagina - Page - Seite 5]



3610 GLOSSY





3532

# CASALE

DESIGN S.T. FABAS LUCE

STRUTTURA IN METALLO E CERAMICA  
METAL AND CERAMIC FRAME  
STRUCTURE MÉTAL ET CÉRAMIQUE  
METALL- UND KERAMIKSTRUKTUR



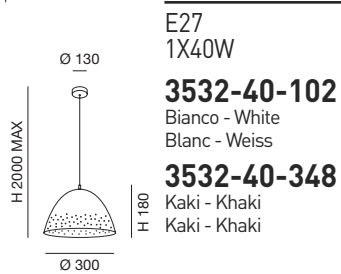
White



Khaki



**E27**      SUSPENSION      CE



E27  
1X40W

**3532-40-102**

Bianco - White  
Blanc - Weiss

**3532-40-348**

Kaki - Khaki  
Kaki - Khaki



Compatibile - Compatible - Kompatibel  
[Pagina - Page - Seite 5]








3534

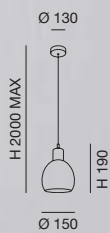
# MARINA

DESIGN S.T. FABAS LUCE

STRUTTURA IN METALLO E CERAMICA  
METAL AND CERAMIC FRAME  
STRUCTURE MÉTAL ET CÉRAMIQUE  
METALL- UND KERAMIKSTRUKTUR






**E27** SUSPENSION    IP20

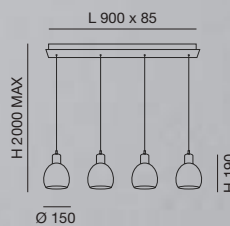


E27  
1X40W

**3534-40-102**

Bianco - White  
Blanc - Weiss


**E27** SUSPENSION    IP20




E27  
4X40W


**3534-49-102**

Bianco - White  
Blanc - Weiss

 Compatibile - Compatible - Kompatibel  
[Pagina - Page - Seite 5]

 Compatibile - Compatible - Kompatibel  
[Pagina - Page - Seite 5]





02



**TAVOLO**  

---

**TERRA**  


---

TABLE  
FLOOR

# 3675 PANAREA

DESIGN S.T. FABAS LUCE

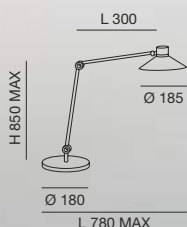
STRUTTURA IN METALLO  
METAL FRAME  
MONTURE EN MÉTAL  
METALLGESTELL



Black



White



TABLE

CE

LED WARM WHITE - COLD  
WHITE  
10W - 1020 lm

**3675-30-101**

Nero - Black  
Noir - Schwarz

**3675-30-102**

Bianco - White  
Blanc - Weiss



Regolazione luce al tocco  
Touch dimmer  
Variateur sensitif  
Touchdimmer



Warm white ↔ Cold white



Orientabile - Adjustable  
Réglable - Schwenkbar



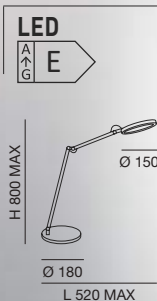

touch dimmer



# 3551 REGINA

DESIGN S.T. FABAS LUCE

STRUTTURA IN METALLO E METACRILATO  
METAL AND METHACRYLATE FRAME  
MONTURE EN MÉTAL ET MÉTACHRYLATE  
METALL- UND METHACRYLAT



TABLE

CE IP20

LED WARM WHITE - COLD  
WHITE

9W - 1135 lm

**3551-30-101**

Nero - Black  
Noir - Schwarz

**3551-30-102**

Bianco - White  
Blanc - Weiss

**3551-30-212**

Alluminio - Aluminum  
Aluminium - Aluminium



Regolazione luce al tocco  
Touch dimmer  
Variateur sensitif  
Touchdimmer



Orientabile - Adjustable  
Réglable - Schwenkbar



Warm white ↔ Cold white



3551 REGINA



<p><b>LED</b></p> <p>A G E</p>	<p>FLOOR</p> <p>CE   IP20</p>
	<p>LED WARM WHITE - COLD WHITE 9W - 1135 lm</p> <p><b>3551-11-101</b> Nero - Black Noir - Schwarz</p> <p><b>3551-11-102</b> Bianco - White Blanc - Weiss</p> <p><b>3551-11-212</b> Alluminio - Aluminum Aluminium - Aluminium</p>
	<p>Regolazione luce al tocco Touch dimmer Variateur sensitif Touchdimmer</p>
	<p>Orientabile - Adjustable Réglable - Schwenkbar</p>
	<p>Warm white ↔ Cold white</p>



3551 REGINA






<p><b>LED</b></p> <p>A ↑ G</p> <p><b>F</b></p>	<p>FLOOR</p> <p>CE   IP20</p>
<p>L 500</p> <p>Ø 250</p> <p>H 1880</p> <p>Ø 150</p> <p>Ø 250</p>	<p><b>LED WARM WHITE</b> 36W+12W - 3050 + 1100 lm</p> <p><b>3551-10-101</b> Nero - Black Noir - Schwarz</p> <p><b>3551-10-102</b> Bianco - White Blanc - Weiss</p>
<p> +/-</p>	<p>Regolazione luce al tocco Touch dimmer Variateur sensitif Touchdimmer</p>
<p></p>	<p>Orientabile - Adjustable Réglable - Schwenkbar</p>

# 3550 IDEAL

DESIGN S.T. FABAS LUCE

STRUTTURA IN ALLUMINIO  
ALUMINUM FRAME  
MONTURE EN ALUMINIUM  
ALUMINIUM



<b>LED</b> A ↑ G ↓ E	FLOOR	CE Ⓢ IP20
	LED WARM WHITE - COLD WHITE 10W - 1000 lm	
	<b>3550-11-101</b> Nero - Black Noir - Schwarz	
	<b>3550-11-102</b> Bianco - White Blanc - Weiss	



Regolazione luce al tocco  
Touch dimmer  
Variateur sensitif  
Touchdimmer



Orientabile - Adjustable  
Réglable - Schwenkbar



Warm white ↔ Cold white

<b>LED</b> A ↑ G ↓ F	FLOOR	CE Ⓢ IP20
	LED WARM WHITE 40W+8W - 3050 + 670 lm	
	<b>3550-10-101</b> Nero - Black Noir - Schwarz	
	<b>3550-10-102</b> Bianco - White Blanc - Weiss	



Regolazione luce al tocco  
Touch dimmer  
Variateur sensitif  
Touchdimmer



Orientabile - Adjustable  
Réglable - Schwenkbar



3550 IDEAL





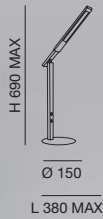


LED



TABLE

CE Ⓢ IP20

LED WARM WHITE - COLD  
WHITE

10W - 1000 lm

**3550-30-101**

Nero - Black

Noir - Schwarz

**3550-30-102**

Bianco - White

Blanc - Weiss


Regolazione luce al tocco  
Touch dimmer  
Variateur sensible  
TouchdimmerOrientabile - Adjustable  
Réglable - Schwenkbar

Warm white ↔ Cold white

# 3265 WASP

DESIGN S.T. FABAS LUCE

STRUTTURA IN METALLO  
METAL FRAME  
MONTURE EN MÉTAL  
METALLGESTELL



USB charger

<b>LED</b> 	TABLE	
	<b>LED WARM WHITE - COLD WHITE</b> 12W - 900 lm	
	<b>3265-30-101</b> Nero - Black Noir - Schwarz	
	<b>3265-30-212</b> Alluminio spazzolato Brushed aluminum Aluminium brossé Aluminium gebuerstet	
	Regolazione luce al tocco Touch dimmer Variateur sensitif Touchdimmer	
	Orientabile - Adjustable Réglable - Schwenkbar	
	Warm white ↔ Cold white	
	USB charger	



3265 WASP



3644

# SVEVA

DESIGN S.T. FABAS LUCE

STRUTTURA IN METALLO E LEGNO  
METAL FRAME AND WOOD  
MONTURE EN MÉTAL ET EN BOIS  
METALL UND HOLZ



Black/  
Walnut



White/  
Ashwood



E27

TABLE

CE IP20

L 410 MAX



H 730 MAX

Ø 200

E27  
1x40W

**3644-30-101**

Nero / Noce - Black / Walnut  
Noir / Noyer - Schwarz / Walnusfarben

**3644-30-102**

Bianco / Frassino - White / Ash wood  
Blanc / Bois de frêne - Weiss / Eschenholz



Con interruttore - With switch  
Avec interrupteur - Mit Schalter



Orientabile - Adjustable  
Réglable - Schwenkbar


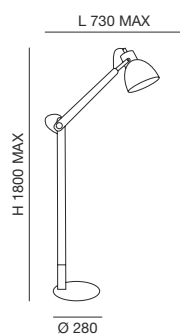






E27

FLOOR

CE   IP20E27  
1x60W**3644-11-101**Nero / Noce - Black / Walnut  
Noir / Noyer - Schwarz / Walnussfarben**3644-11-102**Bianco / Frassino - White / Ash wood  
Blanc / Bois de frêne - Weiss / EschenholzCon interruttore - With switch  
Avec interrupteur - Mit SchalterOrientabile - Adjustable  
Réglable - Schwenkbar





3385

# VIKTOR

DESIGN VARIAFORMA

STRUTTURA IN METALLO E LEGNO  
METAL FRAME AND WOOD  
MONTURE EN MÉTAL ET EN BOI  
METALLGESTELL UND HOLZ




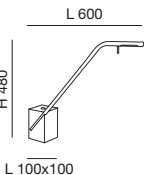


Black



Satined  
nickel



	TABLE	CE   IP20
	LED WARM WHITE 7W - 630 lm	
	<b>3385-30-101</b> Nero - Black Noir - Schwarz	
	<b>3385-30-178</b> Nichel satinato - Satined nickel Nickel satiné - Nickel satiniert	



Regolazione luce con pulsante  
Push dimmer  
Bouton poussoir dimmable  
Tastdimmer



Orientabile - Adjustable  
Réglable - Schwenkbar



push dimmer




3611

# TARO

DESIGN S.T. FABAS LUCE

STRUTTURA IN METALLO, CERAMICA E TESSUTO  
METAL, CERAMIC AND FABRIC STRUCTURE  
STRUCTURE EN MÉTAL, CÉRAMIQUE ET TISSU  
METALL-, KERAMIK- UND GEWEBESTRUKTUR



White



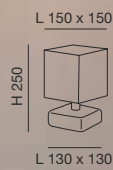
Bronze



E14

TABLE

CE



E14  
1x25W

**3611-30-102**

Bianco - White  
Blanc - Weiss


**3611-30-179**

Bronzo - Bronze  
Bronze - Bronze



Con interruttore - With switch  
Avec interrupteur - Mit Schalter





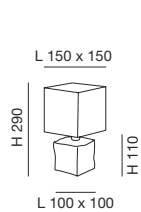
# 3612 ADDA

DESIGN S.T. FABAS LUCE


STRUTTURA IN METALLO, CERAMICA E TESSUTO  
METAL, CERAMIC AND FABRIC STRUCTURE  
STRUCTURE EN MÉTAL, CÉRAMIQUE ET TISSU  
METALL-, KERAMIK- UND GEWEBESTRUKTUR



**E14** TABLE    IP20



E14  
1x25W  
**3612-30-102**  
Bianco - White  
Blanc - Weiss

 Con interruttore - With switch  
Avec interrupteur - Mit Schalter



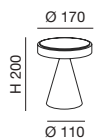
# 3386 NEUTRA

DESIGN VARIAFORMA

STRUTTURA IN METALLO E METACRILATO  
METAL AND METHACRYLATE FRAME  
MONTURE EN MÉTAL ET MÉTACHRYLATE  
METALL - UND METHACRYLATGESTELL



**LED** TABLE CE



LED WARM WHITE  
8W - 750 lm

**3386-34-101**

Nero - Black  
Noir - Schwarz

**3386-34-102**

Bianco - White  
Blanc - Weiss

**3386-34-178**

Nichel satinato - Satined nickel  
Nickel satiné - Nickel satiniert

**3386-34-225**

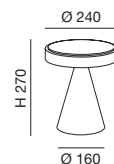
Oro opaco - Gold matt  
Or mat - Gold edelmatt

**3386-34-287**

Verde - Green  
Vert - Grün

Regolazione luce al tocco  
Touch dimmer  
Variateur sensitif  
Touchdimmer

**LED** TABLE CE



LED WARM WHITE  
12W - 1260 lm

**3386-35-101**

Nero - Black  
Noir - Schwarz

**3386-35-102**

Bianco - White  
Blanc - Weiss

**3386-35-178**

Nichel satinato - Satined nickel  
Nickel satiné - Nickel satiniert

**3386-35-225**

Oro opaco - Gold matt  
Or mat - Gold edelmatt

**3386-35-287**

Verde - Green  
Vert - Grün

Regolazione luce al tocco  
Touch dimmer  
Variateur sensitif  
Touchdimmer





# 3554 TERAMO

DESIGN S.T. FABAS LUCE

STRUTTURA IN METALLO E VETRO BOROSILICATO  
METAL FRAME AND BOROSILICATE GLASS  
MONTURE EN MÉTAL ET VERRE BOROSILICATÉ  
METALLGESTELL UND BORSILICATGLAS




Amber



Transparent  
grey



G9 TABLE    IP20



G9  
33W

**3554-31-125**

Ambra - Amber  
Ambre - Amber

**3554-31-126**

Fumé - Transparent grey  
Gris transparent - Grau transparent



Regolazione luce al tocco  
Touch dimmer  
Variateur sensitif  
Touchdimmer

Lampadina G9 LED 3W dimmerabile inclusa  
Bulb G9 LED 3W dimmable included  
Ampoule G9 LED 3W dimmable incluse  
G9 LED 3W dimmbares LM inklusive



3554 TERAMO

# 3553 GUBBIO

DESIGN S.T. FABAS LUCE

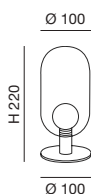
STRUTTURA IN METALLO E VETRO BOROSILICATO  
METAL FRAME AND BOROSILICATE GLASS  
MONTURE EN MÉTAL ET VERRE BOROSILICATÉ  
METALLGESTELL UND BORSILICATGLAS



G9

TABLE

CE IP20



G9  
33W

**3553-31-125**

Ambra - Amber  
Ambre - Amber

**3553-31-126**

Fumé - Transparent grey  
Gris transparent - Grau transparent



Regolazione luce al tocco  
Touch dimmer  
Variateur sensitif  
Touchdimmer

Lampadina G9 LED 3W dimmerabile inclusa  
Bulb G9 LED 3W dimmable included  
Ampoule G9 LED 3W dimmable incluse  
G9 LED 3W dimmbares LM inklusive




3579

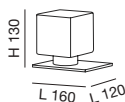
# ZARA

DESIGN S.T. FABAS LUCE

STRUTTURA IN METALLO E VETRO SOFFIATO  
METAL FRAME AND BLOWN GLASS  
MONTURE EN MÉTAL ET VERRE SOUFFLÉ  
METALLGESTELL UND GEBLASENES GLAS



G9 TABLE    IP20



G9  
33W

**3579-30-101**

Nero - Black  
Noir - Schwarz

**3579-30-102**

Bianco - White  
Blanc - Weiss

**3579-30-178**

Nichel satinato - Satined nickel  
Nickel satiné - Nickel satiniert



Regolazione luce al tocco  
Touch dimmer  
Variateur sensitif  
Touchdimmer

Lampadina G9 LED 3W dimmerabile inclusa  
Bulb G9 LED 3W dimmable included  
Ampoule G9 LED 3W dimmable incluse  
G9 LED 3W dimmbares LM inklusive



3579 ZARA

# 3360 GRAVITY

DESIGN VARIAFORMA

STRUTTURA IN METALLO E VETRO SOFFIATO  
METAL FRAME AND BLOWN GLASS  
MONTURE EN MÉTAL ET VERRE SOUFFLÉ  
METALLGESTELL UND GEBLASENES GLAS



White



Satin nickel



	TABLE	CE   IP20
	LED WARM WHITE 5W - 470 lm	
	<b>3360-30-102</b> Bianco - White Blanc - Weiss	
	<b>3360-30-178</b> Nichel satinato - Satined nickel Nickel satiné - Nickel satiniert	



Regolazione luce al tocco  
Touch dimmer  
Variateur sensible  
Touchdimmer





# 3407 BRENTA

FLY DESIGN

STRUTTURA IN METALLO E VETRO SOFFIATO  
METAL FRAME AND BLOWN GLASS  
MONTURE EN MÉTAL ET VERRE SOUFFLÉ  
METALLGESTELL UND GEBLASENES GLAS



	TABLE	CE   IP20
	<b>LED WARM WHITE</b> 6W - 540 lm	
	<b>3407-30-102</b> Bianco - White Blanc - Weiss	
	<b>3407-30-178</b> Nichel satinato - Satined nickel Nickel satiné - Nickel satiniert	
	<b>3407-30-225</b> Oro opaco - Gold matt Or mat - Gold edelmatt	



Regolazione luce al tocco  
Touch dimmer  
Variateur sensible  
Touchdimmer



3257  
**SIMI**  
FLY DESIGN

STRUTTURA IN METALLO E VETRO SOFFIATO  
METAL FRAME AND BLOWN GLASS  
MONTURE EN MÉTAL ET VERRE SOUFFLÉ  
METALLGESTELL UND GEBLASENES GLAS



Chrome



Satined  
nickel



<b>LED</b> A G E	TABLE	CE   IP20
	<b>LED WARM WHITE</b> 8W - 750 lm	
	<b>3257-30-138</b> Cromo - Chrome Chromé - Verchromt	
	<b>3257-30-178</b> Nichel satinato - Satined nickel Nickel satiné - Nickel satiniert	



Regolazione luce al tocco  
Touch dimmer  
Variateur sensible  
Touchdimmer



# 3339

# JAP

FLY DESIGN

STRUTTURA IN METALLO E VETRO SOFFIATO  
 METAL FRAME AND BLOWN GLASS  
 MONTURE EN MÉTAL ET VERRE SOUFFLÉ  
 METALLGESTELL UND GEBLASENES GLAS

 Satined  
nickel



<b>LED</b> 	TABLE	CE   IP20
	<b>LED WARM WHITE</b> 5W - 500 lm <b>3339-30-178</b> Nichel satinato - Satined nickel Nickel satiné - Nickel satiniert	



Regolazione luce al tocco  
 Touch dimmer  
 Variateur sensible  
 Touchdimmer

# 3571 ROCKFORD

FLY DESIGN

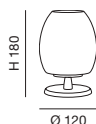
STRUTTURA IN METALLO E VETRO SOFFIATO  
METAL FRAME AND BLOWN GLASS  
MONTURE EN MÉTAL ET VERRE SOUFFLÉ  
METALLGESTELL UND GEBLASENES GLAS



White



G9 TABLE    IP20



G9  
33W  
**3571-30-102**  
Bianco - White  
Blanc - Weiss



Regolazione luce al tocco  
Touch dimmer  
Variateur sensitif  
Touchdimmer

Lampadina G9 LED 3W dimmerabile inclusa  
Bulb G9 LED 3W dimmable included  
Ampoule G9 LED 3W dimmable incluse  
G9 LED 3W dimmbares LM inklusive

# 3568 LUCY

DESIGN S.T. FABAS LUCE

STRUTTURA IN METALLO E VETRO SOFFIATO  
METAL FRAME AND BLOWN GLASS  
MONTURE EN MÉTAL ET VERRE SOUFFLÉ  
METALLGESTELL UND GEBLASENES GLAS



Black



Satin nickel



G9

TABLE

CE



G9  
33W

**3568-30-101**

Nero - Black  
Noir - Schwarz

**3568-30-178**

Nichel satinato - Satined nickel  
Nickel satiné - Nickel satiniert



Regolazione luce al tocco  
Touch dimmer  
Variateur sensitif  
Touchdimmer

Lampadina G9 LED 3W dimmerabile inclusa  
Bulb G9 LED 3W dimmable included  
Ampoule G9 LED 3W dimmable incluse  
G9 LED 3W dimmbares LM inklusive

# 2653 LUCY BIG

DESIGN S.T. FABAS LUCE

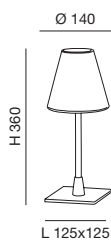
2653 LUCY BIG

STRUTTURA IN METALLO E VETRO SOFFIATO  
METAL FRAME AND BLOWN GLASS  
MONTURE EN MÉTAL ET VERRE SOUFFLÉ  
METALLGESTELL UND GEBLASENES GLAS

 Satined  
nickel



E14 TABLE    IP20



E14  
1X60W

**2653-31-178**

Nichel satinato - Satined nickel  
Nickel satiné - Nickel satiniert



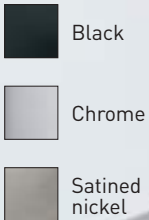
Accensione al tocco  
Touch switch  
Allumage tactile  
Tastschaltung



# 3570 MORGANA

DESIGN S.T. FABAS LUCE

STRUTTURA IN METALLO E VETRO SOFFIATO  
METAL FRAME AND BLOWN GLASS  
MONTURE EN MÉTAL ET VERRE SOUFFLÉ  
METALLGESTELL UND GEBLASENES GLAS



G9

TABLE

CE

H 130



G9  
33W

**3570-30-101**

Nero - Black  
Noir - Schwarz

**3570-30-138**

Cromo - Chrome  
Chromé - Verchromt

**3570-30-178**

Nichel satinato - Satined nickel  
Nickel satiné - Nickel satiniert



Regolazione luce al tocco  
Touch dimmer  
Variateur sensible  
Touchdimmer

Lampadina G9 LED 3W dimmerabile inclusa  
Bulb G9 LED 3W dimmable included  
Ampoule G9 LED 3W dimmable incluse  
G9 LED 3W dimmbares LM inklusive

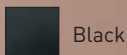


3569

# GAIA

DESIGN S.T. FABAS LUCE

STRUTTURA IN METALLO E VETRO SOFFIATO  
 METAL FRAME AND BLOWN GLASS  
 MONTURE EN MÉTAL ET VERRE SOUFFLÉ  
 METALLGESTELL UND GEBLASENES GLAS



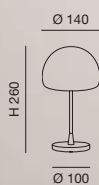
Black



Satin nickel



**G9** TABLE



G9  
33W

**3569-30-101**

Nero - Black  
Noir - Schwarz

**3569-30-178**

Nichel satinato - Satined nickel  
Nickel satiné - Nickel satiniert



Regolazione luce al tocco  
Touch dimmer  
Variateur sensitif  
Touchdimmer

Lampadina G9 LED 3W dimmerabile inclusa  
Bulb G9 LED 3W dimmable included  
Ampoule G9 LED 3W dimmable incluse  
G9 LED 3W dimmbares LM inklusive

2654  
**GAIA BIG**

DESIGN S.T. FABAS LUCE

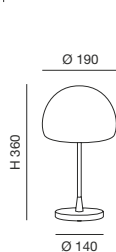
2654 GAIA BIG

STRUTTURA IN METALLO E VETRO SOFFIATO  
METAL FRAME AND BLOWN GLASS  
MONTURE EN MÉTAL ET VERRE SOUFFLÉ  
METALLGESTELL UND GEBLASENES GLAS

 Satined  
nickel



E14 TABLE    IP20



E14  
1X40W

**2654-31-178**

Nichel satinato - Satined nickel  
Nickel satiné - Nickel satiniert




Accensione al tocco  
Touch switch  
Allumage tactile  
Tastschaltung

# 3576 MILADY

DESIGN S.T. FABAS LUCE

STRUTTURA IN METALLO E VETRO SOFFIATO  
METAL FRAME AND BLOWN GLASS  
MONTURE EN MÉTAL ET VERRE SOUFFLÉ  
METALLGESTELL UND GEBLASENES GLAS



Black



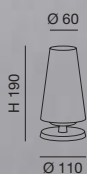
Satin nickel



G9

TABLE

CE



G9  
33W

**3576-30-101**

Nero - Black  
Noir - Schwarz

**3576-30-178**

Nichel satinato - Satined nickel  
Nickel satiné - Nickel satiniert



Regolazione luce al tocco  
Touch dimmer  
Variateur sensible  
Touchdimmer

Lampadina G9 LED 3W dimmerabile inclusa  
Bulb G9 LED 3W dimmable included  
Ampoule G9 LED 3W dimmable incluse  
G9 LED 3W dimmbares LM inklusive



3576 MILADY

2533

# ADE

DESIGN S.T. FABAS LUCE

STRUTTURA IN METALLO E VETRO SOFFIATO  
 METAL FRAME AND BLOWN GLASS  
 MONTURE EN MÉTAL ET VERRE SOUFFLÉ  
 METALLGESTELL UND GEBLASENES GLAS

White

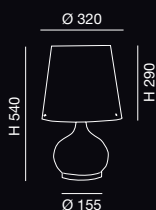


TABLE	CE IP20
E27	
E14	

E27 1X100W  
 E14 1X40W

**2533-35-102**

Bianco - White  
 Blanc - Weiss



Con doppia accensione  
 With double lighting  
 Avec double allumage  
 Getrennt schaltbar

TABLE	CE IP20
E14	
G9	

E14 1X60W  
 G9 1X25W

**2533-34-102**

Bianco - White  
 Blanc - Weiss



Con doppia accensione  
 With double lighting  
 Avec double allumage  
 Getrennt schaltbar





# 3511 THALIA

DESIGN S.T. FABAS LUCE

STRUTTURA IN PLASTICA E ALLUMINIO  
PLASTIC AND ALUMINUM FRAME  
MONTURE PLASTIQUE EN ALUMINIUM  
KUNSTSTOFF UND ALUMINIUMSTRUKTUR



gravity sensor

<b>LED</b> A G F	TABLE	CE Ⓜ IP20
	LED WARM WHITE - COLD WHITE 2.5W - 325 lm	
	<b>3511-30-137</b> Bianco - White Blanc - Weiss	



Regolazione luce al tocco  
Touch dimmer  
Variateur sensitif  
Touchdimmer



Ricaricabile - Rechargeable  
Rechargeable - Wiederaufladbare



Gravity sensor



Warm white ↔ Cold white

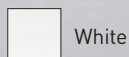


3509

# BLUMA

DESIGN S.T. FABAS LUCE

STRUTTURA IN PLASTICA  
PLASTIC FRAME  
MONTURE PLASTIQUE  
KUNSTSTOFF



White



Green



LED



H 70



Ø 170

TABLE

CE

LED WARM WHITE  
3.9W - 325 lm

**3509-30-102**

Bianco - White  
Blanc - Weiss

**3509-30-155**

Verde - Green  
Vert - Grün




Dimmerazione a sensore  
Sensor dimming  
Capteur gradateur  
Sensordimmer



Ricaricabile - Rechargeable  
Rechargeable - Wiederaufladbare



motion sensor



03



**PLAFONIERE**  
**APPLIQUE**

CEILING  
WALL

# 3664 HECTOR

DESIGN MBDO

STRUTTURA IN METALLO  
METAL FRAME  
MONTURE EN MÉTAL  
METALLGESTELL



Black



White



LED

A  
G  
E

WALL

CE Ⓢ ⊕ IP20

LED WARM WHITE  
15W - 1680 lm

**3664-21-101**

Nero - Black  
Noir - Schwarz

**3664-21-102**

Bianco - White  
Blanc - Weiss

P 210

Ø 220



L 110 x60  
L 250



LED dimmerabile a taglio di fase  
Phase cut dimmable LED  
LED dimmable à découpage de phase  
LED dimmbar (über Phasen- und ab-  
schnittdimmer)





3618

# BANNY

DESIGN S.T. FABAS LUCE

STRUTTURA IN METALLO E METACRILATO  
METAL AND METHACRYLATE FRAME  
MONTURE EN MÉTAL ET MÉTACHRYLATE  
METALL- UND METHACRYLAT



White



Anthracite



WALL

CE IP20

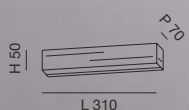
LED WARM WHITE  
18W - 1700 lm

**3618-21-102**

Bianco - White  
Blanc - Weiss

**3618-21-282**

Antracite - Anthracite  
Anthracite - Anthrazit





# 3558 REGOLO

DESIGN S.T. FABAS LUCE

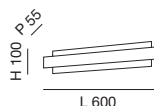
STRUTTURA IN METALLO E VETRO IN LASTRA  
METAL FRAME AND PLATE GLASS  
MONTURE EN MÉTAL ET VERRE PLAT  
METALLGESTELL UND GLAS



Black



White



WALL

CE IP20

LED WARM WHITE  
21W - 2150 lm

**3558-22-101**

Nero - Black  
Noir - Schwarz

**3558-22-102**

Bianco - White  
Blanc - Weiss



LED dimmerabile a taglio di fase  
Phase cut dimmable LED  
LED dimmable à découpage de phase  
LED dimmbar (über Phasen- und ab-  
schnittdimmer)




Compatibile - Compatible - Kompatibel  
[Pagina - Page - Seite 5]



# 3559 LOTUS

DESIGN MBDO

STRUTTURA IN ALLUMINIO  
ALUMINUM FRAME  
MONTURE EN ALUMINIUM  
ALUMINIUMGESTELL



White



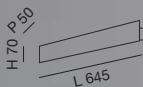
Gold matt



LED  
A  
G E

WALL

CE Ⓢ ⊕ IP20



LED WARM WHITE  
20W - 2700 lm

**3559-22-102**

Bianco - White  
Blanc - Weiss


**3559-22-225**

Oro opaco - Gold matt  
Or mat - Gold edelmatt

LED  
A  
G E

WALL

CE Ⓢ ⊕ IP20



LED WARM WHITE  
30W - 3900 lm

**3559-26-102**

Bianco - White  
Blanc - Weiss

**3559-26-225**

Oro opaco - Gold matt  
Or mat - Gold edelmatt



LED dimmerabile a taglio di fase  
Phase cut dimmable LED  
LED dimmable à découpage de phase  
LED dimmbar (über Phasen- und ab-  
schnittdimmer)



Compatibile - Compatible - Kompatibel  
[Pagina - Page - Seite 5]



LED dimmerabile a taglio di fase  
Phase cut dimmable LED  
LED dimmable à découpage de phase  
LED dimmbar (über Phasen- und ab-  
schnittdimmer)



Compatibile - Compatible - Kompatibel  
[Pagina - Page - Seite 5]



# 3540 SHIELD

DESIGN \_blank design studio


STRUTTURA IN METALLO  
METAL FRAME  
MONTURE EN MÉTAL  
METALLGESTELL



White



Black/Gold



	WALL	CE
	<b>LED WARM WHITE</b> 15W - 1680 lm	
	<b>3540-21-102</b> Bianco - White Blanc - Weiss	
	<b>3540-21-209</b> Nero / Oro - Black / Gold Noir / Or - Schwarz / Gold	



LED dimmerabile a taglio di fase  
Phase cut dimmable LED  
LED dimmable à découpage de phase  
LED dimmbar (über Phasen an- und abschnittdimmer)



Orientabile - Adjustable  
Réglable - Schwenkbar






# 3523 SUNRISE

DESIGN VARIAFORMA

STRUTTURA IN PRESSOFUSIONE DI ALLUMINIO  
ALUMINUM DIE-CASTING STRUCTURE  
STRUCTURE DE MOULAGE EN ALUMINIUM  
ALUMINIUMDRUCKGUSS



White



Gold matt



	WALL	CE
	<b>LED WARM WHITE</b> 29W - 3240 lm	
	<b>3523-21-102</b> Bianco - White Blanc - Weiss	
	<b>3523-21-225</b> Oro opaco - Gold matt Or mat - Gold edelmatt	



LED dimmerabile a taglio di fase  
Phase cut dimmable LED  
LED dimmable à découpage de phase  
LED dimmbar (über Phasen an - und ab-  
schnittdimmer)



Compatibile - Compatible - Kompatibel  
[Pagina - Page - Seite 5]



# 3506 EMMA

DESIGN S.T. FABAS LUCE

STRUTTURA IN PRESSOFUSIONE DI ALLUMINIO  
ALUMINUM DIE-CASTING STRUCTURE  
STRUCTURE DE MOULAGE EN ALUMINIUM  
ALUMINIUMDRUCKGUSS



White



	<b>WALL</b>		
	<b>LED WARM WHITE</b>		
	27W - 2250 lm		
	<b>3506-21-955</b>		
	Bianco - White		
	Blanc - Weiss		

H 50  
L 280 x 165

	<b>WALL</b>		
	<b>LED WARM WHITE</b>		
	41W - 3750 lm		
	<b>3506-22-955</b>		
	Bianco - White		
	Blanc - Weiss		

H 50  
L 280 x 165



LED dimmerabile a taglio di fase  
Phase cut dimmable LED  
LED dimmable à découpage de phase  
LED dimmbar (über Phasen- und abschnitt-dimmer)



LED dimmerabile a taglio di fase  
Phase cut dimmable LED  
LED dimmable à découpage de phase  
LED dimmbar (über Phasen- und abschnitt-dimmer)




3475

## FLAP

DESIGN \_blank design studio

STRUTTURA IN METALLO E LEGNO E VETRO IN LASTRA  
 METAL AND WOOD FRAME AND PLATE GLASS  
 MONTURE EN METAL ET BOIS ET VERRE PLAT  
 METALL UND HOLZ MIT GLAS



White



Oak



LED



P 120



L 360

WALL

CE Ⓢ Ⓡ IP20

LED WARM WHITE  
 15W - 1510 lm

**3475-21-102**

Bianco - White  
 Blanc - Weiss

**3475-21-215**

Quercia - Oak  
 Chêne - Eichenholz



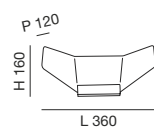
LED dimmerabile a taglio di fase  
 Phase cut dimmable LED  
 LED dimmable à découpage de phase  
 LED dimmbar (über Phasen- und ab-  
 schnittdimmer)

# 3476 SAFI



DESIGN \_blank design studio

STRUTTURA IN METALLO E LEGNO  
METAL AND WOOD FRAME  
MONTURE EN METAL ET BOIS  
METALL UND HOLZGESTELL

3476 SAFI



WALL

CE   IP20

LED WARM WHITE  
15W - 1510 lm

**3476-21-102**

Bianco - White  
Blanc - Weiss



LED dimmerabile a taglio di fase  
Phase cut dimmable LED  
LED dimmable à découpage de phase  
LED dimmbar (über Phasen- und abschnittsdimmer)

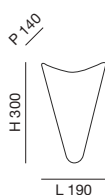
3542  
**FLY**  
DESIGN MBDO

STRUTTURA IN METALLO E VETRO PRESSATO  
METAL FRAME AND PRESSED GLASS  
MONTURE EN MÉTAL ET VERRE PRESSÉ  
METALLGESTELL UND GEPRESSTES GLAS

 White



**E27** WALL   



E27  
1X60W

**3542-21-102**

Bianco - White  
Blanc - Weiss

# 2523 DEDALO

DESIGN S.T. FABAS LUCE

STRUTTURA IN METALLO E VETRO SOFFIATO  
 METAL FRAME AND BLOWN GLASS  
 MONTURE EN METAL ET VERRE SOUFFLE  
 METALLGESTELL UND GEBLASENES GLAS





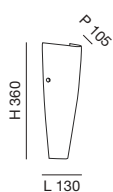
White



E27

WALL

CE   IP20



E27  
 1X75W

**2523-21-102**

Bianco - White  
 Blanc - Weiss



# 3177 SLANE

ALHAMBRETTO DESIGN



STRUTTURA IN METALLO E VETRO IN LASTRA  
METAL FRAME AND PLATE GLASS  
MONTURE EN METAL ET VERRE PLAT  
METALLGESTELL UND GLAS

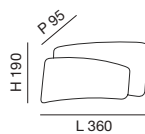
 Satined  
nickel



E27

WALL

CE   IP20



E27  
1X60W

**3177-21-178**

Nichel satinato - Satined nickel  
Nickel satiné - Nickel satiniert

3249

# MOA

ALHAMBRETTO DESIGN

3249 MOA

STRUTTURA IN METALLO E VETRO CURVATO  
METAL FRAME AND CURVED GLASS  
MONTURE EN MÉTAL ET VERRE COURBÉ  
METALLGESTELL UND GEBOGENES GLAS





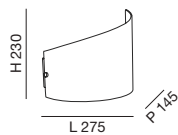
White



E27

WALL

CE   IP20



E27  
1X75W

**3249-21-102**

Bianco - White  
Blanc - Weiss

# 3425 RIACE




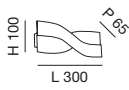
DESIGN S.T. FABAS LUCE




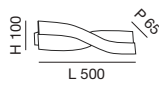
STRUTTURA IN METALLO E METACRILATO  
METAL AND METHACRYLATE FRAME  
MONTURE EN MÉTAL ET MÉTACHRYLATE  
METALL - UND METHACRYLATGESTELL

 Satined bronze

 Satined aluminum



	<p>WALL</p> <p>CE   IP20</p>
<p>LED WARM WHITE 10W - 900 lm</p>	
	<p><b>3425-21-179</b> Bronzo satinato - Satined bronze Bronze satiné - Bronze satiniert</p>
<p><b>3425-21-212</b> Alluminio satinato - Satined aluminum Aluminium satiné - Aluminium satiniert</p>	

	<p>WALL</p> <p>CE   IP20</p>
<p>LED WARM WHITE 13W - 1170 lm</p>	
	<p><b>3425-26-179</b> Bronzo satinato - Satined bronze Bronze satiné - Bronze satiniert</p>
<p><b>3425-26-212</b> Alluminio satinato - Satined aluminum Aluminium satiné - Aluminium satiniert</p>	



Compatibile - Compatible - Kompatibel  
[Pagina - Page - Seite 5]



3425 RIACE

3426

**FANES**

DESIGN S.T. FABAS LUCE

STRUTTURA IN METALLO  
 METAL FRAME  
 MONTURE EN MÉTAL  
 METALLGESTELL



White

Pearl  
grey

WALL

CE Ⓢ ⊕ IP20



LED WARM WHITE  
 8W - 750 lm

**3426-21-102**

Bianco - White  
 Blanc - Weiss

**3426-21-186**

Grigio perla - Pearl grey  
 Gris perle - Perlgrau

# 2899 VANITY

FLY DESIGN

2899 VANITY

STRUTTURA IN METALLO E VETRO SOFFIATO  
METAL FRAME AND BLOWN GLASS  
MONTURE EN METAL ET VERRE SOUFFLE  
METALLGESTELL UND GEBLASENES GLAS

Dark  
rust

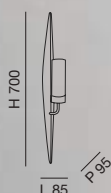


E14 WALL CE   IP20

E14  
1X60W

**2899-26-171**

Ruggine scuro - Dark rust  
Rouille foncé - Dunkel rostfarbig

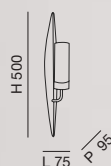


E14 WALL CE   IP20

E14  
1X60W

**2899-21-171**

Ruggine scuro - Dark rust  
Rouille foncé - Dunkel rostfarbig







3452 ARA









3432



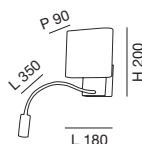
**VIETRI**

DESIGN S.T. FABAS LUCE

STRUTTURA IN METALLO E TESSUTO  
 METAL FRAME AND FABRIC  
 MONTURE EN MÉTAL ET ABAT JOUR TISSU  
 METALLGESTELL UND STOFF

 Satined  
nickel



<b>LED</b> A ↑ G F	WALL	CE   IP20
	LED WARM WHITE 8W + 3W - 720 + 270 lm	
	<b>3432-24-178</b> Nichel satinato - Satined nickel Nickel satiné - Nickel satiniert	



Con doppia accensione  
 With double lighting  
 Avec double allumage  
 Getrennt schaltbar



Orientabile - Adjustable  
 Réglable - Schwenkbar

3439

# PORTICI



DESIGN S.T. FABAS LUCE

STRUTTURA IN METALLO E METACRILATO  
 METAL AND METHACRYLATE FRAME  
 MONTURE EN MÉTAL ET MÉTACHRYLATE  
 METALL - UND METHACRYLATGESTELL

 Satined  
nickel



<p><b>LED</b></p> <p>A ↑ G</p> <p><b>F</b></p>	<p>WALL</p> <p>CE   IP20</p>
<p>P 300</p> <p>L 90x90</p> 	<p>LED WARM WHITE 3W - 270 lm</p> <p><b>3439-21-178</b>        Nichel satinato - Satined nickel        Nickel satiné - Nickel satiniert</p>

-  Con interruttore - With switch  
 Avec interrupteur - Mit Schalter
-  Orientabile - Adjustable  
 Réglable - Schwenkbar

# 3417 GOODNIGHT

DESIGN MBDO

STRUTTURA IN METALLO E VETRO SOFFIATO  
METAL FRAME AND BLOWN GLASS  
MONTURE EN MÉTAL ET VERRE SOUFFLÉ  
METALLGESTELL UND GEBLASENES GLAS



	WALL	CE
	LED WARM WHITE 8W - 720 lm	
	<b>3417-20-102</b> Bianco - White Blanc - Weiss	
	<b>3417-20-164</b> Antracite - Anthracite Anthracite - Anthrazit	
	<b>3417-20-292</b> Tortora / Beige - Dove gray / Beige Gris souris / Beige - Graubraun / Beige	
	Regolazione luce con pulsante Push dimmer Bouton poussoir dimmable Tastdimmer	
	USB charger	



push dimmer  
USB charger



# 3465 BILLIE

DESIGN VARIAFORMA

STRUTTURA IN METALLO E METACRILATO  
METAL AND METHACRYLATE FRAME  
MONTURE EN MÉTAL ET MÉTACHRYLATE  
METALL - UND METHACRYLATGESTELL



Black



White



sound & light



WALL

CE IP20



LED WARM WHITE  
8W - 720 lm

**3465-21-101**

Nero - Black  
Noir - Schwarz

**3465-21-102**

Bianco - White  
Blanc - Weiss



Bluetooth music speaker



Bluetooth





# 3467 ARETHA

DESIGN VARIAFORMA

STRUTTURA IN METALLO E METACRILATO  
METAL AND METHACRYLATE FRAME  
MONTURE EN MÉTAL ET MÉTACHRYLATE  
METALL - UND METHACRYLATGESTELL



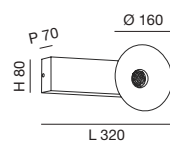
Black



White



sound & light



WALL

CE IP20

LED WARM WHITE  
10W - 960 lm

**3467-21-101**

Nero - Black  
Noir - Schwarz

**3467-21-102**

Bianco - White  
Blanc - Weiss



Bluetooth music speaker



Bluetooth







# 3645 HUGO


DESIGN S.T. FABAS LUCE


STRUTTURA IN METALLO E VETRO CURVATO  
METAL FRAME AND CURVED GLASS  
MONTURE EN MÉTAL ET VERRE INCURVÉ  
METALL UND GEBOGENES GLAS



	<p>CEILING</p> <p>CE Ⓢ Ⓡ ⊕ IP20</p>
<hr/>	
	<p>LED WARM WHITE 18W - 1980 lm</p> <p><b>3645-61-102</b> Bianco - White Blanc - Weiss</p> <p><b>3645-61-355</b> Sabbia - Sandy color Couleur sablé - Sandfarben</p>

	<p>CEILING</p> <p>CE Ⓢ Ⓡ ⊕ IP20</p>
<hr/>	
	<p>LED WARM WHITE 24W - 2950 lm</p> <p><b>3645-65-102</b> Bianco - White Blanc - Weiss</p> <p><b>3645-65-355</b> Sabbia - Sandy color Couleur sablé - Sandfarben</p>

 LED dimmerabile a taglio di fase  
Phase cut dimmable LED  
LED dimmable à découpage de phase  
LED dimmbar (über Phasen- und abschnittdimmer)

 LED dimmerabile a taglio di fase  
Phase cut dimmable LED  
LED dimmable à découpage de phase  
LED dimmbar (über Phasen- und abschnittdimmer)






2867

# OSAKA E14/E27

DESIGN S.T. FABAS LUCE

STRUTTURA IN METALLO E VETRO IN LASTRA  
 METAL FRAME AND PLATE GLASS  
 MONTURE EN METAL ET VERRE PLAT  
 METALLGESTELL UND GLAS



E14	WALL	CE	IP20	E27	CEILING	CE	IP20	E27	CEILING	CE	IP20
 H 80 L 220x220	E14 1X40W <b>2867-21-102</b> Bianco - White Blanc - Weiss <b>2867-21-138</b> Cromo - Chrome Chromé - Verchromt <b>2867-21-178</b> Nichel satinato - Satined nickel Nickel satiné - Nickel satiniert			 H 85 L 300x300	E27 2X42W <b>2867-61-102</b> Bianco - White Blanc - Weiss <b>2867-61-138</b> Cromo - Chrome Chromé - Verchromt <b>2867-61-178</b> Nichel satinato - Satined nickel Nickel satiné - Nickel satiniert			 H 120 L 400x400	E27 3X42W <b>2867-66-102</b> Bianco - White Blanc - Weiss <b>2867-66-138</b> Cromo - Chrome Chromé - Verchromt <b>2867-66-178</b> Nichel satinato - Satined nickel Nickel satiné - Nickel satiniert		



Compatibile - Compatible - Kompatibel  
 [Pagina - Page - Seite 5]



Compatibile - Compatible - Kompatibel  
 [Pagina - Page - Seite 5]

# 3565 OSAKA LED

DESIGN S.T. FABAS LUCE

STRUTTURA IN METALLO E VETRO IN LASTRA  
METAL FRAME AND PLATE GLASS  
MONTURE EN METAL ET VERRE PLAT  
METALLGESTELL UND GLAS

3565 OSAKA LED



<b>LED</b> A G F	CEILING	CE Ⓢ ⊕ IP20
	LED WARM WHITE 12W - 1100 lm	
	<b>3565-61-102</b> Bianco - White Blanc - Weiss	
	<b>3565-61-138</b> Cromo - Chrome Chromé - Verchromt	
	<b>3565-61-178</b> Nichel satinato - Satined nickel Nickel satiné - Nickel satiniert	


<b>LED</b> A G F	CEILING	CE Ⓢ ⊕ IP20
	LED WARM WHITE 24W - 2400 lm	
	<b>3565-65-102</b> Bianco - White Blanc - Weiss	
	<b>3565-65-138</b> Cromo - Chrome Chromé - Verchromt	
	<b>3565-65-178</b> Nichel satinato - Satined nickel Nickel satiné - Nickel satiniert	

2866




# PLAZA E14/E27

DESIGN S.T. FABAS LUCE

STRUTTURA IN METALLO E VETRO IN LASTRA  
 METAL FRAME AND PLATE GLASS  
 MONTURE EN METAL ET VERRE PLAT  
 METALLGESTELL UND GLAS

-  White
-  Chrome
-  Satinated nickel

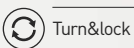


**E14** WALL    IP41

P.80



E14  
1X40W  
**2866-23-102**  
Bianco - White  
Blanc - Weiss  
**2866-23-138**  
Cromo - Chrome  
Chromé - Verchromt  
**2866-23-178**  
Nichel satinato - Satinated nickel  
Nickel satiné - Nickel satiniert

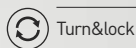


**E27** CEILING    IP41

P.90



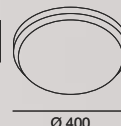
E27  
2X42W  
**2866-61-102**  
Bianco - White  
Blanc - Weiss  
**2866-61-138**  
Cromo - Chrome  
Chromé - Verchromt  
**2866-61-178**  
Nichel satinato - Satinated nickel  
Nickel satiné - Nickel satiniert



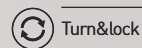
**E27** CEILING    IP41

A++ E

P.100



E27  
3X42W  
**2866-66-102**  
Bianco - White  
Blanc - Weiss  
**2866-66-138**  
Cromo - Chrome  
Chromé - Verchromt  
**2866-66-178**  
Nichel satinato - Satinated nickel  
Nickel satiné - Nickel satiniert



# 3566 PLAZA LED

DESIGN S.T. FABAS LUCE


STRUTTURA IN METALLO E VETRO IN LASTRA  
METAL FRAME AND PLATE GLASS  
MONTURE EN METAL ET VERRE PLAT  
METALLGESTELL UND GLAS

3566 PLAZA LED



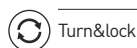
	CEILING	CE Ⓢ Ⓟ IP41
	LED WARM WHITE 12W - 1100 lm	
	<b>3566-61-102</b> Bianco - White Blanc - Weiss	
	<b>3566-61-138</b> Cromo - Chrome Chromé - Verchromt	
	<b>3566-61-178</b> Nichel satinato - Satined nickel Nickel satiné - Nickel satiniert	

P.90  
  
Ø 300



	CEILING	CE Ⓢ Ⓟ IP41
	LED WARM WHITE 24W - 2400 lm	
	<b>3566-65-102</b> Bianco - White Blanc - Weiss	
	<b>3566-65-138</b> Cromo - Chrome Chromé - Verchromt	
	<b>3566-65-178</b> Nichel satinato - Satined nickel Nickel satiné - Nickel satiniert	

P.100  
  
Ø 400





3232

**KELTY**

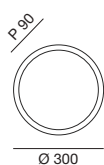
DESIGN S.T. FABAS LUCE

STRUTTURA IN METALLO E POLICARBONATO  
 METAL AND POLYCARBONATE FRAME  
 STRUCTURE EN MÉTAL ET POLYCARBONATE  
 METALL- UND POLYCARBONATSTRUKTUR

 Aluminum

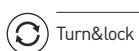


**E27** CEILING    IP20

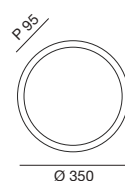


E27  
1X20W

**3232-61-212**  
Alluminio - Aluminum  
Aluminium - Aluminium

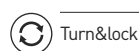


**E27** CEILING    IP20



E27  
2X20W

**3232-65-212**  
Alluminio - Aluminum  
Aluminium - Aluminium



3564  
**FOX LED**

DESIGN S.T. FABAS LUCE

3564 FOX LED

STRUTTURA IN METALLO E VETRO IN LASTRA  
METAL FRAME AND PLATE GLASS  
MONTURE EN METAL ET VERRE PLAT  
METALLGESTELL UND GLAS



<b>LED</b> A ↑ G F	CEILING	CE Ⓜ ⊕ IP20
 P 95 Ø 300	LED WARM WHITE 12W - 1100 lm	
	<b>3564-61-102</b> Bianco - White Blanc - Weiss	

<b>LED</b> A ↑ G F	CEILING	CE Ⓜ ⊕ IP20
 P 130 Ø 400	LED WARM WHITE 24W - 2400 lm	
	<b>3564-65-102</b> Bianco - White Blanc - Weiss	

2385  
**FOX E27**

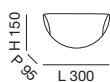
DESIGN S.T. FABAS LUCE

STRUTTURA IN METALLO E VETRO IN LASTRA  
METAL FRAME AND PLATE GLASS  
MONTURE EN METAL ET VERRE PLAT  
METALLGESTELL UND GLAS

 White

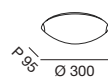


**E27** WALL    IP20



E27  
1X60W  
**2385-21-102**  
Bianco - White  
Blanc - Weiss

**E27** CEILING    IP20






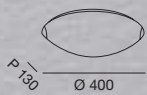
E27  
1X60W  
**2385-61-102**  
Bianco - White  
Blanc - Weiss






Compatibile - Compatible - Kompatibel  
[Pagina - Page - Seite 5]

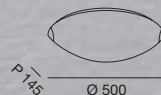


**E27** CEILING    IP20



E27  
2X60W  
**2385-65-102**  
Bianco - White  
Blanc - Weiss

**E27** CEILING    IP20



E27  
3X40W  
**2385-64-102**  
Bianco - White  
Blanc - Weiss




2433  
**PANDORA E27**

DESIGN S.T. FABAS LUCE




STRUTTURA IN METALLO E VETRO SOFFIATO  
METAL FRAME AND BLOWN GLASS  
MONTURE EN METAL ET VERRE SOUFFLE  
METALLGESTELL UND GEBLASENES GLAS


 White







**E27** CEILING   

  
H 150  
Ø 460  
E27  
2X75W  
**2433-64-102**  
Bianco - White  
Blanc - Weiss

**E27** CEILING   

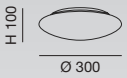
  
H 130  
Ø 360  
E27  
2X40W  
**2433-65-102**  
Bianco - White  
Blanc - Weiss

 Turn&lock  
 Compatibile - Compatible - Kompatibel  
[Pagina - Page - Seite 5]

 Turn&lock  
 Compatibile - Compatible - Kompatibel  
[Pagina - Page - Seite 5]



**E27** CEILING    IP20






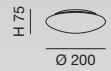
E27  
1X60W  
**2433-61-102**  
Bianco - White  
Blanc - Weiss

**E27** CEILING    IP20



E27  
1X60W  
**2433-69-102**  
Bianco - White  
Blanc - Weiss

**E27** WALL    IP20



E27  
1X40W  
**2433-23-102**  
Bianco - White  
Blanc - Weiss



Turn&lock



Compatibile - Compatible - Kompatibel  
[Pagina - Page - Seite 5]



Turn&lock



Turn&lock

3222

# PANDORA E27 SENSOR

DESIGN S.T. FABAS LUCE

STRUTTURA IN METALLO E VETRO SOFFIATO  
METAL FRAME AND BLOWN GLASS  
MONTURE EN METAL ET VERRE SOUFFLE  
METALLGESTELL UND GEBLASENES GLAS



White



**E27** CEILING

---

E27  
1X60W  
**3222-61-102**  
Bianco - White  
Blanc - Weiss

**E27** CEILING

---

E27  
2X40W  
**3222-65-102**  
Bianco - White  
Blanc - Weiss

- Turn&lock
- Sensore di movimento  
Motion sensor  
Capteur de mouvement  
Bewegungssensor


- Turn&lock
- Sensore di movimento  
Motion sensor  
Capteur de mouvement  
Bewegungssensor

# 3563 PANDORA LED

DESIGN S.T. FABAS LUCE

STRUTTURA IN METALLO E VETRO SOFFIATO  
METAL FRAME AND BLOWN GLASS  
MONTURE EN METAL ET VERRE SOUFFLE  
METALLGESTELL UND GEBLASENES GLAS

3563 PANDORA LED



White



<b>LED</b> A G E	CEILING	CE Ⓢ ± IP20
 H 100 Ø 300	<b>LED WARM WHITE</b> 18W - 1980 lm <b>3563-61-102</b> Bianco - White Blanc - Weiss	



LED dimmerabile a taglio di fase  
Phase cut dimmable LED  
LED dimmable à découpage de phase  
LED dimmbar (über Phasen- und abschnitt-dimmer)



Turn&lock

<b>LED</b> A G E	CEILING	CE Ⓢ ± IP20
 H 130 Ø 360	<b>LED WARM WHITE</b> 24W - 2950 lm <b>3563-65-102</b> Bianco - White Blanc - Weiss	



LED dimmerabile a taglio di fase  
Phase cut dimmable LED  
LED dimmable à découpage de phase  
LED dimmbar (über Phasen- und abschnitt-dimmer)



Turn&lock



3209

# GRAFF E27

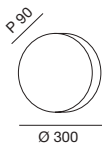
DESIGN S.T. FABAS LUCE

STRUTTURA IN METALLO E VETRO SOFFIATO  
 METAL FRAME AND BLOWN GLASS  
 MONTURE EN MÉTAL ET VERRE SOUFFLÉ  
 METALLGESTELL UND GEBLASENES GLAS

 White

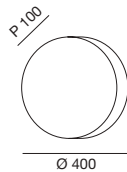


**E27** CEILING    IP20







E27  
 1X60W  
**3209-61-102**  
 Bianco - White  
 Blanc - Weiss

**E27** CEILING    IP20



E27  
 2X60W  
**3209-65-102**  
 Bianco - White  
 Blanc - Weiss

 Turn&lock  
 Compatibile - Compatible - Kompatibel  
 [Pagina - Page - Seite 5]

 Turn&lock  
 Compatibile - Compatible - Kompatibel  
 [Pagina - Page - Seite 5]

# 3567 GRAFF LED

DESIGN S.T. FABAS LUCE

STRUTTURA IN METALLO E VETRO SOFFIATO  
METAL FRAME AND BLOWN GLASS  
MONTURE EN MÉTAL ET VERRE SOUFFLÉ  
METALLGESTELL UND GEBLASENES GLAS

3567 GRAFF LED



<b>LED</b> A G E	CEILING	CE Ⓢ ± IP20
<b>LED WARM WHITE</b> 18W - 1980 lm		
<b>3567-61-102</b> Bianco - White Blanc - Weiss		
 Ø 300		

<b>LED</b> A G E	CEILING	CE Ⓢ ± IP20
<b>LED WARM WHITE</b> 24W - 2950 lm		
<b>3567-65-102</b> Bianco - White Blanc - Weiss		
 Ø 400		

LED dimmerabile a taglio di fase  
Phase cut dimmable LED  
LED dimmable à découpage de phase  
LED dimmbar (über Phasen-an- und ab-schnittdimmer)

Turn&lock

LED dimmerabile a taglio di fase  
Phase cut dimmable LED  
LED dimmable à découpage de phase  
LED dimmbar (über Phasen-an- und ab-schnittdimmer)

Turn&lock


# 2958 HILL

DESIGN S.T. FABAS LUCE

STRUTTURA IN METALLO E VETRO IN LASTRA  
METAL FRAME AND PLATE GLASS  
MONTURE EN METAL ET VERRE PLAT  
METALLGESTELL UND GLAS

 White



**E27** WALL    IP20



E27  
1X60W

**2958-21-102**

Bianco - White  
Blanc - Weiss

**E27** CEILING    IP20



E27  
1X60W

**2958-61-102**

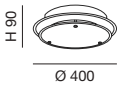
Bianco - White  
Blanc - Weiss



Compatibile - Compatible - Kompatibel  
[Pagina - Page - Seite 5]

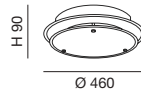


**E27** CEILING    IP20



E27  
2X60W  
**2958-65-102**  
Bianco - White  
Blanc - Weiss

**E27** CEILING    IP20



E27  
3X40W  
**2958-64-102**  
Bianco - White  
Blanc - Weiss

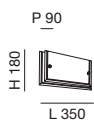
2957  
**MAGGIE**

DESIGN S.T. FABAS LUCE

STRUTTURA IN METALLO E VETRO IN LASTRA  
METAL FRAME AND PLATE GLASS  
MONTURE EN METAL ET VERRE PLAT  
METALLGESTELL UND GLAS

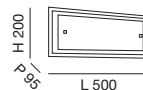


**E27** WALL    IP20



E27  
1X60W  
**2957-21-102**  
Bianco - White  
Blanc - Weiss

**E27** WALL    IP20



E27  
2X60W  
**2957-26-102**  
Bianco - White  
Blanc - Weiss



**E27** CEILING    IP20

E27  
1X60W  
**2957-61-102**  
Bianco - White  
Blanc - Weiss



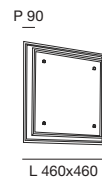
**E27** CEILING    IP20

E27  
2X60W  
**2957-65-102**  
Bianco - White  
Blanc - Weiss



**E27** CEILING    IP20

E27  
3X40W  
**2957-64-102**  
Bianco - White  
Blanc - Weiss



3113

**MILTON**

ALESSANDRO ROVERSELLI DESIGN

STRUTTURA IN METALLO E VETRO IN LASTRA  
 METAL FRAME AND PLATE GLASS  
 MONTURE EN METAL ET VERRE PLAT  
 METALLGESTELL UND GLAS



White

**E27**

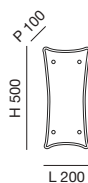
WALL

CE

E27  
1X60W**3113-22-102**Bianco - White  
Blanc - Weiss**E27**

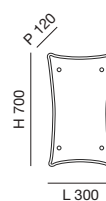
WALL

CE

E27  
2X60W**3113-26-102**Bianco - White  
Blanc - Weiss**E27**

CEILING

CE

E27  
4X40W**3113-66-102**Bianco - White  
Blanc - Weiss

# 3521

# MAGMA

DESIGN VARIAFORMA

3521 MAGMA

STRUTTURA IN METALLO E VETRO IN LASTRA  
 METAL FRAME AND PLATE GLASS  
 MONTURE EN MÉTAL ET VERRE PLAT  
 METALLGESTELL UND GLAS

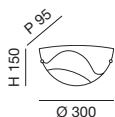


**E27** WALL

E27  
1X40W

**3521-21-102**

Bianco - White  
Blanc - Weiss



**E27** CEILING

E27  
1X40W

**3521-61-102**

Bianco - White  
Blanc - Weiss

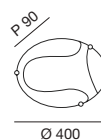


**E27** CEILING

E27  
2X40W

**3521-65-102**


Bianco - White  
Blanc - Weiss



Compatibile - Compatible - Kompatibel  
[Pagina - Page - Seite 5]

Compatibile - Compatible - Kompatibel  
[Pagina - Page - Seite 5]





04



**PLAFONIERE**  
**APPLIQUE**  
**IP44**


CEILING  
WALL  
IP44

3361

# NALA

DESIGN S.T. FABAS LUCE

STRUTTURA IN METALLO E METACRILATO  
METAL AND METHACRYLATE FRAME  
MONTURE EN MÉTAL ET MÉTACHRYLATE  
METALL - UND METHACRYLATGESTELL



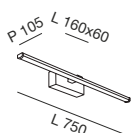
WALL

CE

LED WARM WHITE  
15W - 1850 lm

**3361-28-102**

Bianco - White  
Blanc - Weiss



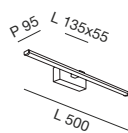
WALL

CE

LED WARM WHITE  
10W - 1200 lm

**3361-26-102**

Bianco - White  
Blanc - Weiss



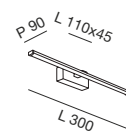
WALL

CE

LED WARM WHITE  
6W - 700 lm

**3361-21-102**

Bianco - White  
Blanc - Weiss





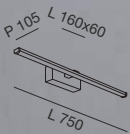
**LED**  
A  
↑  
G E

WALL    IP44

LED WARM WHITE  
15W - 1850 lm

**3361-28-101**

Nero - Black  
Noir - Schwarz



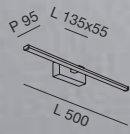
**LED**  
A  
↑  
G E

WALL    IP44




LED WARM WHITE  
10W - 1200 lm

**3361-26-101**

Nero - Black  
Noir - Schwarz



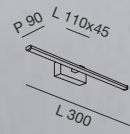
**LED**  
A  
↑  
G E

WALL    IP44

LED WARM WHITE  
6W - 700 lm

**3361-21-101**

Nero - Black  
Noir - Schwarz

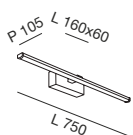




WALL CE IP44

LED WARM WHITE  
15W - 1850 lm

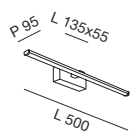
**3361-28-138**  
Cromo - Chrome  
Chromé - Verchromt



WALL CE IP44

LED WARM WHITE  
10W - 1200 lm

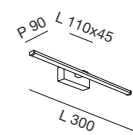
**3361-26-138**  
Cromo - Chrome  
Chromé - Verchromt



WALL CE IP44

LED WARM WHITE  
6W - 700 lm

**3361-21-138**  
Cromo - Chrome  
Chromé - Verchromt





3552

# RAPALLO

DESIGN S.T. FABAS LUCE

STRUTTURA IN METALLO E METACRILATO  
METAL AND METHACRYLATE FRAME  
MONTURE EN MÉTAL ET MÉTACHRYLATE  
METALL- UND METHACRYLATGESTELL



Satined  
brass



Chrome



LED



WALL

CE IP44

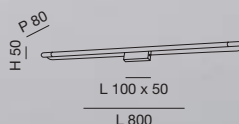
LED WARM WHITE  
20W - 2240 lm

**3552-28-119**

Ottone satinato - Satined brass  
Laiton satiné - Messing satiniert

**3552-28-138**

Cromo - Chrome  
Chromé - Verchromt



LED



WALL

CE IP44

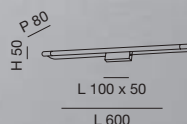
LED WARM WHITE  
14W - 1580 lm

**3552-26-119**

Ottone satinato - Satined brass  
Laiton satiné - Messing satiniert

**3552-26-138**

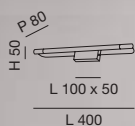
Cromo - Chrome  
Chromé - Verchromt





WALL

CE Ⓢ ⊕ IP44

LED WARM WHITE  
10W - 1150 lm**3552-21-119**Ottone satinato - Satined brass  
Laiton satiné - Messing satiniert**3552-21-138**Cromo - Chrome  
Chromé - Verchromt



3362  
**SAURA**

DESIGN S.T. FABAS LUCE

STRUTTURA IN METALLO E METACRILATO  
METAL AND METHACRYLATE FRAME  
MONTURE EN MÉTAL ET MÉTACHRYLATE  
METALL - UND METHACRYLATGESTELL

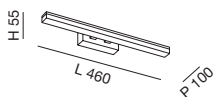
 Chrome



LED  
A  
G  
F

WALL

CE   IP44



LED WARM WHITE  
10W - 960 lm

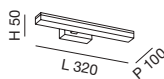
**3362-26-138**

Cromo - Chrome  
Chromé - Verchromt

LED  
A  
G  
F

WALL

CE   IP44



LED WARM WHITE  
5W - 540 lm

**3362-21-138**

Cromo - Chrome  
Chromé - Verchromt



3431

# IGLESIAS

DESIGN S.T. FABAS LUCE

STRUTTURA IN METALLO E METACRILATO  
METAL AND METHACRYLATE FRAME  
MONTURE EN MÉTAL ET MÉTACHRYLATE  
METALL - UND METHACRYLATGESTELL



Chrome



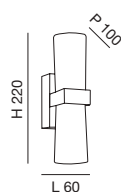
WALL

CE IP44

LED WARM WHITE  
8W - 720 lm

**3431-26-138**

Cromo - Chrome  
Chromé - Verchromt





3424

# GABY

DESIGN S.T. FABAS LUCE

STRUTTURA IN METALLO  
METAL FRAME  
MONTURE EN MÉTAL  
METALLGESTELL



White



Metallized brown

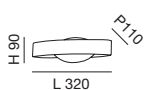


LED



WALL

CE IP44



LED WARM WHITE  
7W - 700 lm

**3424-21-102**

Bianco - White  
Blanc - Weiss

**3424-21-129**

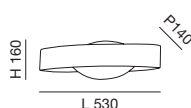
Marrone metallizzato  
Metallized brown  
Marron métallisé  
Braun metallic

LED



WALL

CE IP44



LED WARM WHITE  
11W - 1200 lm

**3424-26-102**

Bianco - White  
Blanc - Weiss

**3424-26-129**

Marrone metallizzato  
Metallized brown  
Marron métallisé  
Braun metallic




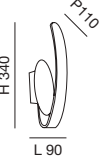


3435  
**LEVANTO**

DESIGN S.T. FABAS LUCE

STRUTTURA IN METALLO  
METAL FRAME  
MONTURE EN MÉTAL  
METALLGESTELL



	WALL	CE   IP44
	LED WARM WHITE 7W - 700 lm	
	<b>3435-21-102</b> Bianco - White Blanc - Weiss	





2650

# PANDORA

DESIGN S.T. FABAS LUCE

STRUTTURA IN METALLO E VETRO SOFFIATO  
METAL FRAME AND BLOWN GLASS  
MONTURE EN METAL ET VERRE SOUFFLE  
METALLGESTELL UND GEBLASENES GLAS



White



E27

CEILING

CE IP44

H 100



Ø 300

E27  
1X60W

**2650-61-102**

Bianco - White  
Blanc - Weiss



Turn&lock



Compatibile - Compatible - Kompatibel  
[Pagina - Page - Seite 5]

2642  
**DEDALO**

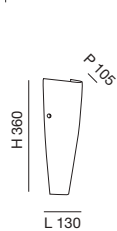
DESIGN S.T. FABAS LUCE

2642 DEDALO

STRUTTURA IN METALLO E VETRO SOFFIATO  
METAL FRAME AND BLOWN GLASS  
MONTURE EN METAL ET VERRE SOUFFLE  
METALLGESTELL UND GEBLASENES GLAS



**E27** WALL    IP44



E27  
1X60W

**2642-21-102**

Bianco - White  
Blanc - Weiss

2796

# ARMILLA

DESIGN S.T. FABAS LUCE

STRUTTURA IN POLICARBONATO  
 POLYCARBONATE FRAME  
 STRUCTURE EN POLYCARBONATE  
 POLYCARBONATSTRUKTUR



White



Silver



E27

CEILING

CE IP44



E27  
 1X60W

**2796-61-102**

Bianco - White  
 Blanc - Weiss

**2796-61-137**

Argento - Silver  
 Argent - Silber



Turn&lock



Sensore ad infrarossi  
 Infrared Sensor  
 Capteur à infrarouge  
 Infrarotsensor

# 2792 BOREA

DESIGN S.T. FABAS LUCE

2792 BOREA

STRUTTURA IN METALLO E VETRO SOFFIATO  
METAL FRAME AND BLOWN GLASS  
MONTURE EN METAL ET VERRE SOUFFLE  
METALLGESTELL UND GEBLASENES GLAS



Chrome



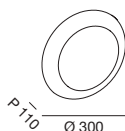
Satined  
nickel



E27

CEILING

CE IP44



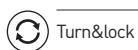
E27  
1X60W

**2792-61-138**


Cromo - Chrome  
Chromé - Verchromt

**2792-61-178**

Nichel satinato - Satined nickel  
Nickel satiné - Nickel satiniert



Turn&lock



05



**ESTERNO**

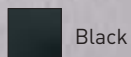
OUTDOOR

3692

# REMY

DESIGN S.T. FABAS LUCE

STRUTTURA IN ALLUMINIO E VETRO CRISTALLO  
ALUMINIUM FRAME AND CRYSTAL GLASS  
MONTURE EN ALUMINIUM ET VERRE CRISTAL  
ALUMINIUM UND KRISTALLGLAS



Black



White



WALL

CE Ⓢ ⊕ IP65



LED WARM WHITE  
12W - 1000 lm

**3692-21-101**

Nero - Black  
Noir - Schwarz

**3692-21-102**

Bianco - White  
Blanc - Weiss



3692 REMY

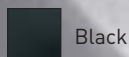


3603

# LAO

DESIGN S.T. FABAS LUCE

STRUTTURA IN ALLUMINIO E VETRO CRISTALLO  
ALUMINIUM FRAME AND CRYSTAL GLASS  
MONTURE EN ALUMINIUM ET VERRE CRISTAL  
ALUMINIUM UND KRISTALLGLAS



Black



White

	WALL	CE Ⓜ ⊕ IP65
	LED WARM WHITE 12W - 1080 lm	
	<b>3603-22-101</b> Nero - Black Noir - Schwarz	
	<b>3603-22-102</b> Bianco - White Blanc - Weiss	

	WALL	CE Ⓜ ⊕ IP65
	LED WARM WHITE 6W - 540 lm	
	<b>3603-21-101</b> Nero - Black Noir - Schwarz	
	<b>3603-21-102</b> Bianco - White Blanc - Weiss	





3680

# HAZEL

DESIGN S.T. FABAS LUCE

STRUTTURA IN METALLO E LEGNO E VETRO IN LASTRA  
METAL AND WOOD FRAME AND PLATE GLASS  
MONTURE EN METAL ET BOIS ET VERRE PLAT  
METALL UND HOLZ MIT GLAS

Teack  
Wood



**LED**  
A  
G  
F

WALL

CE Ⓢ ⊕ IP65

LED WARM WHITE  
13W - 1250 lm

**3680-22-165**  
Legno di teak - Teak wood  
Bois de teck - Teakholz

H 51  
P 78  
L 222

**LED**  
A  
G  
E

WALL

CE Ⓢ ⊕ IP65

LED WARM WHITE  
20W - 2350 lm

**3680-29-165**  
Legno di teak - Teak wood  
Bois de teck - Teakholz

H 51  
P 87  
L 380



3680 HAZEL

# 3607 DOT

DESIGN S.T. FABAS LUCE

STRUTTURA IN METALLO E POLICARBONATO  
METAL AND POLYCARBONATE FRAME  
STRUCTURE EN MÉTAL ET POLYCARBONATE  
METALL- UND POLYCARBONATSTRUKTUR



White



LED



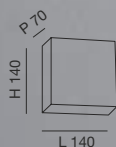
WALL

CE Ⓢ ⊕ IP65

LED WARM WHITE  
10W - 1200 lm

**3607-21-102**

Bianco - White  
Blanc - Weiss

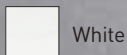




3606  
**SELE**

DESIGN S.T. FABAS LUCE

STRUTTURA IN ALLUMINIO E VETRO SOFFIATO  
ALUMINIUM FRAME AND BLOWN GLASS  
MONTURE EN ALUMINIUM ET VERRE SOUFFLÉ  
ALUMINIUM UND GEBLASENES GLAS



<b>LED</b> A G F	WALL	CE Ⓢ ± IP65
	LED WARM WHITE 10W - 980 lm	
	<b>3606-21-102</b> Bianco - White Blanc - Weiss	





6792  
**ZOR**

DESIGN S.T. FABAS LUCE

STRUTTURA IN ALLUMINIO  
ALUMINUM FRAME  
MONTURE EN ALUMINIUM  
ALUMINIUM



<b>LED</b> A G	WALL	CE Ⓢ IP54
	LED WARM WHITE 6W - 340 lm	
	<b>6792-02-844</b> Argento - Silver Argent - Silber	



6786 TRIGG

6786

# TRIGG

DESIGN S.T. FABAS LUCE

STRUTTURA IN ALLUMINIO  
ALUMINUM FRAME  
MONTURE EN ALUMINIUM  
ALUMINIUM



Silver

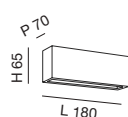


White



WALL

CE Ⓢ ⊕ IP54



LED WARM WHITE  
14W - 1300 lm

**6786-02-844**

Argento - Silver  
Argent - Silber

**6786-02-854**

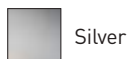
Bianco - White  
Blanc - Weiss

6788  
**CASPER**

DESIGN S.T. FABAS LUCE

STRUTTURA IN ALLUMINIO  
ALUMINUM FRAME  
MONTURE EN ALUMINIUM  
ALUMINIUM

6788 CASPER



Silver

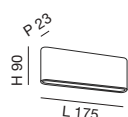


White



WALL

CE Ⓢ ⊕ IP54



LED WARM WHITE  
14W - 1300 lm

**6788-02-844**

Argento - Silver  
Argent - Silber

**6788-02-854**

Bianco - White  
Blanc - Weiss

# 3526 FOLK

DESIGN S.T. FABAS LUCE

STRUTTURA IN POLICARBONATO  
POLYCARBONATE FRAME  
TRUCTURE EN POLYCARBONATE  
POLYCARBONATSTRUKTUR



<b>LED</b> A ↑ G	<b>F</b>	CEILING	CE Ⓢ IP65
<hr/>			
LED WARM WHITE 27W - 2150 lm			
<b>3526-61-102</b>			
Bianco - White Blanc - Weiss			
H 60		L 280 x 280	

<b>LED</b> A ↑ G	<b>F</b>	CEILING	CE Ⓢ IP65
<hr/>			
LED WARM WHITE 27W - 2150 lm			
<b>3526-63-102</b>			
Bianco - White Blanc - Weiss			
H 60		L 280 x 280	



Sensore di movimento  
Motion sensor  
Capteur de mouvement  
Bewegungssensor

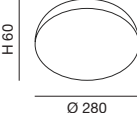
# 3525 TRIGO

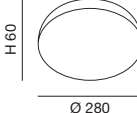
DESIGN S.T. FABAS LUCE

STRUTTURA IN POLICARBONATO  
POLYCARBONATE FRAME  
TRUCTURE EN POLYCARBONATE  
POLYCARBONATSTRUKTUR

3525 TRIGO



<b>LED</b> A G F	CEILING	CE Ⓢ IP65
	LED WARM WHITE 27W - 2150 lm	
	<b>3525-61-102</b> Bianco - White Blanc - Weiss	

<b>LED</b> A G F	CEILING	CE Ⓢ IP65
	LED WARM WHITE 27W - 2150 lm	
	<b>3525-63-102</b> Bianco - White Blanc - Weiss	




Sensore di movimento  
Motion sensor  
Capteur de mouvement  
Bewegungssensor

3524

# AXEL

DESIGN S.T. FABAS LUCE

STRUTTURA IN POLICARBONATO  
POLYCARBONATE FRAME  
TRUCTURE EN POLYCARBONATE  
POLYCARBONATSTRUKTUR



<b>LED</b> A G F	CEILING	CE Ⓢ IP65
<hr/>		
LED WARM WHITE 11W - 780 lm		
<b>3524-61-131</b> Grigio - Grey Gris - Grau		
H 50 	Ø 200	

<b>LED</b> A G F	CEILING	CE Ⓢ IP65
<hr/>		
LED WARM WHITE 18W - 1300 lm		
<b>3524-65-131</b> Grigio - Grey Gris - Grau		
H 50 	Ø 300	

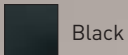




# 3314 DESDY

DESIGN S.T. FABAS LUCE

STRUTTURA IN ALLUMINIO E POLICARBONATO  
ALUMINUM FRAME AND POLYCARBONATE  
STRUCTURE EN ALUMINIUM ET POLYCARBONATE  
ALUMINIUM UND POLYCARBONAT



Black



White



CEILING

CE Ⓢ IP54

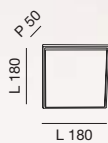
LED WARM WHITE  
10W - 1050 lm

**3314-69-101**

Nero - Black  
Noir - Schwarz

**3314-69-102**

Bianco - White  
Blanc - Weiss



CEILING

CE Ⓢ IP54

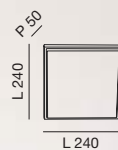
LED WARM WHITE  
23W - 2700 lm

**3314-61-101**

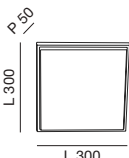
Nero - Black  
Noir - Schwarz

**3314-61-102**

Bianco - White  
Blanc - Weiss





<b>LED</b> A G F	CEILING	CE Ⓜ IP54
	LED WARM WHITE 30W - 3220 lm	
	<b>3314-65-101</b> Nero - Black Noir - Schwarz	
	<b>3314-65-102</b> Bianco - White Blanc - Weiss	

# 3315 OLLY

DESIGN S.T. FABAS LUCE

STRUTTURA IN ALLUMINIO E POLICARBONATO  
ALUMINUM FRAME AND POLYCARBONATE  
STRUCTURE EN ALUMINIUM ET POLYCARBONATE  
ALUMINIUM UND POLYCARBONAT



Black



White



CEILING

CE Ⓢ IP54

P 50



Ø 180

LED WARM WHITE  
10W - 1030 lm

**3315-69-101**

Nero - Black  
Noir - Schwarz

**3315-69-102**

Bianco - White  
Blanc - Weiss



<p><b>LED</b></p> <p>A ↑ G ↓</p> <p><b>F</b></p>	<p>CEILING</p> <p>CE Ⓢ IP54</p>
<hr/> <p>LED WARM WHITE 23W - 2670 lm</p> <p><b>3315-61-101</b> Nero - Black Noir - Schwarz</p> <p><b>3315-61-102</b> Bianco - White Blanc - Weiss</p>	
<p>P 50</p> <p>Ø 240</p>	

<p><b>LED</b></p> <p>A ↑ G ↓</p> <p><b>F</b></p>	<p>CEILING</p> <p>CE Ⓢ IP54</p>
<hr/> <p>LED WARM WHITE 30W - 3210 lm</p> <p><b>3315-65-101</b> Nero - Black Noir - Schwarz</p> <p><b>3315-65-102</b> Bianco - White Blanc - Weiss</p>	
<p>P 50</p> <p>Ø 300</p>	

# 3206 / 3224 HATTON LED

DESIGN S.T. FABAS LUCE

STRUTTURA IN POLICARBONATO  
POLYCARBONATE FRAME  
STRUCTURE EN POLYCARBONATE  
POLYCARBONATSTRUKTUR

White



**OSRAM**  
Opto Semiconductors

	CEILING	CE Ⓢ IP65
	LED WARM WHITE 3000 K 14W - 1600 lm	
	<b>3206-61-102</b> Bianco - White Blanc - Weiss	

	CEILING	CE Ⓢ IP65
	LED NATURAL WHITE 4000K 14W - 1750 lm	
	<b>3206-62-102</b> Bianco - White Blanc - Weiss	

	CEILING	CE Ⓢ IP65
	LED WARM WHITE 3000 K 14W - 1600 lm	
	<b>3224-61-102</b> Bianco - White Blanc - Weiss	

	CEILING	CE Ⓢ IP65
	LED NATURAL WHITE 4000K 14W - 1750 lm	
	<b>3224-62-102</b> Bianco - White Blanc - Weiss	



Sensore di movimento  
Motion sensor  
Capteur de mouvement  
Bewegungssensor



Sensore di movimento  
Motion sensor  
Capteur de mouvement  
Bewegungssensor



**OSRAM**  
Opto Semiconductors

	CEILING	CE Ⓢ IP65
	<b>LED WARM WHITE 3000 K</b> 27W - 2830 lm <b>3206-65-102</b> Bianco - White Blanc - Weiss	
		Ø 300

	CEILING	CE Ⓢ IP65
	<b>LED NATURAL WHITE 4000K</b> 27W - 3100 lm <b>3206-66-102</b> Bianco - White Blanc - Weiss	
		Ø 300

	CEILING	CE Ⓢ IP65
	<b>LED WARM WHITE 3000 K</b> 27W - 2830 lm <b>3224-65-102</b> Bianco - White Blanc - Weiss	
		Ø 300

	CEILING	CE Ⓢ IP65
	<b>LED NATURAL WHITE 4000K</b> 27W - 3100 lm <b>3224-66-102</b> Bianco - White Blanc - Weiss	
		Ø 300

Sensore di movimento  
 Motion sensor  
 Capteur de mouvement  
 Bewegungssensor

Sensore di movimento  
 Motion sensor  
 Capteur de mouvement  
 Bewegungssensor

3226 / 3229  
**HATTON E27**

DESIGN S.T. FABAS LUCE

STRUTTURA IN POLICARBONATO  
POLYCARBONATE FRAME  
STRUCTURE EN POLYCARBONATE  
POLYCARBONATSTRUKTUR



**E27** CEILING    IP65



E27  
1X42W

**3229-61-102**

Bianco - White  
Blanc - Weiss

**E27** CEILING    IP65



E27  
1X42W

**3226-61-102**

Bianco - White  
Blanc - Weiss



Sensore di movimento  
Motion sensor  
Capteur de mouvement  
Bewegungssensor



**E27** CEILING    IP65



E27  
2X30W  
**3229-65-102**  
Bianco - White  
Blanc - Weiss

**E27** CEILING    IP65



E27  
2X30W  
**3226-65-102**  
Bianco - White  
Blanc - Weiss



Sensore di movimento  
Motion sensor  
Capteur de mouvement  
Bewegungssensor




3205

# OBAN LED

DESIGN S.T. FABAS LUCE

STRUTTURA IN POLICARBONATO  
 POLYCARBONATE FRAME  
 TRUCTURE EN POLYCARBONATE  
 POLYCARBONATSTRUKTUR

 White


**OSRAM**  
 Opto Semiconductors

**LED** CEILING    IP65



**LED WARM WHITE 3000 K**  
 15W - 1750 lm

**3205-61-102**  
 Bianco - White  
 Blanc - Weiss

 P 95



L 240x240

**LED** CEILING    IP65



**LED NATURAL WHITE 4000K**  
 15W - 1900 lm

**3205-62-102**  
 Bianco - White  
 Blanc - Weiss

 P 95



L 240x240

**LED** CEILING    IP65






**LED WARM WHITE 3000 K**  
 27W - 2830 lm


**3205-65-102**  
 Bianco - White  
 Blanc - Weiss

 P 100




L 300x300

**LED** CEILING    IP65



**LED NATURAL WHITE 4000K**  
 27W - 3100 lm

**3205-66-102**  
 Bianco - White  
 Blanc - Weiss

 P 100



L 300x300

3225 / 3233

# OBAN E27

DESIGN S.T. FABAS LUCE

STRUTTURA IN POLICARBONATO  
 POLYCARBONATE FRAME  
 TRUCTURE EN POLYCARBONATE  
 POLYCARBONATSTRUKTUR

3225 / 3233 OBAN E27



**E27** CEILING

E27  
 1X42W  
**3233-61-102**  
 Bianco - White  
 Blanc - Weiss

L 240x240

**E27** CEILING

E27  
 2X30W  
**3233-65-102**  
 Bianco - White  
 Blanc - Weiss

L 300x300

**E27** CEILING

E27  
 1X42W  
**3225-61-102**  
 Bianco - White  
 Blanc - Weiss

L 240x240

**E27** CEILING

E27  
 2X30W  
**3225-65-102**  
 Bianco - White  
 Blanc - Weiss

L 300x300

Sensore di movimento  
 Motion sensor  
 Capteur de mouvement  
 Bewegungssensor

Sensore di movimento  
 Motion sensor  
 Capteur de mouvement  
 Bewegungssensor

3230 / 3227

# WIGTON E27




DESIGN S.T. FABAS LUCE

STRUTTURA IN POLICARBONATO  
POLYCARBONATE FRAME  
STRUCTURE EN POLYCARBONATE  
POLYCARBONATSTRUKTUR



White



**E27** CEILING    IP65





Ø 260

E27  
1X42W

**3230-61-102**

Bianco - White  
Blanc - Weiss

**E27** CEILING    IP65



Ø 260

E27  
1X42W

**3227-61-102**

Bianco - White  
Blanc - Weiss



Sensore di movimento  
Motion sensor  
Capteur de mouvement  
Bewegungssensor



3230 / 3227 WIGTON E27

6695

# PRESTON LED

DESIGN S.T. FABAS LUCE




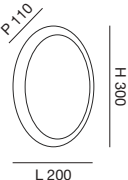
STRUTTURA IN POLICARBONATO  
 POLYCARBONATE FRAME  
 STRUCTURE EN POLYCARBONATE  
 POLYCARBONATSTRUKTUR




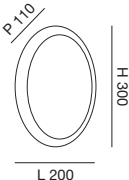


Black



**OSRAM**  
 Opto Semiconductors

	WALL	CE   IP65
<hr/> LED WARM WHITE 3000 K 14W - 1600 lm		
<b>6695-02-964</b> Nero - Black Noir - Schwarz		
		

	WALL	CE   IP65
<hr/> LED NATURAL WHITE 4000K 14W - 1750 lm		
<b>6695-04-964</b> Nero - Black Noir - Schwarz		
		

6712  
**PRESTON E27**

DESIGN S.T. FABAS LUCE

STRUTTURA IN POLICARBONATO  
POLYCARBONATE FRAME  
STRUCTURE EN POLYCARBONATE  
POLYCARBONATSTRUKTUR

6712 PRESTON E27

 Black

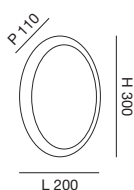



**E27** WALL   IP65

E27  
1X42W

**6712-08-964**

Nero - Black  
Noir - Schwarz





06



**FARETTI**  
**SOTTOPENSILI**


SPOTS  
UNDERSHELVES



# 3451 MODO

DESIGN S.T. FABAS LUCE

STRUTTURA IN PRESSOFUSIONE DI ALLUMINIO  
ALUMINIUM DIE-CASTING STRUCTURE  
STRUCTURE DE MOULAGE EN ALUMINIUM  
ALUMINIUMDRUCKGUSS



GU10

SPOT

CE   IP20



GU10  
35W

**3451-81-102**

Bianco - White  
Blanc - Weiss

**3451-81-212**

Alluminio spazzolato  
Brushed aluminum  
Aluminium brossé  
Aluminium gebuerstet




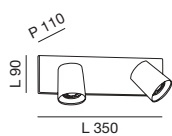
Orientabile - Adjustable  
Réglable - Schwenkbar

Attenzione: lampadina non fornita  
Warning: bulb not supplied  
Attention: ampoule pas fournie  
Achtung: Leuchtmittel nicht mitgeliefert



GU10

SPOT

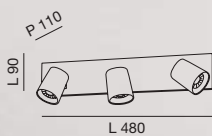
CE   IP20GU10  
2X35W**3451-82-102**Bianco - White  
Blanc - Weiss**3451-82-212**Alluminio spazzolato  
Brushed aluminum  
Aluminium brossé  
Aluminium gebuerstetOrientabile - Adjustable  
Réglable - SchwenkbarAttenzione: lampadina non fornita  
Warning: bulb not supplied  
Attention: ampoule pas fournie  
Achtung: Leuchtmittel nicht mitgeliefert



GU10

SPOT

CE   IP20



GU10  
3X35W

**3451-83-102**

Bianco - White  
Blanc - Weiss

**3451-83-212**

Alluminio spazzolato  
Brushed aluminum  
Aluminium brossé  
Aluminium gebuerstet



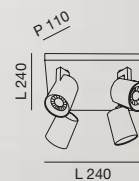
Orientabile - Adjustable  
Réglable - Schwenkbar

Attenzione: lampadina non fornita  
Warning: bulb not supplied  
Attention: ampoule pas fournie  
Achtung: Leuchtmittel nicht mitgeliefert

GU10

SPOT

CE   IP20



GU10  
4X35W

**3451-84-102**

Bianco - White  
Blanc - Weiss

**3451-84-212**

Alluminio spazzolato  
Brushed aluminum  
Aluminium brossé  
Aluminium gebuerstet



Orientabile - Adjustable  
Réglable - Schwenkbar

Attenzione: lampadina non fornita  
Warning: bulb not supplied  
Attention: ampoule pas fournie  
Achtung: Leuchtmittel nicht mitgeliefert



# 3601 LUCAS

DESIGN S.T. FABAS LUCE

STRUTTURA IN METALLO E METACRILATO  
METAL AND METHACRYLATE FRAME  
MONTURE EN MÉTAL ET MÉTACHRYLATE  
METALL- UND METHACRYLAT




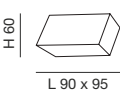


White



Anthracite



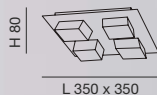
	SPOT	CE   IP20
 H 60 L 90 x 95	LED WARM WHITE 12W - 1040 lm <b>3601-81-102</b> Bianco - White Blanc - Weiss	
	<b>3601-81-282</b> Antracite - Anthracite Anthracite - Anthrazit	



LED dimmerabile a taglio di fase  
Phase cut dimmable LED  
LED dimmable à découpage de phase  
LED dimmbar (über Phasen- und abschnittsdimmer)



LED  
A  
G  
E



CEILING

CE Ⓢ Ⓟ IP20

LED WARM WHITE  
48W - 4160 lm

**3601-84-102**

Bianco - White  
Blanc - Weiss

**3601-84-282**

Antracite - Anthracite  
Anthracite - Anthrazit



LED dimmerabile a taglio di fase  
Phase cut dimmable LED  
LED dimmable à découpage de phase  
LED dimmbar (über Phasen- und ab-  
schnittdimmer)




Compatibile - Compatible - Kompatibel  
[Pagina - Page - Seite 5]

# 3555 SMOOTH

DESIGN \_blank design studio

STRUTTURA IN PRESSOFUSIONE DI ALLUMINIO  
ALUMINUM DIE-CASTING STRUCTURE  
STRUCTURE DE MOULAGE EN ALUMINIUM  
ALUMINIUMDRUCKGUSS



Black



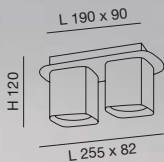
White



GU10

SPOT

CE IP20



GU10  
2X10W

**3555-82-101**

Nero - Black  
Noir - Schwarz

**3555-82-102**

Bianco - White  
Blanc - Weiss

Attenzione: lampadina non fornita  
Warning: bulb not supplied  
Attention: ampoule pas fournie  
Achtung: Leuchtmittel nicht mitgeliefert

GU10

SPOT

CE IP44



GU10  
10W


**3555-81-101**

Nero - Black  
Noir - Schwarz

**3555-81-102**

Bianco - White  
Blanc - Weiss

Attenzione: lampadina non fornita  
Warning: bulb not supplied  
Attention: ampoule pas fournie  
Achtung: Leuchtmittel nicht mitgeliefert



3555 SMOOTH



3428

# VASTO

DESIGN S.T. FABAS LUCE

STRUTTURA IN ALLUMINIO  
ALUMINUM FRAME  
MONTURE EN ALUMINIUM  
ALUMINIUMGESTELL



White

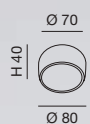


Anthracite



SPOT

CE Ⓢ ⊕ IP20



LED WARM WHITE  
7W - 630 lm

**3428-71-102**

Bianco - White  
Blanc - Weiss

**3428-71-282**

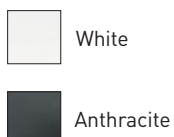
Antracite - Anthracite  
Anthracite - Anthrazit

# 3430 ANZIO

DESIGN S.T. FABAS LUCE

STRUTTURA IN ALLUMINIO  
ALUMINUM FRAME  
MONTURE EN ALUMINIUM  
ALUMINIUMGESTELL

3430 ANZIO



	LED	SPOT	CE	⊕	IP20
		LED WARM WHITE 6W - 540 lm			
		<b>3430-71-102</b> Bianco - White Blanc - Weiss			
		<b>3430-71-282</b> Antracite - Anthracite Anthracite - Anthrazit			


Orientabile - Adjustable  
Réglable - Schwenkbar

3440

# PONZA

DESIGN S.T. FABAS LUCE

STRUTTURA IN ALLUMINIO  
ALUMINUM FRAME  
MONTURE EN ALUMINIUM  
ALUMINIUMGESTELL



White



Anthracite



SPOT

CE Ⓢ ⊕ IP20



LED WARM WHITE  
7W - 630 lm

**3440-71-102**

Bianco - White  
Blanc - Weiss

**3440-71-282**

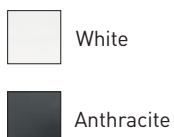
Antracite - Anthracite  
Anthracite - Anthrazit





3429  
**PALMI**

DESIGN S.T. FABAS LUCE

STRUTTURA IN ALLUMINIO  
ALUMINUM FRAME  
MONTURE EN ALUMINIUM  
ALUMINIUMGESTELL

3429 PALMI




	LED	SPOT	CE   IP20
		LED WARM WHITE 6W - 540 lm	
		<b>3429-71-102</b> Bianco - White Blanc - Weiss	
		<b>3429-71-282</b> Antracite - Anthracite Anthracite - Anthrazit	


# 2554 ALICE

DESIGN S.T. FABAS LUCE

STRUTTURA IN METALLO  
METAL FRAME  
MONTURE EN MÉTAL  
METALLGESTELL



GU10 SPOT CE IP20



GU10  
1X50W

**2554-81-102**

Bianco - White  
Blanc - Weiss

**2554-81-172**

Cromo nero - Black chrome  
Chrome noir - Schwarzchrom

**2554-81-178**

Nichel satinato - Satined nickel  
Nickel satiné - Nickel satiniert

Con interruttore - With switch  
Avec interrupteur - Mit Schalter

Orientabile - Adjustable  
Réglable - Schwenkbar

Attenzione: lampadina non fornita  
Warning: bulb not supplied  
Attention: ampoule pas fournie  
Achtung: Leuchtmittel nicht mitgeliefert

GU10 SPOT CE IP20



GU10  
1X50W

**2554-27-178**


Nichel satinato - Satined nickel  
Nickel satiné - Nickel satiniert

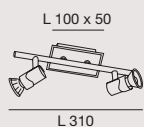
Con interruttore - With switch  
Avec interrupteur - Mit Schalter

Orientabile - Adjustable  
Réglable - Schwenkbar

Attenzione: lampadina non fornita  
Warning: bulb not supplied  
Attention: ampoule pas fournie  
Achtung: Leuchtmittel nicht mitgeliefert



**GU10** SPOT CE   IP20



GU10  
2X50W

**2554-82-102**

Bianco - White  
Blanc - Weiss

**2554-82-172**

Cromo nero - Black chrome  
Chrome noir - Schwarzchrom

**2554-82-178**

Nichel satinato - Satined nickel  
Nickel satiné - Nickel satiniert



Con doppia accensione  
With double lighting  
Avec double allumage  
Getrennt schaltbar

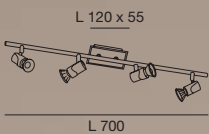


Orientabile - Adjustable  
Réglable - Schwenkbar

Attenzione: lampadina non fornita  
Warning: bulb not supplied  
Attention: ampoule pas fournie  
Achtung: Leuchtmittel nicht mitgeliefert



**GU10** SPOT    IP20



GU10  
4X50W

**2554-80-102**

Bianco - White  
Blanc - Weiss

**2554-80-172**

Cromo nero - Black chrome  
Chrome noir - Schwarzchrom


**2554-80-178**

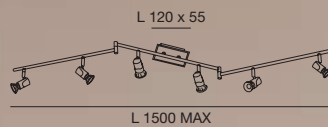
Nichel satinato - Satined nickel  
Nickel satiné - Nickel satiniert



Orientabile - Adjustable  
Réglable - Schwenkbar

Attenzione: lampadina non fornita  
Warning: bulb not supplied  
Attention: ampoule pas fournie  
Achtung: Leuchtmittel nicht mitgeliefert

**GU10** SPOT    IP20



GU10  
6X50W

**2554-86-102**

Bianco - White  
Blanc - Weiss

**2554-86-172**

Cromo nero - Black chrome  
Chrome noir - Schwarzchrom

**2554-86-178**

Nichel satinato - Satined nickel  
Nickel satiné - Nickel satiniert



Orientabile - Adjustable  
Réglable - Schwenkbar

Attenzione: lampadina non fornita  
Warning: bulb not supplied  
Attention: ampoule pas fournie  
Achtung: Leuchtmittel nicht mitgeliefert





# 3660

# CRIO ROUND

DESIGN S.T. FABAS LUCE

STRUTTURA IN ALLUMINIO  
ALUMINUM FRAME  
MONTURE EN ALUMINIUM  
ALUMINIUM



SPOT	LED	CE Ⓢ IP40	LED	CE Ⓢ IP40	LED	CE Ⓢ IP40	
	LED 3000K 11W - 1030 lm		LED 2700K 11W - 1000 lm		LED 4000K 11W - 1100 lm		
	<b>3660-92-101</b> Nero - Black Noir - Schwarz		<b>3660-93-101</b> Nero - Black Noir - Schwarz		<b>3660-94-101</b> Nero - Black Noir - Schwarz		
	<b>3660-92-102</b> Bianco - White Blanc - Weiss		<b>3660-93-102</b> Bianco - White Blanc - Weiss		<b>3660-94-102</b> Bianco - White Blanc - Weiss		
	<b>3660-92-225</b> Oro opaco - Gold matt Or mat - Gold edelmatt		<b>3660-93-225</b> Oro opaco - Gold matt Or mat - Gold edelmatt		<b>3660-94-225</b> Oro opaco - Gold matt Or mat - Gold edelmatt		
	LED dimmerabile a taglio di fase Phase cut dimmable LED LED dimmable à découpage de phase LED dimmbar (über Phasen - und abschnittdimmer)			LED dimmerabile a taglio di fase Phase cut dimmable LED LED dimmable à découpage de phase LED dimmbar (über Phasen - und abschnittdimmer)			LED dimmerabile a taglio di fase Phase cut dimmable LED LED dimmable à découpage de phase LED dimmbar (über Phasen - und abschnittdimmer)



# 3661

# CRIO SQUARE

DESIGN S.T. FABAS LUCE

STRUTTURA IN ALLUMINIO  
ALUMINUM FRAME  
MONTURE EN ALUMINIUM  
ALUMINIUM



SPOT	LED	CE Ⓢ IP40	LED	CE Ⓢ IP40	LED	CE Ⓢ IP40
	LED 3000K 11W - 1030 lm		LED 2700K 11W - 1000 lm		LED 4000K 11W - 1100 lm	
	<b>3661-92-101</b> Nero - Black Noir - Schwarz		<b>3661-93-101</b> Nero - Black Noir - Schwarz		<b>3661-94-101</b> Nero - Black Noir - Schwarz	
	<b>3661-92-102</b> Bianco - White Blanc - Weiss		<b>3661-93-102</b> Bianco - White Blanc - Weiss		<b>3661-94-102</b> Bianco - White Blanc - Weiss	
	<b>3661-92-225</b> Oro opaco - Gold matt Or mat - Gold edelmatt		<b>3661-93-225</b> Oro opaco - Gold matt Or mat - Gold edelmatt		<b>3661-94-225</b> Oro opaco - Gold matt Or mat - Gold edelmatt	
	LED dimmerabile a taglio di fase Phase cut dimmable LED LED dimmable à découpage de phase LED dimmbar (über Phasen- und abschnittdimmer)		LED dimmerabile a taglio di fase Phase cut dimmable LED LED dimmable à découpage de phase LED dimmbar (über Phasen- und abschnittdimmer)		LED dimmerabile a taglio di fase Phase cut dimmable LED LED dimmable à découpage de phase LED dimmbar (über Phasen- und abschnittdimmer)	



3445  
**SIGMA**  
DESIGN S.T. FABAS LUCE

INCASSO DI PICCOLE DIMENSIONI IN ALLUMINIO BIANCO PARTICOLARMENTE ADATTO ALL'ILLUMINAZIONE DECORATIVA DI INTERNI E AREE DI ATTESA E TRANSITO. DISPONIBILE IN UN'AMPIA GAMMA DI SCHERMI FRONTALI PER VERSIONE FISSA O ORIENTABILE, TONDA O QUADRATA, A FILO O ARRETRATA.

RECESSED SPOT IN SMALL DIMENSIONS, PARTICULARLY SUITABLE FOR DECORATIVE LIGHTING INTERIORS AND WAITING AND TRANSIT AREAS. IT HAS A WIDE RANGE OF FRONTAL COVER FOR FIXING OR ADJUSTABLE, ROUND OR SQUARE, FLUSH OR RECESSED VERSION.

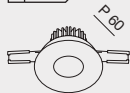
ENCASTRE DE PETITE DIMENSION EN ALUMINIUM BLANC. PARTICULIEREMENT ADATPE A L'ECLAIRAGE DECORATIF INTERIEUR ET AUX ZONES D'ATTENTE ET DE TRANSIT. DISPONIBLE DANS UNE LARGE GAMME D'ANNEAUX EN VERSION FIXE OU ORIENTABLE, RONDE OU CARREE, SOURCE AFFLEURANTE OU EN RETRAIT.

KLEINER EINBAUSPOT IN ALUMINIUM. ERHÄLTlich MIT UNTERSCHIEDLICHEN RAHMEN: QUADRATISCH, RUND, SCHWENKBAR, NICHT SCHWENKBAR, FLACH ODER MIT NACH HINTEN VERSETZTEM LEUCHTMITTEL FÜR ERHÖHTEN SEHKOMPFORT.





LED



Ø 82



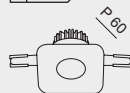
Ø 70

SPOT

CE □ IP40

LED WARM WHITE  
7W 800 lm**3445-72-342**Cornice a incasso tondo fisso  
Recessed round fixed frame  
Anneau rond à encastrer fixe  
Einbaurahmen rund starr

LED



L 82 x 82



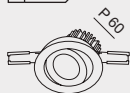
Ø 70

SPOT

CE □ IP40

LED WARM WHITE  
7W 800 lm**3445-72-344**Cornice a incasso quadrato fisso  
Recessed square fixed frame  
Anneau carré à encastrer fixe  
Einbaurahmen quadratisch starr

LED



Ø 82



Ø 70

SPOT

CE □ IP40

LED WARM WHITE  
7W 800 lm**3445-72-343**Cornice a incasso tondo orientabile  
Recessed round adjustable frame  
Anneau rond à encastrer orientable  
Einbaurahmen rund schwenkbar

LED



L 82 x 82



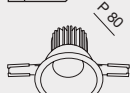
Ø 70

SPOT

CE □ IP40

LED WARM WHITE  
7W 800 lm**3445-72-345**Cornice a incasso quadrato orientabile  
Recessed square adjustable frame  
Anneau carré à encastrer orientable  
Einbaurahmen quadratisch schwenkbar

LED



Ø 82



Ø 70

SPOT

CE □ IP40

LED WARM WHITE  
7W 800 lm**3445-72-346**Cornice a incasso tondo arretrato fisso  
Recessed round fixed backward frame  
Anneau rond à encastrer fixe source en retrait  
Einbaurahmen rund starr nach hinten versetzt

LED



L 82 x 82



70 x 70

SPOT

CE □ IP40

LED WARM WHITE  
7W 800 lm**3445-72-347**Cornice a incasso quadrato arretrato fisso  
Recessed square fixed backward frame  
Anneau carré à encastrer fixe source en retrait  
Einbaurahmen quadratisch starr nach hinten versetzt

6690

# GALWAY

## ON/OFF

DESIGN S.T. FABAS LUCE

STRUTTURA IN ALLUMINIO E POLICARBONATO  
 ALUMINUM FRAME AND POLYCARBONATE  
 STRUCTURE EN ALUMINIUM ET POLYCARBONATE  
 ALUMINIUM UND POLYCARBONAT



White

<p><b>LED</b></p>  	<p>UNDERSHELVES</p> <hr/> <p>LED WARM WHITE 5W - 630 lm</p> <p><b>6690-02-011</b> Bianco - White Blanc - Weiß</p>	<p>CE   IP20</p> <hr/> <p>LED NATURAL WHITE 5W - 675 lm</p> <p><b>6690-04-011</b> Bianco - White Blanc - Weiß</p>
<p><b>LED</b></p>  	<p>UNDERSHELVES</p> <hr/> <p>LED WARM WHITE 8W - 1050 lm</p> <p><b>6690-02-012</b> Bianco - White Blanc - Weiß</p>	<p>CE   IP20</p> <hr/> <p>LED NATURAL WHITE 8W - 1080 lm</p> <p><b>6690-04-012</b> Bianco - White Blanc - Weiß</p>
<p><b>LED</b></p>  	<p>UNDERSHELVES</p> <hr/> <p>LED WARM WHITE 16W - 1900 lm</p> <p><b>6690-02-013</b> Bianco - White Blanc - Weiß</p>	<p>CE   IP20</p> <hr/> <p>LED NATURAL WHITE 16W - 1955 lm</p> <p><b>6690-04-013</b> Bianco - White Blanc - Weiß</p>

# 6690

# GALWAY


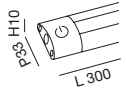



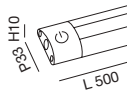






# TOUCH DIMMER


DESIGN S.T. FABAS LUCE


STRUTTURA IN ALLUMINIO E POLICARBONATO  
 ALUMINUM FRAME AND POLYCARBONATE  
 STRUCTURE EN ALUMINIUM ET POLYCARBONATE  
 ALUMINIUM UND POLYCARBONAT



White

<p><b>LED</b></p>  	<p>UNDERSHELVES</p> <hr/> <p>LED WARM WHITE 5W - 630 lm</p> <p><b>6690-02-001</b> Bianco - White Blanc - Weiß</p>	<p>CE   IP20</p> <hr/> <p>LED NATURAL WHITE 5W - 675 lm</p> <p><b>6690-04-001</b> Bianco - White Blanc - Weiß</p>
<p><b>LED</b></p>  	<p>UNDERSHELVES</p> <hr/> <p>LED WARM WHITE 8W - 1050 lm</p> <p><b>6690-02-002</b> Bianco - White Blanc - Weiß</p>	<p>CE   IP20</p> <hr/> <p>LED NATURAL WHITE 8W - 1080 lm</p> <p><b>6690-04-002</b> Bianco - White Blanc - Weiß</p>
<p><b>LED</b></p>  	<p>UNDERSHELVES</p> <hr/> <p>LED WARM WHITE 16W - 1900 lm</p> <p><b>6690-02-003</b> Bianco - White Blanc - Weiß</p>	<p>CE   IP20</p> <hr/> <p>LED NATURAL WHITE 16W - 1955 lm</p> <p><b>6690-04-003</b> Bianco - White Blanc - Weiß</p>

 Regolazione luce con pulsante  
 Push dimmer  
 Bouton poussoir dimmable  
 Tastdimmer

 Regolazione luce con pulsante  
 Push dimmer  
 Bouton poussoir dimmable  
 Tastdimmer





0°/45°/90°



### 6690-50-004

Alimentatore per sottopensili 6W 24V con cavo da 1,5 mt  
 6W 24V underwall unit plug power supply with cable 1,5 mt  
 Alimentation pour règlette sous meuble 6W 24V avec le cable de 1,50 mt  
 6W 24V Trafo mit Stecker für Unterbauleuchte mit Kabel 1,5 mt



### 6690-50-001

Alimentatore per sottopensili 24W 24V con cavo da 1,5 + 1,5 mt  
 24W 24V underwall unit power supply with cable 1,5 + 1,5 mt  
 Alimentation pour règlette sous meuble 24W 24V avec le cable de 1,50 + 1,50 mt  
 24W 24V Trafo für Unterbauleuchte mit Kabel 1,5+ 1,5 mt



### 6690-50-006

Alimentatore per sottopensili 36W 24V con cavo da 1,5 + 1,5 mt  
 36W 24V underwall unit power supply with cable 1,5 + 1,5 mt  
 Alimentation pour règlette sous meuble 36W 24V avec le cable de 1,50 + 1,50 mt  
 36W 24V Trafo für Unterbauleuchte mit Kabel 1,5+ 1,5 mt



### 6690-50-005

Variatore e interruttore ON/OFF per GALWAY con cavo da 1 mt  
 Dimmer and power ON/OFF for GALWAY with cable 1 mt  
 Variateur et interrupteur ON/OFF pour GALWAY avec cable de 1 mt  
 Dimmer und Funktion ON/OFF für GALWAY mit Kabel 1 mt

Non adatta per GALWAY touch dimmer / Not suitable for GALWAY touch dimmer  
 Pas adaptés pour GALWAY touch dimmer / Nicht geeignet für GALWAY Touch Dimmer



### 6690-50-008

Sensore PIR  
 PIR Sensor  
 Sensor PIR  
 infrarotsensor

Non adatta per GALWAY touch dimmer / Not suitable for GALWAY touch dimmer  
 Pas adaptés pour GALWAY touch dimmer / Nicht geeignet für GALWAY Touch Dimmer



### 6690-50-003

Connettore multipolo 1 ingresso 8 uscite per sottopensili  
 Multipole connector 1 input 8 outputs for underwall unit  
 Prise multiple de raccordement 1 entrées 8 sorties pour règlette sous meuble  
 Adapter LED für Unterbauleuchte 1 Eingang 8 Ausgänge



### 6690-50-009

Sensore touch dimmer per GALWAY ON/OFF  
 Touch sensor for GALWAY ON/OFF  
 Sensor touche pour GALWAY ON/OFF  
 Tastdimmer für GALWAY ON/OFF



Materiale incluso  
 Material included  
 Matériel inclus  
 Material in dem Paket enthalten



## SMARTLUCE INTEGRATO / INTEGRATED SMARTLUCE SMARTLUCE INTÉGRÉ / SMARTLUCE INTEGRIERT

Nelle pagine dove trovi il logo SMARTLUCE integrato i prodotti possono essere già forniti con l'accessorio SMARTLUCE.

Per ordinare i prodotti con l'accessorio integrato dovrai semplicemente aggiungere in fondo al codice del prodotto scelto il suffisso **"-01"**.

Ad esempio:

qualora volessi ordinare la plafoniera BARD codice 3394-61-102, con l'accessorio SMARTLUCE integrato il codice diventa 3394-61-102-01

Lorsque vous trouvez le logo SMARTLUCE intégré, cela signifie que les produits peuvent avoir l'accessoire intégré.

Pour commander des produits avec l'accessoire intégré, il suffit d'entrer le code produit choisi avec le suffixe **"-01"**.

Par exemple:

Si vous souhaitez commander le plafonnier BARD code 3394-61-102, avec l'accessoire SMARTLUCE intégré le code devient 3394-61-102-01.

When you find the integrated SMARTLUCE logo it means that the products may have the built-in accessory.

To order products with the integrated accessory, just enter the product code chosen with the suffix **"-01"**.

For example:

should you wish to order the BARD ceiling lamp code 3394-61-102, with the integrated Smartluce accessory the code becomes 3394-61-102-01

Produkte mit dem Logo für "SMARTLUCE integriert" können ab Werk über das eingebaute Modul verfügen.

Um Produkte mit dem integrierten Modul zu bestellen, geben Sie einfach den Produktcode mit der Endnummer **"-01"** an.

Als Beispiel:

Wenn Sie die BARD Deckenleuchte Art.Nr. 3394-61-102 inkl. integriertem SMARTLUCE-Modul bestellen möchten, lautet die Artikelnummer 3394-61-102-01



## SMARTLUCE COMPATIBILE / COMPATIBLE SMARTLUCE SMARTLUCE COMPATIBLE / SMARTLUCE KOMPATIBEL

Per le lampade che hanno il logo SMARTLUCE compatibile occorre indicare nell'ordine il codice della lampada e separatamente il codice dell'accessorio sotto riportato:

Si vous souhaitez commander des produits ayant le logo compatible SMARTLUCE, vous devez indiquer dans l'ordre le numéro de code du produit et le code de l'accessoire Smartluce séparément en utilisant le code ci-dessous:

Should you wish to order lamps that have the compatible SMARTLUCE logo you must indicate in the order the code number of the lamp and the code of Smartluce accessory separately by using the code below:

Wenn Sie Leuchten mit dem Logo für "SMARTLUCE kompatibel" bestellen möchten, geben Sie bitte bei der Bestellung die Codenummer der Lampe und zusätzlich den Code des Smartluce-Moduls separat an. Verwenden Sie dazu den folgenden Code:

### **3572-00-001**

Accessorio dimmerabile nel caso di apparecchio dimmerabile  
Accessoire réglable dans le cas d'une lampe dimmable

### **3572-00-002**

Accessorio ON/OFF nel caso di apparecchio non dimmerabile  
Accessoire ON/OFF dans le cas d'une lampe non-dimmable

### **3572-00-006**

Accessorio dimmerabile solo per art. 3508-45 e 3508-48  
Accessoire réglable seulement pour art. 3508-45 et 3508-48

#### **PER LAMPADINE CON PORTALAMPADA E27 O G9**

Con lampadine E27 o G9 non dimmerabili, utilizzare l'accessorio ON/OFF **3572-00-002**.

Con lampadine E27 o G9 dimmerabili, utilizzare obbligatoriamente l'accessorio **3572-00-001**.

Il corretto funzionamento della dimmerabilità è dipendente dalla qualità dell'elettronica contenuta nella lampadina.

#### **POUR LES LAMPES AVEC DOUILLE E27 OU G9**

Avec ampoules non dimmables E27 ou G9 utilisez notre accessoire ON/OFF **3572-00-002**.

Avec ampoules dimmables E27 or G9, utilisez obligatoirement notre accessoire **3572-00-001**.

La fonction correcte de variation dépend de la qualité de l'électronique contenue dans l'ampoule.

### **3572-00-001**

Dimmable accessory in case of dimmable lighting  
Dimmbares Modul für dimmbare Leuchten

### **3572-00-002**

ON/OFF accessory in case of non-dimmable lighting  
EIN / AUS-Modul für nicht-dimmbare Leuchten

### **3572-00-006**

Dimmable accessory only for item 3508-45 and 3508-48  
Dimmbares Modul nur für Art. 3508-45 und 3508-48

#### **FOR LAMPS WITH E27 OR G9 LAMP HOLDERS**

With not dimmable E27 or G9 bulbs, use our accessory ON/OFF **3572-00-002**.

With dimmable E27 or G9 bulbs, it is mandatory to use our accessory **3572-00-001**.

Be aware that a correct functionality of dimming depends on electronics quality contained in the bulb.

#### **FÜR LEUCHTEN MIT E27- ODER G9 FASSUNGEN**

Verwenden Sie bei nicht dimmbaren E27- oder G9 Leuchtmitteln das Zubehör **3572-00-002** (on/off).

Bei dimmbaren E27- oder G9 Leuchtmitteln ist zwingend das Zubehör **3572-00-001** zu verwenden.

Bitte beachten Sie, dass die ordnungsgemäße Dimmfunktion von der Qualität der im Leuchtmittel enthaltenen Elektronik abhängt.

## LAMPADINA / BULB G9 LED 3W 3000K

- Nelle lampade con portalampade G9 la lampadina è inclusa e' possibile ordinare separatamente la lampadina G9 LED 3W 3000K dimmerabile con il codice sotto riportato.
- The bulb is included for all products which fitted G9 bulb. The dimmable G9 LED 3W 3000K bulb can be ordered separately with the following code.
- L'ampoule est incluse pour tous les produits qui fonctionnent avec une ampoule G9. L'ampoule G9 LED 3W 3000K dimmable peut être commandée séparément avec le code suivant.
- Das Leuchtmittel ist bei allen Produkten, die mit einer G9 Fassung ausgestattet sind, enthalten. Das dimmbare G9 LED 3W 3000K Leuchtmittel kann separat mit folgender Artikelnummer bestellt werden.



**ELM1417C**

3W G9 LED 3000K DIMMERABILE 270 lm



- Tutti i prodotti FABAS LUCE che rientrano nell'ambito di applicazione della direttiva europea compatibilità elettromagnetica E.M.C. 2014/30/UE e successive modifiche e/o della direttiva europea bassa tensione B.T. 2014/35/UE e successive modifiche, soddisfano i requisiti richiesti e recano la marcatura "CE".
- All FABAS LUCE products fall within the range of application of the European electromagnetic compatibility E.M.C.directive 2014/30/UE and subsequent amendment and/or the European low voltage directive B.T. 2014/35/UE and subsequent, meet the required specifications and bear "CE" labelling.
- Tous les produits FABAS LUCE appartenant au champ d'application de la directive européenne compatibilité électromagnétique E.M.C. 2014/30/UE et modifications successives et/ou de la directive européenne basse tension B.T. 2014/35/UE et modification successive remplissent les conditions prévues et portent le marquage "CE".
- Alle Produkte von FABAS LUCE, die unter das Anwendungsgebiet der europäischen Richtlinien der elektromagnetischen Kompatibilität E.M.C. 2014/30/UE und nachfolgende Änderungen und/oder der europäischen Richtlinie der Niederspannung B.T. 2014/35/UE und nachfolgende Änderung fallen, entsprechen den erforderlichen Eigenschaften und tragen das "CE" -Kennzeichen.



- Apparecchio in cui la protezione contro la scossa elettrica si basa sull' alimentazione a bassissima tensione di sicurezza (SELV) e in cui non si producono tensioni superiori alla stessa.
- A luminaire in which protection against electric shock relies on supply at safety extra-low voltage (SELV) and in which voltages higher than those of SELV are not generated.
- Un appareil d'éclairage dans lequel la protection contre la décharge électrique se fonde sur l'approvisionnement à la très-basse tension de sûreté (SELV) et dans quelles tensions plus haut que ceux de SELV ne sont pas produits.
- Eine Beleuchtung, in der Schutz gegen Elektroschock auf Versorgungsmaterial an der sehr-niedrigen Spannung der Sicherheit (SELV) beruht und in in welchen Spannungen höher, als die von SELV werden nicht erzeugt.



- Lampada la cui protezione contro la scarica elettrica non si basa solo sull' isolamento di base dell' apparecchio, ma su un ulteriore sistema di sicurezza che consiste nel collegamento dei componenti conduttivi accessibili ad un conduttore di sicurezza (messa a terra) facente parte dell'impianto elettrico.
- Luminaire in which protection against electrical shocks is not just based on the basic insulation but also on an additional safety precautions consisting of connecting the accessible conductive parts to a safety conductor (earth), that is included in the electrical system.
- L'appareil d'éclairage dans lequel la protection contre des chocs électriques n'est pas simplement basée sur l'isolation principale mais également sur des mesures de sécurité additionnelles en consistent à relier les parties conductrices accessible à un conducteur de sûreté (la terre), celui inclus dans le système électrique.
- Leuchten in denen der Schutz gegen Stromschläge nicht nur auf der grundlegenden Isolierung basiert ist, sondern auch auf einer zusätzlichen Sicherheitsvorkehrung, bestehend aus den Anschluss der berührbaren leitfähigen Teile zu einem Schutzleiter (Erde), der in elektrischem System enthalten ist.



- Apparecchio omologato in classe II, con cablaggio a doppio isolamento. Durante l'installazione, tagliare il cavo di terra.
- Class II certified equipment, with double insulated wiring. During installation, cut earth wire.
- Appareil homologué en Classe II, avec câblage à double isolation. Pendant l'installation, couper le câble de terre.
- In Klasse II zugelassene Apparate mit doppelt isolierter Verkabelung. Während der Montage schneiden sie das Erdekabel.



- Il simbolo indica la non idoneità degli apparecchi al montaggio diretto su superfici normalmente infiammabili. ATTENZIONE: l'apparecchio non può essere installato su superfici in legno o rivestite con tappezzeria. Se vengono installate lampadine LED o fluorescenza con potenza pari o inferiore a 20W l'apparecchio è da considerarsi IDONEO a essere installato su superfici normalmente infiammabili.
- The symbol indicates that the fixture is not suitable for assembly directly on normally inflammable surfaces. WARNING: the fixture can not be fixed on wall in wood or covered by wallpaper. If they are equipped with LED or fluorescent bulbs with power equal to or less than 20W the fixture is considered SUITABLE to be installed on flammable surfaces.
- Le symbole indique que cet Appareil ne doit pas être monté directement sur des surfaces normalement inflammables. ATTENTION: l'appareil ne doit pas être monté sur les surfaces revêtu de bois ou de tapisserie (surfaces normalement inflammables). S'il est équipé avec des ampoules LED ou fluorescents avec une puissance inférieure à ou égale à 20W l'appareil est considéré adapté pour être installé sur les surfaces inflammables.
- Die Leuchte ist nicht dazu geeignet, direkt auf normal entflammbaren Oberflächen installiert zu werden. ACHTUNG: das gerät kann nicht auf holz- oder mit tapetenpapier belegten oberflächen montiert werden. Bei Bestückung der Leuchte mit LED- oder Fluoreszenz-Leuchtmitteln mit einer Leistung von maximal 20 Watt kann das Gerät an entflammbaren Oberflächen montiert werden.



- In caso di sostituzione della lampadina, utilizzarne una auto-protetta, che non necessita di schermo di protezione.
- In case of bulb replacement, use the auto-protected one, which doesn't need any other protection glass.
- Dans le cas du remplacement de l'ampoule, utiliser l'une auto-protégée, laquelle n'a pas besoin de autre verre de protection.
- Sollte die Birne ersetzt werden, die selbstbeschützende Birne benutzen, die kein weiteres Schutzglas braucht.

## IP20

- Protetto contro corpi solidi maggiori di 12 mm.
- Protected against solid objects greater than 12 mm.
- Protégé contre les corps solides supérieur à 12 mm.
- Schutz vor dem Eindringen von Stoffen mit einem Durchmesser von mehr als 12 mm.

## IP40

- Protetto contro corpi solidi maggiori di 1 mm.
- Protected against solid objects greater than 1 mm.
- Protégé contre les corps solides supérieur à 1 mm.
- Schutz vor dem Eindringen von Stoffen mit einem Durchmesser von mehr als 1 mm.

## IP41

- Protetto contro corpi solidi maggiori di 1 mm e contro lo stillicidio.
- Protected against solid objects greater than 1 mm and dripping water.
- Protégé contre les corps solides supérieur à 1 mm et contre les chutes verticales de gouttes d'eau (condensation).
- Schutz vor dem Eindringen von Stoffen mit einem Durchmesser von mehr als 1 mm und vor dem Eindringen von Tropfen.

## IP44



















- Protetto contro corpi solidi maggiori di 1 mm e contro gli spruzzi.
- Protected against solid objects greater than 1 mm and splashing water.
- Protégé contre les corps solides supérieur à 1 mm et de giclées d'eau.
- Schutz vor dem Eindringen von Stoffen mit einem Durchmesser von mehr als 1 mm und vor dem Eindringen von Spritzwasser.

## IP54

- Protetto contro la polvere e contro gli spruzzi.
- Protected against dust and splashing water.
- Protégé contre la poussière et de giclées d'eau.
- Geschützt gegen Staub und Spritzwasser.

## IP65

- Totalmente protetto contro la polvere e i getti.
- Fully protected against dust and water jets.
- Totalement protégé contre la poussière et jets d'eau.
- Kompletta staubdicht und geschützt gegen Strahlwasser.


	 25% 50% 100%		
Dimmerabile Dimmable Dimmable Dimmbar	Dimmerabile a step Step dimmable Gradable In Stufen dimmbar	Dimmerazione a sensore Sensor dimming Capteur gradateur Sensordimmer	Regolazione luce al tocco Touch dimmer Variateur sensitif Touchdimmer
	 		
Accensione al tocco Touch switch Allumage tactile Tastschaltung	Regolazione luce con pulsante Push dimmer Bouton poussoir dimmable Tastdimmer	Con variatore With dimmer Rechargeable Mit Dimmer	Con interruttore With switch Avec interrupteur Mit Schalter
			
Con doppio interruttore With double lighting Avec double allumage Getrennt schaltbar	Orientabile Adjustable Réglable Schwenkbar	Ricaricabile Rechargeable Réglable Wiederaufladbare	Turn&lock
			
Cold ← →Natural white	Bluetooth music speaker	Con telecomando With remote control Avec télécommande Mit Fernbedienung	Sensore di movimento Motion sensor Capteur de mouvement Bewegungssensor
			
USB charger	Gravity sensor	Bluetooth	Sensore ad infrarossi Infrared Sensor Capteur à infrarouge Infrarotsensor

- La dimmerazione funziona a taglio di fase: si raccomanda l'utilizzo di variatori compatibili.  
Alcune delle marche con prodotti compatibili sono: VARILIGHT, JUNG, BUSCH, AURORA, TCL
- The dimming function works on phase cut dimmers: we recommend appropriate dimmers.  
Some appropriate products are manufactured by the following: VARILIGHT, JUNG, BUSCH, AURORA, TCL
- La fonction de gradation fonctionne avec des variateurs à découpage de phase : nous recommandons d'utiliser des variateurs appropriés.  
Certains produits appropriés sont fabriqués par les sociétés suivantes: VARILIGHT, JUNG, BUSCH, AURORA, TCL
- Die Dimmfunktion arbeitet sowohl mit Phasenanschnittdimmer als auch mit Phasenabschnittdimmer. Wir empfehlen geeignete Dimmer zu verwenden. Hersteller einiger geeigneter Produkte sind: VARILIGHT, JUNG, BUSCH, AURORA, TCL

**LAMPADINA INCLUSA / BULB INCLUDED  
AMPOULE INCLUSE / LEUCHTMITTEL INKLUSIV**

-  E14
-  GU10
-  G9
-  LED

**LAMPADINA ESCLUSA / BULB EXCLUDED  
AMPOULE EXCLUE / LEUCHTMITTEL NICHT INKLUSIV**

-  E14
-  GU10
-  E27

**ATTENZIONE:**

Tutti i prodotti Fabas Luce sono registrati e protetti da brevetto; le contraffazioni saranno perseguibili giuridicamente.

Il luogo d'adempimento e il foro competente è in entrambi i casi Monza (Italia).

In linea di massima valgono solo le nostre condizioni di vendita e di consegna.

Ci riserviamo il diritto di proprietà su questo catalogo.

La consegna è franco fabbrica.

Tutte le misure indicate nel presente catalogo sono in millimetri.

L'azienda si riserva, ferme restando le caratteristiche basilari del prodotto, di apportare senza preavviso tutte le modifiche che riterrà necessarie allo scopo di migliorare la qualità del prodotto stesso.

**Lampadine:**

Sono comprese nella consegna se nella descrizione del prodotto è dichiarato in modo esplicito che sono incluse (incl.).

Le lampadine sono considerate beni di consumo e per questo non sono soggette ai diritti di garanzia altrimenti validi.

**Pezzi di ricambio:**

Sono consultabili sul sito [www.fabasluce.it](http://www.fabasluce.it).

**Cura del prodotto:**

Per la pulizia delle lampade utilizzare soltanto uno straccio di cotone morbido asciutto. Non utilizzare detergenti e liquidi.

Fare inoltre attenzione alle istruzioni di utilizzo e di assemblaggio consegnate assieme alla lampada.

Ci riserviamo il diritto di apportare modifiche di progettazione.

Le specifiche sulle misure fanno riferimento a misurazioni approssimative.

**Riserva di proprietà:**

Ci riserviamo la proprietà sulle merci fornite fino al pagamento completo di tutti i crediti derivanti dal contratto di fornitura. Questo vale anche per le consegne future, anche se non sempre ne viene fatto riferimento esplicito. Siamo legittimati a riprenderci la merce qualora il committente violi il contratto.

**PLEASE NOTE:**

Fabas Luce products are protected by design registrations and patents, imitations will be prosecuted.

Place of delivery and jurisdiction for both parties is Monza (Italy).

As a rule, only our sales and supply conditions will be applied.

We reserve ownership rights to this catalogue.

Delivery is ex works.

All dimensions in this catalogue are in millimeters.

While maintaining the basic characteristics of the product, the manufacturer reserves the right to make modifications at any time and without any prior notice, with the sole aim of improving the quality of the product.

**Bulbs:**

Included in delivery only if declared as included (incl.) in product specifications.

Bulbs are consumables and thus not subject to otherwise applicable defect warranty rights.

**Spareparts:**

Are accessible on the website [www.fabasluce.it](http://www.fabasluce.it).

**Care information:**

Please only use a soft dry cotton cloth to clean the lamps. Please do not use cleaners or liquids.

Please also read the instructions of use and assembly supplied with the lamps.

We reserve the right to design modifications.

The measurement specifications refer to approximate dimensions.

**Retention of title:**

We reserve ownership rights of the delivered goods until complete payment of all receivables resulting from the contract. These conditions also apply to all future business relations even if this is not expressly agreed again. We are entitled to take back the goods if the buyer breaches the contract.

**NOTEZ S'IL VOUS PLAÎT:**

Les produits Fabas Luce sont protégés par le dépôt de dessins et de brevets, les imitations seront poursuivies.

Le lieu de la compétence juridique pour les deux parties est Monza (Italie).

En règle générale, seules nos conditions de vente et d'approvisionnement sont applicables. Nous nous réservons le droit de propriété de ce catalogue. La livraison est départ-usine (EXW).

Toutes les dimensions de ce catalogue sont en millimètres.

La société se réserve le droit, sous réserve de conserver les caractéristiques de base du produit, de procéder sans préavis, à toutes modifications qui seraient nécessaires, dans le but d'améliorer la qualité du produit.

**Ampoules:**

Seulement incluses dans la livraison, s'il est spécifié qu'elles sont incluses (incl.) dans le produit.

Les ampoules sont des consommables et ne sont donc pas soumises au droit de garantie.

**Pièces de rechange:**

Sont accessibles sur le site web [www.fabasluce.it](http://www.fabasluce.it).

**Entretien informations:**

S'il vous plaît utilisez uniquement un chiffon de coton doux et sec pour nettoyer les lampes.

S'il vous plaît ne pas utiliser des nettoyeurs ou des liquides.

S'il vous plaît lisez les instructions d'utilisation et de montage fournies avec les lampes.

Nous nous réservons le droit d'apporter des modifications sur les produits. Les informations de mesure se réfèrent à des dimensions approximatives.

**Réserve de propriété:**

Nous nous réservons le droit de propriété des marchandises livrées jusqu'au paiement intégral de toutes les créances résultant du contrat. Ces conditions sont également applicables à toutes les relations commerciales futures, même si cela n'avait pas été expressément convenu.

Nous sommes en droit de reprendre la marchandise si l'acheteur ne respecte pas le contrat.

**BITTE BEACHTEN SIE:**

Alle Fabas Luce Leuchtenmodelle sind als Geschmacksmuster geschützt, Nachahmungen werden gerichtlich verfolgt.

Erfüllungsort und Gerichtsstand für beide Teile ist Monza (Italien).

Es gelten grundsätzlich nur unsere Verkaufs- und Lieferbedingungen.

Das Eigentumsrecht dieses Kataloges behalten wir uns vor.

Lieferung erfolgt ab Fabrik.

Alle Maße in diesem Katalog sind in Millimeter.

Unter Beibehaltung der grundlegenden Produkteigenschaften behält sich der Hersteller das Recht vor, die Änderungen jederzeit und ohne vorherige Ankündigung vorzunehmen, mit dem einzigen Ziel der Qualitätsverbesserung des Produkts.

**Leuchtmittel:**

gehören nur dann zum Lieferumfang, wenn diese in den Produktbeschreibungen ausdrücklich als inklusive (incl.) gekennzeichnet sind.

Bitte beachten Sie, dass Leuchtmittel Verbrauchsgüter sind und nicht den ansonsten gültigen Sachmängelansprüchen unterliegen.

**Ersatzteile:**

Können direkt auf der Webseite [www.fabasluce.it](http://www.fabasluce.it) angeschaut werden.

**Pflegehinweis:**

Für die Leuchtenpflege bitte nur ein weiches trockenes Baumwolltuch benutzen. Bitte keine Reinigungsmittel und Flüssigkeiten verwenden.

Bitte beachten Sie zusätzlich die der Leuchte beigefügten Gebrauchs- und Montageanleitungen.

Konstruktionsänderungen behalten wir uns vor.

Bei der Maßangaben handelt es sich um ca.-Abmessungen.

**Eigentumsvorbehalt:**

Wir behalten uns das Eigentum an der gelieferten Sache bis zur vollständigen Bezahlung sämtlicher Forderungen aus dem Liefervertrag vor. Dies gilt auch für alle zukünftigen Lieferungen, auch wenn wir uns nicht stets ausdrücklich hierauf berufen. Wir sind berechtigt, die Kaufsache zurückzunehmen, wenn der Besteller sich vertragswidrig verhält.

# INDICE PER CODICE PRODOTTO

## ITEM CODE INDEX

PRODUCT CODE	PRODUCT NAME	PAGE	PRODUCT CODE	PRODUCT NAME	PAGE	PRODUCT CODE	PRODUCT NAME	PAGE
2385	FOX E27	362	3429	PALMI	443	3566	PLAZA LED	359
2433	PANDORA E27	364	3430	ANZIO	441	3567	GRAFF LED	369
2523	DEDALO	335	3431	IGLESIAS	386	3568	LUCY	302
2533	ADE	310	3432	VIETRI	346	3569	GAIA	306
2554	ALICE	444	3435	LEVANTO	390	3570	MORGANA	304
2642	DEDALO	393	3439	PORTICI	347	3571	ROCKFORD	301
2650	PANDORA	392	3440	PONZA	442	3576	MILADY	308
2653	LUCY BIG	303	3443	DELTA	180	3579	ZARA	292
2654	GAIA BIG	307	3444	SUSANNA	162	3596	DAFNE	98
2753	DIANA	132	3445	SIGMA	452	3599	BRETAGNA	82
2792	BOREA	395	3451	MODO	432	3601	LUCAS	436
2796	ARMILLA	394	3452	ARA	342	3603	LAO	400
2866	PLAZA E14/E27	358	3463	VINTAGE	96	3606	SELE	406
2867	OSAKA E14/E27	356	3465	BILLIE	350	3607	DOT	404
2899	VANITY	341	3467	ARETHA	352	3609	GAVIA	252
2907	PROVENZA	206	3471	WINDOW	152	3610	GLOSSY	254
2908	NICE	208	3472	BLOG LED	192	3611	TARO	282
2957	MAGGIE	372	3473	BLOG	196	3612	ADDA	284
2958	HILL	370	3475	FLAP	332	3613	VIGOR	240
3113	MILTON	374	3476	SAFI	333	3616	BLOOM	230
3161	LODGE	216	3480	SINTESI	110	3618	BANNY	320
3177	SLANE	336	3481	LILA	90	3623	APOLLO	86
3198	BONG	136	3487	GIRO	198	3625	VELA	26
3205	OBAN LED	424	3489	ELA	108	3626	SYLVIE	32
3206	HATTON LED	420	3490	MAIA	102	3627	GILLIS	100
3209	GRAFF E27	368	3491	SIL0	106	3630	ESINO	144
3215	DINGLE	218	3496	FIONA	104	3635	DIAMOND	204
3222	PANDORA E27 SENSOR	366	3506	EMMA	330	3637	SALENTO	202
3224	HATTON LED	420	3508	GIOTTO	44	3639	BRAVA	222
3225	OBAN E27	425	3509	BLUMA	314	3641	CAMARGUE	224
3226	HATTON E27	422	3511	THALIA	312	3644	SVEVA	276
3227	WIGTON E27	426	3517	CAMILLA	214	3645	HUGO	354
3229	HATTON E27	422	3518	GISELLA	118	3660	CRIO ROUND	448
3230	WIGTON E27	426	3519	INFINITY	114	3661	CRIO SQUARE	450
3232	KELTY	360	3520	CATHY	122	3663	LINUS	150
3233	OBAN E27	425	3521	MAGMA	375	3664	HECTOR	318
3239	DUNK	168	3523	SUNRISE	328	3665	VINCENT	124
3249	MOA	337	3524	AXEL	414	3666	SINUO	60
3253	MILL	178	3525	TRIGO	413	3669	KARK	154
3255	HALE	172	3526	FOLK	412	3670	HOMA	42
3257	SIMI	298	3527	MARBELLA	248	3672	PEVERO	140
3265	WASP	274	3528	MICOL	246	3673	BRITTON	78
3314	DESDY	416	3531	CORVARA	242	3674	FENICE	22
3315	OLLY	418	3532	CASALE	256	3675	PANAREA	262
3339	JAP	300	3533	DUCHESSA	236	3676	RIBOT	138
3357	ARAGON E27	210	3534	MARINA	258	3680	HAZEL	402
3357	ARAGON LED	212	3535	CRUMPLE	234	3681	NEXT	70
3360	GRAVITY	294	3536	ROCK	232	3682	VIKI	94
3361	NALA	378	3540	SHIELD	326	3685	PRADO	64
3362	SAURA	384	3541	DALILA	188	3689	DOMIZIA	128
3383	BADIA	148	3542	FLY	334	3690	LOFT	142
3385	VIKTOR	280	3547	ARABELLA	156	3692	REMY	398
3386	NEUTRA	286	3550	IDEAL	270	3693	SUMTER	36
3388	SIRIO	184	3551	REGINA	264	3695	PIERRE	20
3390	SIRIO	186	3552	RAPALLO	382	3696	MASON	74
3394	BARD	52	3553	GUBBIO	290	3697	CORDOBA	16
3407	BRENTA	296	3554	TERAMO	288	3698	ARONA	220
3410	ISABELLA	164	3555	SMOOTH	438	6690	GALWAY	454
3414	ADRIA	200	3558	REGOLO	322	6695	PRESTON LED	428
3417	GOODNIGHT	348	3559	LOTUS	324	6712	PRESTON E27	429
3424	GABY	388	3561	ALLEGRA	226	6786	TRIGG	410
3425	RIACE	338	3563	PANDORA LED	367	6788	CASPER	411
3426	FANES	340	3564	FOX LED	361	6792	ZOR	408
3428	VASTO	440	3565	OSAKA LED	357			

# INDICE ALFABETICO

## ALPHABETICAL INDEX

PRODUCT NAME	PRODUCT CODE	PAGE
ADDA	3612	284
ADE	2533	310
ADRIA	3414	200
ALICE	2554	444
ALLEGRA	3561	226
ANZIO	3430	441
APOLLO	3623	86
ARA	3452	342
ARABELLA	3547	156
ARAGON E27	3357	210
ARAGON LED	3357	212
ARETHA	3467	352
ARMILLA	2796	394
ARONA	3698	220
AXEL	3524	414
BADIA	3383	148
BANNY	3618	320
BARD	3394	52
BILLIE	3465	350
BLOG	3473	196
BLOG LED	3472	192
BLOOM	3616	230
BLUMA	3509	314
BONG	3198	136
BOREA	2792	395
BRAVA	3639	222
BRENTA	3407	296
BRETAGNA	3599	82
BRITTON	3673	78
CAMARGUE	3641	224
CAMILLA	3517	214
CASALE	3532	256
CASPER	6788	411
CATHY	3520	122
CORDOBA	3697	16
CORVARA	3531	242
CRIO ROUND	3660	448
CRIO SQUARE	3661	450
CRUMPLE	3535	234
DAFNE	3596	98
DALILA	3541	188
DEDALO	2523	335
DEDALO	2642	393
DELTA	3443	180
DESDY	3314	416
DIAMOND	3635	204
DIANA	2753	132
DINGLE	3215	218
DOMIZIA	3689	128
DOT	3607	404
DUCHESSA	3533	236
DUNK	3239	168
ELA	3489	108
EMMA	3506	330
ESINO	3630	144
FANES	3426	340
FENICE	3674	22
FIONA	3496	104
FLAP	3475	332
FLY	3542	334
FOLK	3526	412
FOX E27	2385	362
FOX LED	3564	361
GABY	3424	388

PRODUCT NAME	PRODUCT CODE	PAGE
GAIA	3569	306
GAIA BIG	2654	307
GALWAY	6690	454
GAVIA	3609	252
GILLIS	3627	100
GIOTTO	3508	44
GIRO	3487	198
GISELLA	3518	118
GLOSSY	3610	254
GOODNIGHT	3417	348
GRAFF E27	3209	368
GRAFF LED	3567	369
GRAVITY	3360	294
GUBBIO	3553	290
HALE	3255	172
HATTON E27	3226	422
HATTON E27	3229	422
HATTON LED	3206	420
HATTON LED	3224	420
HAZEL	3680	402
HECTOR	3664	318
HILL	2958	370
HOMA	3670	42
HUGO	3645	354
IDEAL	3550	270
IGLESIAS	3431	386
INFINITY	3519	114
ISABELLA	3410	164
JAP	3339	300
KARK	3669	154
KELTY	3232	360
LAO	3603	400
LEVANTO	3435	390
LILA	3481	90
LINUS	3663	150
LODGE	3161	216
LOFT	3690	142
LOTUS	3559	324
LUCAS	3601	436
LUCY	3568	302
LUCY BIG	2653	303
MAGGIE	2957	372
MAGMA	3521	375
MAIA	3490	102
MARBELLA	3527	248
MARINA	3534	258
MASON	3696	74
MICOL	3528	246
MILADY	3576	308
MILL	3253	178
MILTON	3113	374
MOA	3249	337
MODO	3451	432
MORGANA	3570	304
NALA	3361	378
NEUTRA	3386	286
NEXT	3681	70
NICE	2908	208
OBAN E27	3225	425
OBAN E27	3233	425
OBAN LED	3205	424
OLLY	3315	418
OSAKA E14/E27	2867	356
OSAKA LED	3565	357

PRODUCT NAME	PRODUCT CODE	PAGE
PALMI	3429	443
PANAREA	3675	262
PANDORA	2650	392
PANDORA E27	2433	364
PANDORA E27 SENSOR	3222	366
PANDORA LED	3563	367
PEVERO	3672	140
PIERRE	3695	20
PLAZA LED	3566	359
PLAZA E14/E27	2866	358
PONZA	3440	442
PORTICI	3439	347
PRADO	3685	64
PRESTON E27	6712	429
PRESTON LED	6695	428
PROVENZA	2907	206
RAPALLO	3552	382
REGINA	3551	264
REGOLO	3558	322
REMY	3692	398
RIACE	3425	338
RIBOT	3676	138
ROCK	3536	232
ROCKFORD	3571	301
SAFI	3476	333
SALENTO	3637	202
SAURA	3362	384
SELE	3606	406
SHIELD	3540	326
SIGMA	3445	452
SILLO	3491	106
SIMI	3257	298
SINTESI	3480	110
SINUO	3666	60
SIRIO	3388	184
SIRIO	3390	186
SLANE	3177	336
SMOOTH	3555	438
SUMTER	3693	36
SUNRISE	3523	328
SUSANNA	3444	162
SVEVA	3644	276
SYLVIE	3626	32
TARO	3611	282
TERAMO	3554	288
THALIA	3511	312
TRIGG	6786	410
TRIGO	3525	413
VANITY	2899	341
VASTO	3428	440
VELA	3625	26
VIETRI	3432	346
VIGOR	3613	240
VIKI	3682	94
VIKTOR	3385	280
VINCENT	3665	124
VINTAGE	3463	96
WASP	3265	274
WIGTON E27	3227	426
WIGTON E27	3230	426
WINDOW	3471	152
ZARA	3579	292
ZOR	6792	408