

# [LND]

italian lighting  
for outdoor aesthetics

20  
21

# **AULIX lighting**

návrhy osvětlení a prodej svítidel  
inteligentní systémy, vypínače

## **SVĚTELNÉ STUDIO**

Náměstí Na Sádkách 705  
252 41 Dolní Břežany (Praha západ)

Telefon: +420 246 083 152

Mobil.: +420 702 061 783

E-mail: [studio@aulix.cz](mailto:studio@aulix.cz)

Web: [www.aulix.cz](http://www.aulix.cz)

E-shop: <http://obchod.aulix.cz>

**Sledujte nás také na sociálních sítích:**



1.28 sec.

la velocità  
che impiega la #luce  
dalla #luna ad arrivare  
sulla #terra.

[is the time that the #light  
takes to get from the #moon  
to the #earth.]

<b>4</b>	index by mounting	<b>37</b>	garden lamps	<b>718</b>	how to read the catalogue
<b>6</b>	index by family	<b>55</b>	floor recessed	<b>720</b>	family abacus
<b>13</b>	company profile	<b>129</b>	wall recessed	<b>721</b>	index by code
		<b>199</b>	wall lamps	<b>726</b>	general information
		<b>339</b>	ceiling recessed	<b>727</b>	finishes
		<b>383</b>	ceiling lamps	<b>728</b>	symbols
		<b>471</b>	pendants	<b>730</b>	quality certifications
		<b>493</b>	projectors	<b>731</b>	terms & conditions
		<b>557</b>	bollards		
		<b>649</b>	poles		
		<b>693</b>	accessories		

# index

BY MOUNTING

## GARDEN LAMPS

40 i-lantern **NEW** 48 nest 70/80 **NEW**

## FLOOR RECESSED

58 car-go 50 **NEW** 78 mira 45 LT  
 62 car-go 80 **NEW** 86 mira 45  
 66 car-go 125 **NEW** 96 mira 65  
 72 car-go 200 **NEW** 112 mira 150  
 118 mira 220

## WALL RECESSED

132 brick light 162 mira 45 LT  
 140 brick light\_as 170 wall mira 45  
 148 fog 80 **NEW** 180 wall mira 65  
 152 fog 125 **NEW**  
 156 fog 200 **NEW**

## WALL LAMPS

202 beam 266 lyras 80  
 216 fog 80 **NEW** 276 lyras 130  
 220 fog 125 **NEW** 288 morphis\_1  
 224 fog 200 **NEW** 294 morphis\_2  
 230 i-lantern **NEW** 300 morphis\_3  
 236 kami 304 morphis\_4  
 246 kubs 312 oko  
 258 lako 320 polos  
 330 tubo

## CEILING RECESSED

342 eye 80 **NEW** 366 fog 80 **NEW**  
 348 eye 125 **NEW** 372 fog 125 **NEW**  
 356 eye 200 **NEW** 378 fog 200 **NEW**

## CEILING LAMPS

386	eye 80	<b>NEW</b>	424	kami
392	eye 125	<b>NEW</b>	432	lyras 65
398	eye 200	<b>NEW</b>	442	lyras 80
408	fog 80	<b>NEW</b>	448	lyras 130
412	fog 125	<b>NEW</b>	456	morphis_4
418	fog 200	<b>NEW</b>	462	tubo

## PENDANTS

474	firefly	<b>NEW</b>	482	morphis_3
			488	morphis_4

## PROJECTORS

496	kuboid 90	<b>NEW</b>	528	lyras 35
506	kuboid 120	<b>NEW</b>	532	lyras 45
516	kuboid 160	<b>NEW</b>	538	lyras 65
			546	lyras 160

## BOLLARDS

560	firefly	<b>NEW</b>	602	neway
568	i-lantern	<b>NEW</b>	610	oko
574	kubs		620	polos
586	lako		630	titano
594	morphis_1		640	tubo

## POLES

652	i-lantern	<b>NEW</b>	672	morphis_3
660	morphis_1		678	morphis_4
668	morphis_2		686	polos

# index

BY FAMILY

## BEAM

### WALL LAMPS




**204, 208**  
beam



**206, 210**  
beam

## BRICK LIGHT

### WALL RECESSED



**134**  
brick light



**134**  
brick light



**136**  
brick light



**136**  
brick light



**142**  
brick light\_as

## CAR-GO

**NEW**

### FLOOR RECESSED



**60**  
car-go 50



**64**  
car-go 80



**68**  
car-go 125



**74**  
car-go 200

## EYE

**NEW**

### CEILING RECESSED



**344**  
eye 80



**350**  
eye 125



**358**  
eye 200

### CEILING LAMPS



**388**  
eye 80



**394**  
eye 125



**400**  
eye 200

## FIREFLY

**NEW**

### PENDANTS



**476**  
firefly

### BOLLARDS



**562**  
firefly


## FOG

NEW

## WALL RECESSED

150  
fog 80154  
fog 125158  
fog 200

## WALL LAMPS

218  
fog 80222  
fog 125226  
fog 200

## CEILING RECESSED

368  
fog 80374  
fog 125380  
fog 200

## CEILING LAMPS

410  
fog 80414  
fog 125420  
fog 200

## I-LANTERN

NEW

## GARDEN LAMPS

42, 44  
i-lantern

## WALL LAMPS

232  
i-lantern

## BOLLARDS

570  
i-lantern

## POLES

654, 656  
i-lantern

## KAMI

## WALL LAMPS

238  
kami\_1240  
kami\_2

## CEILING LAMPS

426  
kami\_1428  
kami\_2

## KUBOID

NEW

## PROJECTORS

498  
kuboid 90502  
kuboid 90508  
kuboid 120512  
kuboid 120518  
kuboid 160522  
kuboid 160



# index

BY FAMILY

## KUBS

### WALL LAMPS



**248, 250, 252**  
kubs

### BOLLARDS



**576, 578, 580**  
kubs

## LAKO

### WALL LAMPS



**260**  
lako

### BOLLARDS



**588**  
lako

## LYRAS

### WALL LAMPS



**268, 272**  
lyras 80



**278, 282**  
lyras 130

### CEILING LAMPS



**434, 438**  
lyras 65




**444**  
lyras 80




**450**  
lyras 130


### PROJECTORS




**530**  
lyras 35



**534**  
lyras 45



**540, 542**  
lyras 65



**548, 552**  
lyras 160

## MIRA 45 LT

### FLOOR RECESSED



**80**  
mira 45 LT

### WALL RECESSED



**164**  
mira 45 LT

## MIRA

## FLOOR RECESSED



**88**  
mira 45



**92**  
mira 45



**92**  
mira 45



**93**  
mira 45



**93**  
mira 45



**94**  
mira 45



**98, 104**  
mira 65



**100, 108**  
mira 65



**100, 108**  
mira 65



**101, 109**  
mira 65



**101, 109**  
mira 65



**102, 110**  
mira 65



**114**  
mira 150



**114**  
mira 150



**114**  
mira 150



**120, 124**  
mira 220



**120, 124**  
mira 220





**120, 124**  
mira 220

## index

BY FAMILY

## MORPHIS

## WALL LAMPS

290  
morphis\_1290  
morphis\_1296  
morphis\_2302  
morphis\_3306  
morphis\_4458  
morphis\_4

## CEILING LAMPS






## PENDANTS

484  
morphis\_3490  
morphis\_4

## BOLLARDS

596  
morphis\_1


## POLES

662  
morphis\_1664  
morphis\_1670  
morphis\_2670  
morphis\_2670  
morphis\_2674  
morphis\_3674  
morphis\_3674  
morphis\_3680  
morphis\_4680  
morphis\_4680  
morphis\_4

## NEST

NEW

## GARDEN LAMPS

50  
nest 7050  
nest 80

## NEWAY

BOLLARDS**604**

neway

## OKO

WALL LAMPS**314**

oko

BOLLARDS**612, 614**

oko

## POLOS

WALL LAMPS**322**

polos\_1

**324**

polos\_2

BOLLARDS**622**

polos\_1

**624**

polos\_2

POLES**688**

polos\_2

## TITANO

BOLLARDS**632**

titano

**634**

titano\_inox

## TUBO

WALL LAMPS**332**

tubo

**334**

tubo

CEILING LAMPS**464**

tubo

**466**

tubo

BOLLARDS**642**

tubo

**644**

tubo

# index

BY FAMILY

## WALL MIRA

## WALL RECESSED



172  
wall mira 45



174  
wall mira 45



174  
wall mira 45



175  
wall mira 45



175  
wall mira 45



176  
wall mira 45



182, 188  
wall mira 65



184, 192  
wall mira 65



184, 192  
wall mira 65



185, 193  
wall mira 65



185, 193  
wall mira 65



186, 194  
wall mira 65

La semplicità portata all'estremo,  
diventa eleganza.

Jon Franklin

[#Simplicity,  
carried to the extreme,  
becomes #elegance]

Landa Illuminotecnica nasce e cresce a Lumezzane, Brescia, fiorente area del Nord Italia conosciuta per il suo forte spirito imprenditoriale che, negli anni, l'ha portata a distinguersi in diversi settori produttivi e industriali.

**EN** *Landa Illuminotecnica was founded and grew up in Lumezzane, Brescia, a thriving area of Northern Italy known for its strong business drive that, over the years, led the Company to stand out in several production and industrial sectors.*

who  
we  
are

Presente sul mercato della luce dal 1987, Landa si è affermata con la sua ampia gamma di lampade da esterno per il settore residenziale, non solo su scala europea ma, in maniera preponderante, anche a livello internazionale.

L'intera produzione avviene all'interno degli stabilimenti di Lumezzane, consentendo così un costante monitoraggio di tutte le fasi produttive, dall'ideazione al collaudo, fino al momento della spedizione.

L'azienda vanta al suo interno un'equipe di progettazione altamente qualificata che non solo riesce a soddisfare le esigenze presentate dalla clientela, ma è anche attenta ad anticipare i nuovi bisogni ed i nuovi trend del gusto, affiancando poi il cliente anche nella fase successiva all'installazione.

Tutto ciò, negli anni, ha permesso una continua crescita in quello che è uno dei mercati più competitivi al mondo, quello del lighting.

**EN** *Present on the light market since 1987, Landa has established itself with its wide range of outdoor luminaires for the residential sector, not only at European level but also and primarily at international level.*

*The entire production takes place in its plants in Lumezzane, thus allowing constant monitoring of all process steps, from conception to testing, up to the time of shipment.*

*The company boasts a highly qualified design team that not only manages to meet the needs of the customers, but is also committed to anticipating new needs and new trends, and assisting the customer in the post installation phase.*

*Over the years all this has allowed a continuous growth in what is one of the most competitive markets in the world, the lighting market.*

01. 1987

Nasce Landa Illuminotecnica, azienda produttrice di apparecchi lighting per l'outdoor del settore residenziale.

**EN** *Landa Illuminotecnica is founded as a manufacturing company of lighting fixtures for outdoor use in the residential sector.*



02. 1990



Vede la luce Serie Orion, il primo prodotto icona di Landa.

**EN** *Launch of the Orion Series, Landa's first iconic product.*

03. 1997

Avviene l'implementazione interna degli impianti di produzione e verniciatura negli stabilimenti Landa.

**EN** *Internal implementation of the production and painting systems in the Landa factories.*





**04.** 2002

Nasce Serie Ibis, prodotto che segna il successo dell'azienda nei primi anni 2000.

È in quest'anno che Landa partecipa per la prima volta a Light+Building, importante fiera internazionale di settore che si svolge nella città tedesca di Francoforte, ed EuroLuce (Milano), dove sarà presente poi in ciascuna delle edizioni successive.

**EN** *Launch of the Ibis Series, a product that marked the company's success in the early 2000s. In 2002 Landa participates for the first time in Light+Building, an important international specialist trade fair held in Frankfurt (Germany), and in EuroLuce (Milan), where it will become a constant presence in each of the subsequent editions.*



05. 2007

Grazie ad un importante progetto di ampliamento produttivo e aziendale, la struttura architettonica sede della Landa arriva a misurare da 3.000 a 10.000 m<sup>2</sup>.

**EN** *Thanks to a major project aiming at expanding production and business, the architectural structure of the Landa headquarters increases to 10,000 from the original 3,000 square meters.*



06. 2011

La rivoluzione del LED amplia il catalogo e la gamma prodotti Landa. Si sviluppa Morphis, il nuovo apparecchio icona.

**EN** *The LED revolution expands the Landa catalogue and product range. Morphis is the new iconic luminaire.*



## 07. 2012-2014

Hanno inizio le importanti collaborazioni internazionali. Nei tre anni successivi saranno, tra i player principali, Germania, India e USA a determinare il successo di Landa all'estero, al di fuori dei confini nazionali.

**EN** *Important international collaborations start. In the following three years, Germany, India and the USA are among the main players that determine the Landa's success abroad, beyond national borders.*

## 08. 2015

Nuovo completamento della gamma con prodotti da incasso.

**EN** *New completion of the range with built-in products.*




## 09. 2018

L'anno della consapevolezza. Per continuare a essere un punto di riferimento nel settore, si amplia la vision dell'azienda con l'inserimento della figura di un Art Director: nuovi prodotti, nuovi progetti, stesso marchio di fabbrica. L'eccellenza Landa cresce e si sviluppa verso nuovi orizzonti.

**EN** *The year of awareness.*

*To continue to be a reference in the sector, the company vision is expanded with the inclusion of an Art Director: new products, new projects, the same trademark.*

*Landa excellence grows and develops towards new horizons.*




Dopo il rebranding che l'ha portata di nuovo a essere protagonista del panorama nazionale e internazionale, [LND] si apre a una nuova concezione ibrida e spontanea di co-esistenza, delineando un concept dalla forte capacità attrattiva. L'ideazione e la realizzazione di apparecchi illuminanti incorpora e integra in modo organico queste due prospettive. Nascono, così, per una natura potenziata tavolozze vegetali illuminate (Nest, Firefly) che si accompagnano, di pari passo, ad un intelletto ingegnerizzato (Kuboid, Car-Go, Eye, Fog e I-Lantern).

La gamma di prodotti [LND] vive in una dimensione coerente, rendendo così altamente libero il lavoro dei progettisti e dei prescrittori. Dotati di una forte identità, vivono per un outdoor integrato con la natura e l'architettura, dando volume e forma a qualsiasi esigenza progettuale.

**EN** After the rebranding which returned it, once again, to the position of protagonist on the national and international scene, [LND] opens itself to a new hybrid and spontaneous conception of co-existence, outlining a concept with a strong capacity to attract.

The creation and production of light fittings incorporate and integrate these two perspectives in an organic way. So, organic lighting palettes (Nest, Firefly) are born for a developed nature, accompanying, at the same time, an engineered intellect, (Kuboid, Car-Go, Eye, Fog and I-Lantern). The range of products [LND] lives in a coherent dimension, in this way making the work of project designers and prescribers highly free. Equipped with a strong identity, they live for an outdoor dimension integrated with nature and architecture, giving volume and shape to any project requirement



Landa Illuminotecnica fa parte del **Gruppo Bugatti La San Marco S.a.p.a.**, importante realtà nata dall'intraprendenza delle nuove generazioni della famiglia, le quali hanno saputo evolvere quella che era la società Bugatti, nata nel 1923 e operante nel settore della posateria e degli articoli di arredamento.

# Bugatti Group

**EN** *Landa Illuminotecnica is part of the Bugatti La San Marco S.a.p.a. Group, an important reality born from the initiative of the family new generations, who have allowed the evolution of the original Bugatti Company, founded in 1923 and operating in the field of cutlery and furnishings.*



## 01. AIGNEP S.p.A.



Conessioni, innesti automatici, automazione, rete di aria compressa e valvole per fluidi. Cinque divisioni diverse di prodotti per affrontare le sfide del mercato nazionale ed internazionale. Eccellenti soluzioni nella tecnologia dei fluidi.

**EN** *Connections, automatic couplings, automation, compressed air network and valves for fluids. Five different product divisions to meet the challenges of the national and international market. Excellent solutions in fluid technology.*



## 02. LANDA ILLUMINOTECNICA S.p.A.

LANDA®

Landa, presente sul mercato dal 1987, produce lampade da esterno a livello europeo e internazionale. Offre ai suoi clienti la possibilità di realizzazioni personalizzate.

**EN** *Landa has been on the market since 1987 and produces outdoor luminaires at European and international level. It offers its customers the possibility of customized items.*

03. ILCAR di BUGATTI S.r.l.

**BUGATTI**  
ITALY

L'azienda della famiglia Bugatti nasce nel 1923: progetta e realizza prodotti per la tavola e accessori per la cucina, posate e piccoli elettrodomestici con una forte carica innovativa e un design originale e sofisticato.

**EN** *The Bugatti Company was founded in 1923: it designs and manufactures tableware and kitchen accessories, cutlery and small appliances with a strong innovative boost and an original and sophisticated design.*




04. PICCHI S.r.l.



Picchi costruisce macchine speciali ad elevata e sofisticata tecnologia, capaci di risolvere ogni tipo di problematica produttiva e soprattutto di soddisfare le esigenze della clientela.

**EN** *Picchi manufactures special machines with high and sophisticated technology that can solve any type of production problems and, above all, meet the needs of its customers.*





Definire l'architettura esterna, valorizzarla, personalizzarla, trasformarla.

Luce per ambienti outdoor che si integra con l'architettura, rende vivibili gli spazi, dona loro **volume e forma**, quando necessario **atmosfera ipnotiche** o rilassanti, rese possibili da una **tecnica impeccabile**.

Un'illuminazione intelligente, ragionata, programmata.

Nulla è lasciato al caso, in dialogo perenne con la luce naturale.

Progetti illuminotecnici perfetti, grazie alla possibilità di prevedere un controllo di gestione che rende ottimale anche il più semplice dei prodotti.

**EN** *Defining, enhancing, customizing and transforming external architecture.*

*Outdoor light that integrates with the architecture, makes the spaces livable, gives them volume and shape, sometimes with hypnotic or relaxing atmospheres, made possible by an excellent technique.*

*Intelligent, reasoned, programmed lighting. Nothing is left to chance, in continuous dialogue with the natural light. Perfect lighting designs, thanks to the possibility of providing a management control that makes even the simplest of products optimal.*

**Design, linee pulite, semplici.**

Forme integrate nell'architettura, talvolta tridimensionali, luce wall washer o radente, in grado di piegarsi a qualsiasi esigenza progettuale.

Le famiglie di prodotti Landa sono in grado di arredare completamente gli spazi outdoor residential e hospitality senza alcun limite.

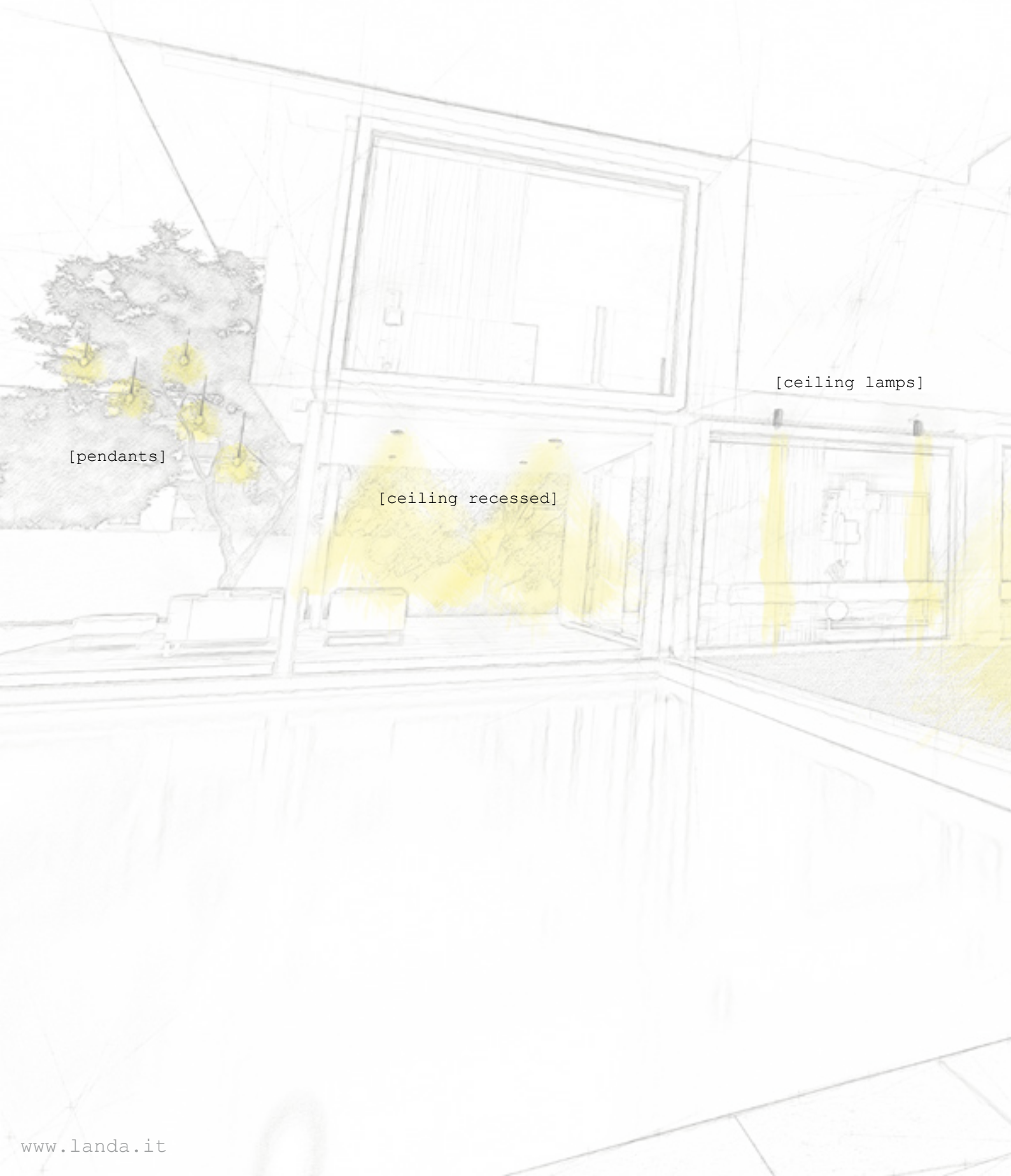
**EN** *Design, clean and simple lines.*

*Shapes integrated into the architecture, sometimes 3D, wall washer or oblique light, able to follow any design requirement.*

*The Landa product families can furnish any outdoor residential and hospitality spaces without limits.*



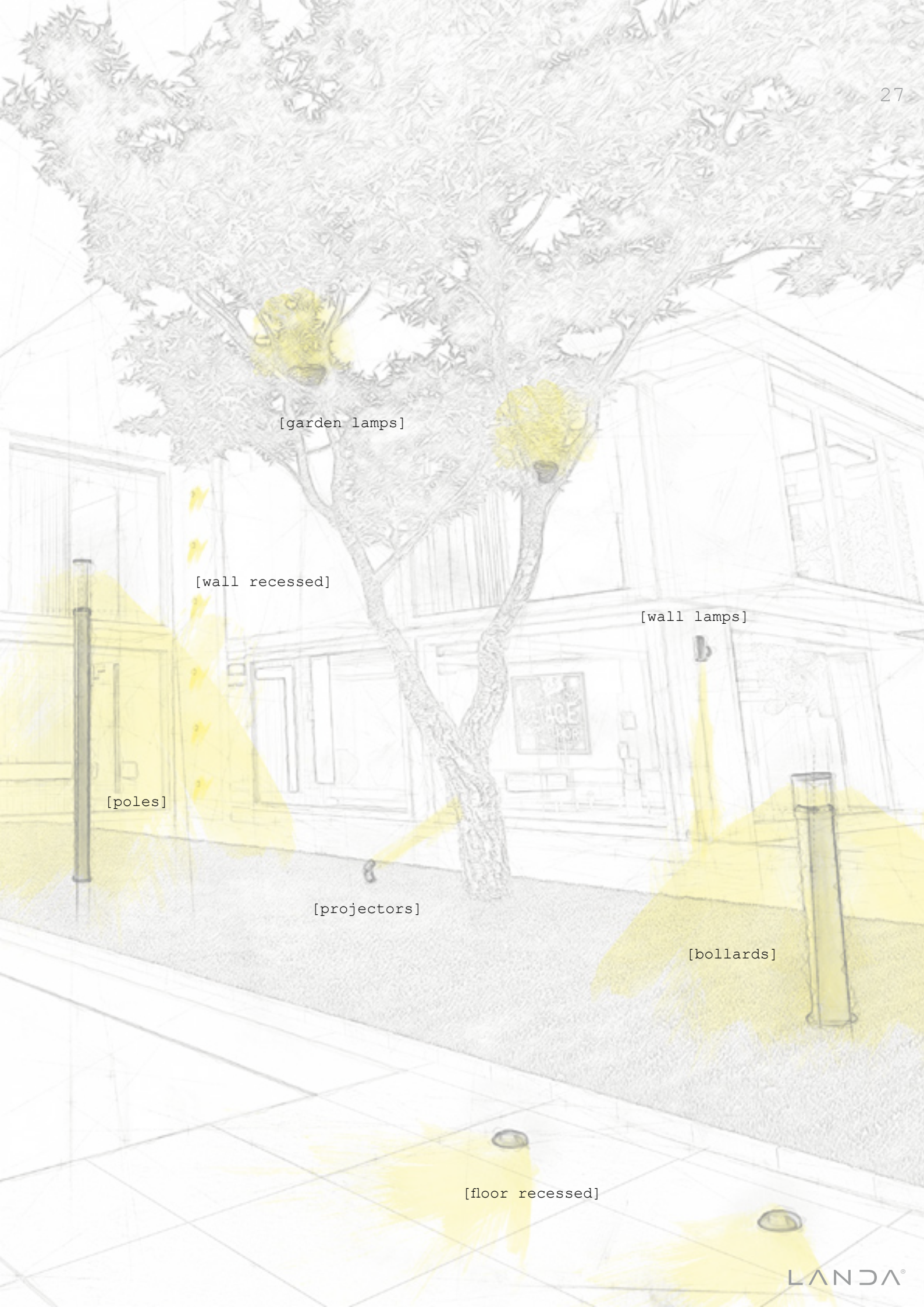
# products range



[pendants]

[ceiling recessed]

[ceiling lamps]



[garden lamps]

[wall recessed]


[wall lamps]

[poles]

[projectors]

[bollards]

[floor recessed]



made in  
italy

made in  
lumezzane

Lömedhane [løme'ðane]

**EN** Lumezzane, the production hub of the province of Brescia, is the place where all products come to life, starting from melting of metals up to the machining from solid and the drawing on the finished product.

A work culture, a typical ability of the territory where the company was established, and an essential characteristic for those who work in Landa, every day, to provide the market with the best lighting quality.

Ogni componente degli apparecchi Landa è pensato, sviluppato, ingegnerizzato e prodotto **esclusivamente in Italia. A Lumezzane.**

**EN** *Each component of the Landa luminaires is completely designed, developed, engineered and manufactured in Italy. In Lumezzane.*

**Lumezzane, patria produttiva della provincia bresciana,** è il luogo in cui tutti i prodotti hanno vita, partendo dalla fusione del metallo, fino alla lavorazione dal pieno e al lavoro di trafilatura sul prodotto finito.

Una **cultura del fare**, una capacità tipica del territorio di nascita dell'azienda, e una caratteristica imprescindibile per chi lavora in Landa, ogni giorno, per fornire al mercato la miglior qualità illuminotecnica.



# tech- nology

CRI elevato

Il **CRI elevato** (alto indice di resa cromatica) assicura un **perfetto output luminoso** in ideale simbiosi con la luce naturale.

**EN** *The high CRI (color rendering index) ensures perfect light output in ideal symbiosis with natural light.*

Gli apparecchi outdoor Landa oltre ad avere un indice di protezioni IP65/67, caratteristica che li rende praticamente immuni ad agenti atmosferici e traumi dovuti a intemperie e condizioni esterne, garantiscono **una tecnologia e una qualità della luce elevatissime**.

**EN** *Landa outdoor luminaires are characterized by an IP65/67 protection index, that makes them resistant to atmospheric agents and damages due to bad weather and external conditions, and offer extremely high technology and light quality.*



## Sicurezza

**Ideati e prodotti secondo le normative vigenti** in ottica di **longevità e sicurezza**, gli apparecchi Landa nascono specificatamente per gli ambienti outdoor. Il **vetro temprato** dallo spessore minimo di 6 mm garantisce la massima **resistenza agli urti** e ad eventuali atti vandalici con una resistenza meccanica adeguata al tipo di applicazione.

**EN** *Designed and produced in accordance with current standards for duration and safety, Landa luminaires are specifically designed for outdoor environments. The tempered glass of min. 6 mm thickness guarantees maximum resistance to shocks and possible vandalism with a mechanical resistance suitable for the type of application.*



## Durata nel tempo

Strutture in alluminio perfette per le applicazioni outdoor; gli apparecchi Landa **resistono all'ossidazione attraverso degli specifici trattamenti** appositamente messi a punto nei propri laboratori di ricerca, **rispettando l'ambiente e garantendo una sempre maggior durata nel tempo**. Solo in questo modo si possono **ridurre al minimo gli interventi di manutenzione** durante la vita dell'apparecchio illuminante.

**EN** *Aluminum structures perfect for outdoor applications; Landa luminaires resist oxidation through specific treatments specially developed in its own research laboratories, respecting the environment and guaranteeing an ever increasing duration over time. This allows minimizing maintenance operations during the luminaire life.*





# light control & the perfect beam

Tecnologia LED avanzata, una luce precisa e tecnologica: una luce perfetta.

Gli apparecchi presentano una gamma ampissima di ottiche per ogni applicazione e tipologia di installazione. Apparecchi dai fasci wide, flood e spot, o asimmetrici e una completa gamma di pali da terra ideali per ogni tipo di illuminazione.

Ad ogni ambiente, la luce più adeguata.

**EN** *Advanced LED technology, precise and technological light means perfect light.*

*The luminaires offer a very wide range of optics for any application and type of installation.*

*Luminaires with wide, flood and spot beams or asymmetrical optics, and a complete range of ground poles ideal for any type of lighting.*

*For each environment, the most appropriate light.*

Un'illuminazione ragionata, in grado di dialogare con il giorno, la notte e con i cambiamenti cromatici della luce naturale.

La possibilità di controllare e gestire in modo intelligente queste variazioni è una caratteristica imprescindibile, all'interno di un ambiente, e lo è ancora di più all'esterno, spazio dove luce artificiale e naturale sono in continuo dialogo e contrasto.

**EN** *A reasoned lighting able to dialogue with the day, the night and with the chromatic changes of natural light.*

*The possibility of controlling and managing these variations in an intelligent way is an essential feature for the interior and even more so for the exterior, a space where artificial and natural light are in continuous dialogue and contrast.*





italian lighting  
for outdoor aesthetics



GARDEN LAMPS

Magia  
di luce.

[The magic of light.]

i-lantern

design by Landa R&D





# i-lantern

Una gabbia interattiva per ghermire la luce, I-Lantern nella variante garden lamp ha una forte personalità, una regia luminosa con fascio diffuso dal cuore potente 10 W. Una fusione estetica che vive in parallelo a un design minimal per declinarsi in molteplici possibili installazioni outdoor in parchi e giardini.

I-Lantern portable è dotato di una maniglia in cuoio color rosso adatta a spostare e posizionare l'apparecchio nella locazione desiderata.

Il telaio portante misura 150 x 150 x h 300 mm, è realizzato in alluminio estruso ed è personalizzabile in quattro finiture realizzate tramite verniciatura a polveri, graphite, oxide, white e black. La luce suggestiva di I-Lantern è enfatizzata da un diffusore opale in policarbonato, l'emissione luminosa è diffusa, disponibile anche nella versione ricaricabile con un'autonomia di 3 ore alla massima potenza.

Possibilità di gestione e dimmerazione via Bluetooth su richiesta.

**EN** *An interactive cage to seize the light, I-Lantern in the garden lamp version has a strong personality, a light direction with a diffused beam with a powerful 10 W heart.*

*An aesthetic fusion which lives in parallel with a minimal design available in a wide range of possible outdoor installations in parks and gardens.*

*The portable I-Lantern is fitted with a red leather handle, suitable for moving and positioning the device in its desired location.*

*The carrying frame measures 150 x 150 x h 300 mm, is made in extruded aluminium and can be customised in four finishes made by powder coating, graphite, oxide, white and black. The alluring light of I-Lantern is enhanced by an opal, polycarbonate diffuser, the beam is diffused, available also in the re-chargeable and self-feeding version with autonomy of 3 hours at the maximum power.*

*Possibility of management and dimming via Bluetooth on request.*

**CE EAC**

**I-LANTERN | WALL LAMP > 230**

**I-LANTERN | BOLLARD > 568**

**I-LANTERN | POLE > 652**





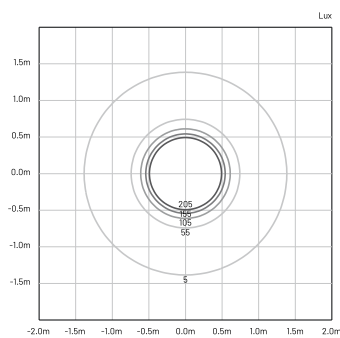
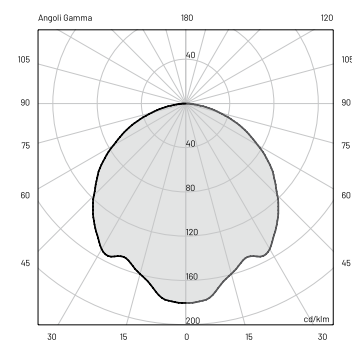
# i-lantern | 10W

DIFFUSE



## TECHNICAL SPECIFICATIONS

Source lamp	LED 10 W
Total wattage	12.5 W
Voltage	220-240 Vac, 50-60Hz
Control	On/Off
Light colour	3000 K
Luminous flux *Source flux	700 lm (1360 lm*)
Luminous efficacy	56 lm/W
McADAM steps	3
Beam	diffuse
CRI	> 90
Life time	L70 > 50.000 h Ta 40°C
Energy efficiency class	A++
IP rating	IP 65 (schuko plug IP44)
IK rating	IK 08
Insulation class	III
Note	Cable c/w schuko-CEE 7/4 - type F plug



## MATERIALS

Body	Die-cast aluminium EN47100 and extruded aluminium EN-AW6060*
Diffuser	Opal polycarbonate
Finishing	Polyester powder paint

\* the portable version has a red leather handle  
with chromed elements

## ORDER CODE

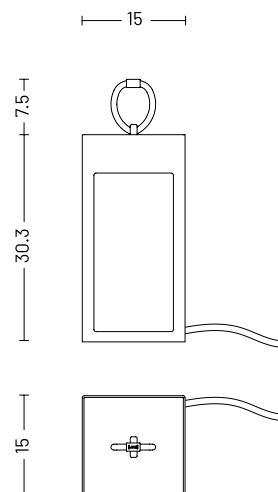
LN70PORDHB10\_

Finishing

L	Graphite	●
V	Oxide	●
U	White	○
G	Black	●

Example

LN70PORDHB10L



## INCLUDED ACCESSORIES

Code	Description	Page
-	2.5 m length cable H05RN-F	-



DIFFUSE



### TECHNICAL SPECIFICATIONS

	<b>DIFFUSE (RECHARGEABLE)</b>
Source lamp	LED 4 W
Total wattage	4 W
Voltage	-
Control	On/Off
Light colour	3000 K
Luminous flux *Source flux	220 lm (440 lm*)
Luminous efficacy	55 lm/W
McADAM steps	3
Beam	diffuse
CRI	> 90
Life time	-
Energy efficiency class	-
IP rating	IP 65
IK rating	IK 08
Insulation class	III
	charging port: USB TYPE-C 5 Vdc - 1A
	3 steps touch control:
	• off
	• half power (7 h of light)
	• full power (3 h of light)
Note	

## MATERIALS

Body	Die-cast aluminium EN47100 and extruded aluminium EN-AW6060*
Diffuser	Opal polycarbonate
Finishing	Polyester powder paint

\* the portable version has a red leather handle  
with chromed elements

## ORDER CODE

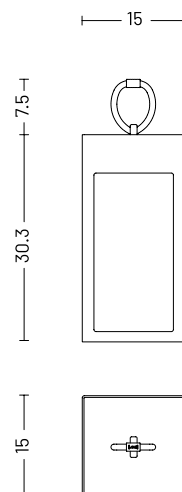
LN70PORDHB40\_

Finishing

L	Graphite	●
V	Oxide	●
U	White	○
G	Black	●

Example

LN70PORDHB40L



## INCLUDED ACCESSORIES

Code	Description	Page
-	3.7 Vdc Li-Ion battery	-

## AVAILABLE ACCESSORIES

Code	Description	Page
0409BT051	5 Vdc - 3A Universal USB TYPE-C Charger	703



Natura  
e luce.

[Nature and light.]

nest

design by Landa R&D





# nest

Unexpected product LANDA, Nest si ispira alla natura. Apparecchio illuminante con grado di protezione IP65, adatto ad illuminare chiome di alberi e siepi in spazi verdi pubblici e privati.

La luce di Nest, con temperatura colore 3000 K e emissione diffusa con potenza 8 W, valorizza al massimo le applicazioni con la minima artificialità.

Il corpo dissipante in alluminio realizzato con lavorazione CNC è unito al telaio in acciaio, sul quale si sviluppa l'intreccio di rami di salice.

Successivamente la parte in legno naturale è sottoposta a un trattamento di verniciatura alle nanoparticelle, per la massima resistenza agli agenti atmosferici.

La gamma è disponibile in due diverse dimensioni: Ø 170 x h 110 mm e Ø 235 x h 130 mm.

**EN** *An unexpected LANDA product, Nest takes its inspiration from nature.*

*A luminaire with IP65 protection level, suitable for lighting the branches of trees and hedges in public and private gardens.*

*Nest's light, with a colour temperature of 3000 K and diffused beam with a power of 8 W, enhances applications to the maximum with minimum artificiality.*

*The dissipating CNC-machined aluminium body is fixed to the steel frame, on which the web of willow branches develops.*

*At a later stage, the part in natural wood undergoes a nano-particle varnishing treatment to provide maximum resistance to atmospheric agents. The range is available in two different sizes: Ø 170 x h 110 mm and Ø 235 x h 130 mm.*

**CE EAC**

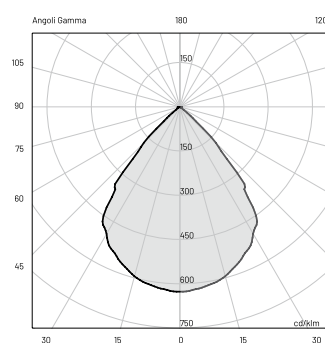






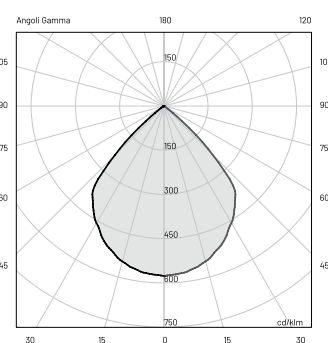
### TECHNICAL SPECIFICATIONS

	DIFFUSE • Ø 170 MM	DIFFUSE • Ø 235 MM
Source lamp	LED 8 W	LED 8 W
Total wattage	8 W	8 W
Voltage	220-240 Vac, 50-60Hz	220-240 Vac, 50-60Hz
Control	On/Off	On/Off
Light colour	3000 K	3000 K
Luminous flux *Source flux	175 lm (640 lm*)	190 lm (640 lm*)
Luminous efficacy	22 lm/W	24 lm/W
McADAM steps	3	3
Beam	Diffuse	Diffuse
CRI	> 90	> 90
Life time	L70 > 50.000 h Ta 40°C	L70 > 50.000 h Ta 40°C
Energy efficiency class	A++	A++
IP rating	IP 65	IP 65
IK rating	IK 08	IK 08
Insulation class	I	I



#### E (LUX)

H (m)	lux (3000 K)	Ø (m)
1.00	122	0.86
2.00	30	1.71
3.00	14	2.57
4.00	8	3.43
5.00	5	4.28



#### E (LUX)

H (m)	lux (3000 K)	Ø (m)
1.00	122	0.94
2.00	30	1.89
3.00	14	2.83
4.00	8	3.78
5.00	5	4.72

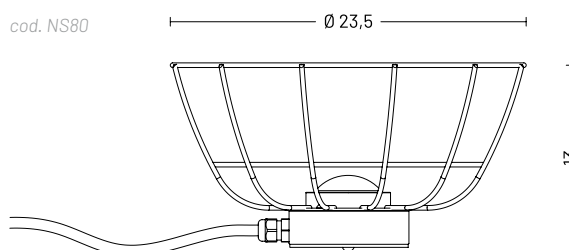
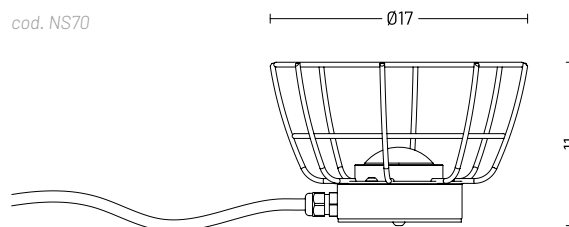
## MATERIALS

Body	Welded steel frame, aluminium heatsink
Diffuser	Opal polycarbonate
Finishing	Braided willow with nanoparticle painting

## ORDER CODE

NS\_0 000 D H B 10 G

Diameter	7	Ø 170 mm
	8	Ø 235 mm
Example	NS 7 0 000 D H B 10 G	



## INCLUDED ACCESSORIES

Code	Description	Page
0404M010	Single connection IP68	712
-	Tree rope	712
-	2 m length cable H05RN-F	-

## AVAILABLE ACCESSORIES

Code	Description	Page
01083020000V	NS70 debris protection kit	712
01083030000V	NS80 debris protection kit	712









FLOOR RECESSED



Forza  
irresistibile.

[Irresistible strength.]

car-go

design by Landa R&D





# car-go 50

Incasso da pavimentazione e/o da terreno, carrabile, progettato con estrema precisione per una corretta illuminazione di percorsi outdoor. Ideato per durare a lungo, Car-Go 50 ha un diametro di 50 mm ed è dotato di modulo LED con potenza da 3 W, emissione luminosa diffusa, con vetro temprato opale.

Disponibile in versione con temperatura colore 3000 K e su richiesta altre temperature colore e versione color change.

Un'illuminazione efficiente, un top di gamma tecnologico e dalle ottime performance installabile tramite controcassa in Nylon caricato fibra di vetro 30%, con profondità di installazione di 95 mm.

Car-go deve essere alimentato con driver elettronico remoto, su richiesta con possibilità di gestione DALI, 1-10 V, DMX.

**EN** *Recessed into the floor and/or designed driveways with extreme precision for a correct lighting of outdoor paths. Designed to last for a long time, Car-Go 50 has a diameter of 50 mm and is fitted with LED module with power of 3 W, diffused lighting emission, with opal tempered glass.*

*Available in 3000 K colour temperature and with other colour temperatures and colour change version on request.*

*Efficient lighting, a technological top of the range luminaire with excellent performances, installable using a 30% glass-fibre reinforced Nylon recessed box, with an installation depth of 95 mm.*

*Car-go must be powered by a remote electronic feeder, with DALI management possibility DALI, 1-10 V, DMX.*

**CE EAC**



max 20 km/h  
max 2000 kg



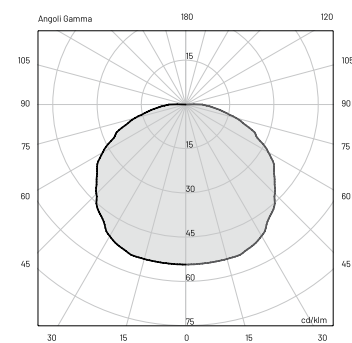
# car-go 50

| 3W

DIFFUSE

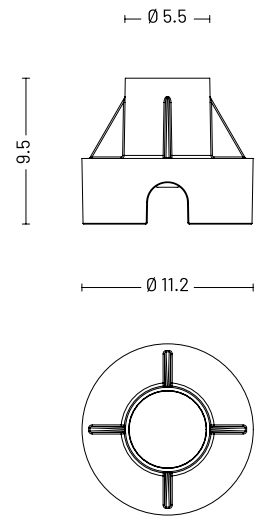
## TECHNICAL SPECIFICATIONS

	<b>DIFFUSE</b>
Source lamp	LED 3 W
Total wattage	3 W
Voltage	24 Vdc
Control	Power supply not included
Light colour	3000 K • other colours on request
Luminous flux *Source flux	70 lm (350 lm*)
Luminous efficacy	24 lm/W
McADAM steps	3
Beam	diffuse
CRI	> 90
Life time	L70 > 50.000 h Ta 40°C
Energy efficiency class	A++
IP rating	IP 67
IK rating	IK 10
Drive over	2000 kg • 20 km/h
Insulation class	III



### E (LUX)

H (m)	lux (3000 K)	Ø (m)
1.00	19	4.26
2.00	5	8.52
3.00	2	12.77
4.00	1	17.03
5.00	1	21.29



## MATERIALS

Body	Extruded aluminium EN AW6026
Diffuser	Opal glass
Finishing	Glass

## ORDER CODE

CG30IPTDHB7ZU

## INCLUDED ACCESSORIES

Code	Description	Page
-	1 m length cable -05RN-F	-
-	Housing box	695

## AVAILABLE ACCESSORIES

Code	Description	Page
00KCG.01	Recessed box adjusting kit	694
0303003	Glass lifting suction pad	694
0404M011	Single connection IP68	694
0404M019	Three-way connection box mini	694
0409BT014	Transformer _ 24 Vdc - 12 W	694
0409BT015	Transformer _ 24 Vdc - 25 W	695
0409BT016	Transformer _ 24 Vdc - 100 W	695



# car-go 80

Forma circolare con diametro di 80 mm e alto grado di efficienza luminosa disponibile con temperatura colore 3000 K (su richiesta altre temperature colore e versione color change) per Car-go 80, apparecchio da incasso pavimento carrabile estremamente resistente alle sollecitazioni meccaniche.

Il corpo in alluminio è realizzato mediante lavorazione CNC, ed è installabile tramite controcassa in Nylon caricato fibra di vetro 30%, con profondità di installazione di 95 mm.

Car-go 80 ha potenza 5 W, emissione luminosa diffusa, con vetro temprato opale.

Car-go deve essere alimentato con driver elettronico remoto, su richiesta con possibilità di gestione DALI, 1-10 V, DMX.

**EN** *Circular shape with diameter of 80 mm and high luminous efficiency available with 3000 K colour temperature (other colour temperatures and colour change version on request) for Car-go 80, recessed driveway floor luminaire extremely resistant to mechanical stress.*


*The aluminium body is CNC machined, and can be installed using a 30% glass-fibre reinforced Nylon recessed box, with 95 mm installation depth. Car-go 80 has a power of 5 W, diffused light emission, with opal tempered glass.*

*Car-go must be powered by a remote electronic feeder, with DALI management possibility DALI, 1-10 V, DMX.*

**CE EAC**



max 20 km/h  
max 2000 kg





# car-go 80

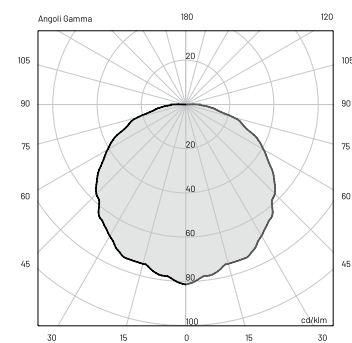
| 5W

DIFFUSE



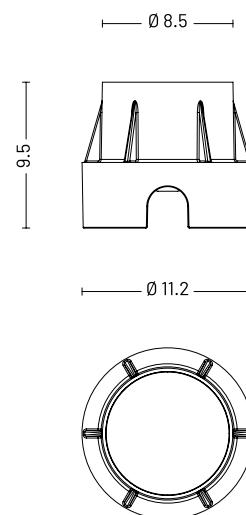
## TECHNICAL SPECIFICATIONS

	<b>DIFFUSE</b>
Source lamp	LED 5 W
Total wattage	5 W
Voltage	24 Vdc
Control	Power supply not included
Light colour	3000 K • other colours on request
Luminous flux *Source flux	155 lm (590 lm*)
Luminous efficacy	31 lm/W
McADAM steps	3
Beam	diffuse
CRI	> 90
Life time	L70 > 50.000 h Ta 40°C
Energy efficiency class	A++
IP rating	IP 67
IK rating	IK 10
Drive over	2000 kg • 20 km/h
Insulation class	III



### E (LUX)

H (m)	lux (3000 K)	Ø (m)
1.00	48	3.46
2.00	12	6.93
3.00	5	10.39
4.00	3	13.86
5.00	2	17.32



## MATERIALS

<i>Body</i>	Extruded aluminium EN AW6026
<i>Diffuser</i>	Opal glass
<i>Finishing</i>	Glass

## ORDER CODE

CG50IPTDHB7ZU

## INCLUDED ACCESSORIES

<i>Code</i>	<i>Description</i>	<i>Page</i>
-	1 m length cable -05RN-F	-
-	Housing box	696

## AVAILABLE ACCESSORIES

<i>Code</i>	<i>Description</i>	<i>Page</i>
00KCG.01	Recessed box adjusting kit	695
0303003	Glass lifting suction pad	695
0404M011	Single connection IP68	695
0404M019	Three-way connection box mini	695
0409BT014	Transformer _ 24 Vdc - 12 W	695
0409BT015	Transformer _ 24 Vdc - 25 W	695
0409BT016	Transformer _ 24 Vdc - 100 W	696



# car-go 125

Diametro 125 mm con profondità di incasso di 95 mm per Car-go 125.

Carrabile, ed estremamente resistente alle sollecitazioni e agli agenti atmosferici grazie alla finitura ottenuta tramite una verniciatura a polveri di poliestere, risulta avere un alto grado di resistenza agli impatti meccanici esterni.

Disponibile in versione con temperatura colore 3000 K e su richiesta altre temperature colore e versione color change. Potenza 8 W ed emissione luminosa diffusa, per un apparecchio dalle altissime performance.


Alimentato con driver elettronico remoto, su richiesta con possibilità di gestione DALI, 1-10 V, DMX.

**EN** *Diameter of 125 mm with 95 mm recessed depth for Car-go 125. Driveway, and extremely resistant to stresses and atmospheric agents thanks to the finish obtained through polyester powder-coated finish, giving a high level of resistance to external mechanical impacts. Available in 3000 K colour temperature version and other colour temperatures and colour change version on request. Power of 8 W and diffused light emission, for a luminaire with very high performances. Supplied with remote electronic feeders, with possibility of DALI management, 1-10 V, DMX.*

CE EAC



max 20 km/h  
max 2000 kg



# car-go 125

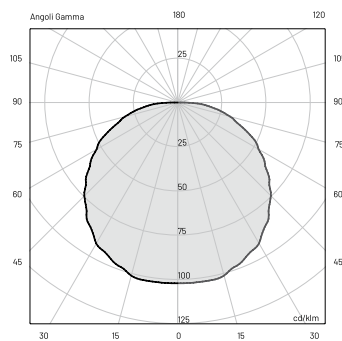
| 8W

DIFFUSE



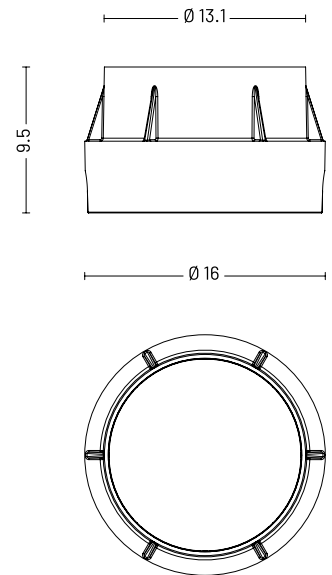
## TECHNICAL SPECIFICATIONS

	<b>DIFFUSE</b>
Source lamp	LED 8 W
Total wattage	8 W
Voltage	24 Vdc
Control	Power supply not included
Light colour	3000 K • other colours on request
Luminous flux *Source flux	320 lm (940 lm*)
Luminous efficacy	40 lm/W
McADAM steps	3
Beam	diffuse
CRI	> 90
Life time	L70 > 50.000 h Ta 40°C
Energy efficiency class	A++
IP rating	IP 67
IK rating	IK 10
Drive over	2000 kg • 20 km/h
Insulation class	III



### E (LUX)

H (m)	lux (3000 K)	Ø (m)
1.00	96	3.76
2.00	24	7.52
3.00	11	11.28
4.00	6	15.05
5.00	4	18.81



## MATERIALS

Body	Extruded aluminium EN AW6026
Diffuser	Opal glass
Finishing	Glass

## ORDER CODE

CG 60 IPT DH B 7 Z U

## INCLUDED ACCESSORIES

Code	Description	Page
-	1 m length cable -05RN-F	-
-	Housing box	697

## AVAILABLE ACCESSORIES

Code	Description	Page
00KCG.02	Recessed box adjusting kit	696
0303004	Glass lifting suction pad	696
0404M011	Single connection IP68	696
0404M019	Three-way connection box mini	696
0409BT014	Transformer _ 24 Vdc - 12 W	696
0409BT015	Transformer _ 24 Vdc - 25 W	696
0409BT016	Transformer _ 24 Vdc - 100 W	696









# car-go 200

Car-Go 200, per applicazioni da incasso pavimento carrabile, è un prodotto estremamente sicuro e longevo. Praticamente indistruttibile, è la scelta ideale per contesti applicativi in ambito pubblico e privato. L'apparecchio, di forma circolare diametro 200 mm, con potenza 12 W, vetro temprato opale ed emissione luminosa diffusa.

Disponibile in versione con temperatura colore 3000 K e su richiesta altre temperature colore e versione color change. Car-go 200 è installabile tramite controcassa in Nylon caricato fibra di vetro 30%, con profondità di installazione massima di 95 mm.

Car-go deve essere alimentato con driver elettronico remoto, su richiesta con possibilità di gestione DALI, 1-10 V, DMX.

**EN** Car-Go 200, for recessed floor driveway applications, is an extremely safe and long-lasting product. Practically indestructible, it is the ideal choice for public and private application contexts.

The luminaire with a circular shape and diameter of 200 mm, has a power of 12 W, tempered opal glass and diffused optics.

Available in 3000 K colour temperature version and other colour temperatures and colour change version on request.

Car-go 200 can be installed using a recessed box in 30% glass-fibre reinforced Nylon, with maximum installation depth of up to 95 mm.

Car-go must be powered by a remote electronic feeder, with DALI management possibility DALI, 1-10 V, DMX.

**CE EAC**



max 20 km/h  
max 2000 kg



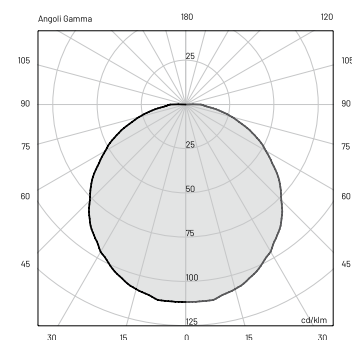
# car-go 200 | 12W

DIFFUSE



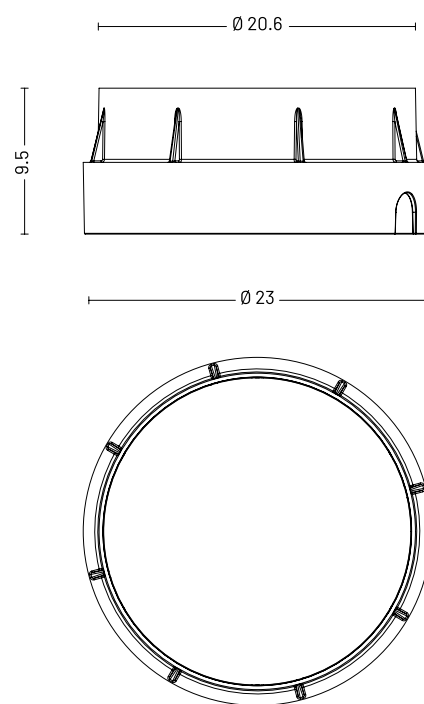
## TECHNICAL SPECIFICATIONS

	DIFFUSE
Source lamp	LED 12 W
Total wattage	12 W
Voltage	24 Vdc
Control	Power supply not included
Light colour	3000 K • other colours on request
Luminous flux *Source flux	490 lm (1400 lm*)
Luminous efficacy	41 lm/W
McADAM steps	3
Beam	diffuse
CRI	> 90
Life time	L70 > 50.000 h Ta 40°C
Energy efficiency class	A++
IP rating	IP 67
IK rating	IK 10
Drive over	2000 kg • 20 km/h
Insulation class	III



### E (LUX)

H (m)	lux (3000 K)	Ø (m)
1.00	156	3.20
2.00	39	6.40
3.00	17	9.60
4.00	10	12.80
5.00	6	16.00



## MATERIALS

<i>Body</i>	Extruded aluminium EN AW6026
<i>Diffuser</i>	Opal glass
<i>Finishing</i>	Glass

## ORDER CODE

CG 8 0 IPT D H B 7 Z U

## INCLUDED ACCESSORIES

<i>Code</i>	<i>Description</i>	<i>Page</i>
-	1 m length cable -05RN-F	-
-	Housing box	697

## AVAILABLE ACCESSORIES

<i>Code</i>	<i>Description</i>	<i>Page</i>
00KCG.03	Recessed box adjusting kit	697
0303004	Glass lifting suction pad	697
0404M011	Single connection IP68	697
0404M019	Three-way connection box mini	697
0409BT015	Transformer _ 24 Vdc - 25 W	697
0409BT016	Transformer _ 24 Vdc - 100 W	697



Il proiettore  
con incasso  
invisibile.

[The invisible recessed  
projector.]

mira 45 LT

design by Landa R&D



# mira 45 LT

Compendio di tecnica e funzionalità. Mira 45 LT è un proiettore ideale per installazioni ad incasso pavimento, disponibile con potenza 2 W e ottiche spot e flood. Una luce calda o fredda, in base alle necessità costruttive. Le finiture inox e bronze sono entrambe a disposizione del progettista per possibilità di installazione altamente performanti e versatili. Un apparecchio recessed dall'estetica tridimensionale, per una luce sistematica, precisa, adatta a tutti i camminamenti in ambienti esterni che lo necessitano. Disponibile anche per applicazioni a parete.

**EN** *A combination of technology and functionality. Mira 45 LT is an ideal projector for in-ground installations, available with 2 W power and spot and flood optics. A warm or cold light, depending on the construction requirements. The stainless steel and bronze finishes are both available to the designer for high performance and versatile installation possibilities. A recessed luminaire with 3D aesthetics, for systematic, precise lighting, suitable for all outdoor walkways. Also available for wall installation.*

CE EAC

MIRA 45 LT | WALL RECESSED > 162







# mira 45 LT | 2W

SPOT • FLOOD

## TECHNICAL SPECIFICATIONS

Source lamp

Total wattage

Voltage

Control

Light colour

Luminous flux  
\*\*Source flux

Luminous efficacy

McADAM steps

Beam

CRI

Life time

Energy efficiency class

IP rating

IK rating

Insulation class

### SPOT

LED 2 W

2 W

24 Vdc

Power supply not included •  
dimmable on request

3000 K • 4000 K • other colours on request

118 lm (160 lm\*\*) @ 3000 K  
118 lm (160 lm\*\*) @ 4000 K

59 lm/W @ 3000 K  
59 lm/W @ 4000 K

3

12°

> 90

L70 > 50.000 h Ta 40°C

A++

IP 66

IK 06

III

### FLOOD

LED 2 W

2 W

24 Vdc

Power supply not included •  
dimmable on request

3000 K • 4000 K • other colours on request

102 lm (160 lm\*) @ 3000 K  
102 lm (160 lm\*) @ 4000 K

51 lm/W @ 3000 K  
51 lm/W @ 4000 K

3

35°

> 90

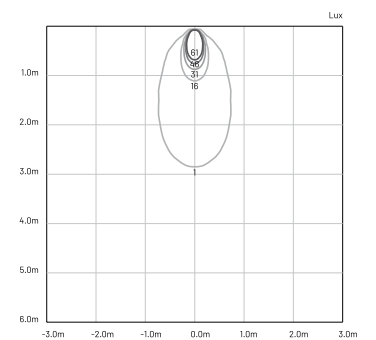
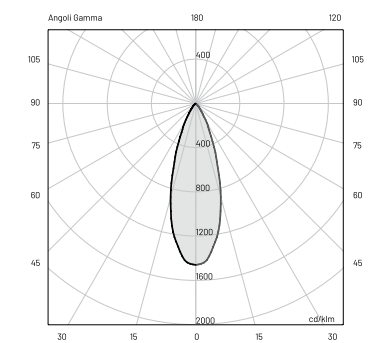
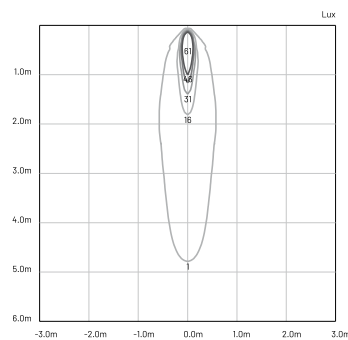
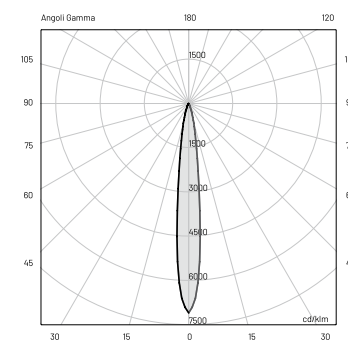
L70 > 50.000 h Ta 40°C

A++

IP 66

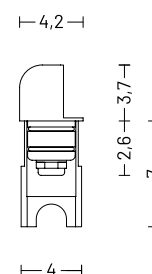
IK 06

III





## MATERIALS

Body	Extruded aluminium EN AW6060
Diffuser	Extra clear polycarbonate
Finishing	Anodized



## ORDER CODE

MI 2 0 000 \_ \_ B 7 Z \_

Finishing	1	Inox	
	2	Bronze	
Light colour	N	4000 K	
	H	3000 K	
Beam	S	Spot	
	F	Flood	

Example MI 2 0 000 S N B 7 Z 1

## INCLUDED ACCESSORIES

Code	Description	Page
-	1 m length cable -05RN-F	-
-	Housing box	708

## AVAILABLE ACCESSORIES

Code	Description	Page
0409BT014	Transformer _ 24 Vdc - 12 W	708
0409BT015	Transformer _ 24 Vdc - 25 W	708
0409BT016	Transformer _ 24 Vdc - 100 W	708
0409M009	Single connection IP68	708







La gamma  
dalle  
possibilità  
infinite.

[A range with infinite  
possibilities.]

mira

design by Landa R&D





# mira 45

Elegante, essenziale.

Un incasso invisibile, una gamma completa.

Mira 45 è una soluzione che può coprire qualsiasi esigenza, illuminando corridoi di accesso, vialetti e percorsi di camminamento di ogni tipo. 2 W la potenza, sette le ottiche disponibili - spot, flood, diffuse, 360°, 180°, 120° in versione singola, 120° con doppio fascio di luce e in variante quadrupla. Le due possibilità di finitura del corpo in alluminio estruso anodizzato, inox e bronze, aggiungono valore e possibilità espressive ad un prodotto iper resistente, grazie allo schermo in vetro temprato con uno spessore di 6 mm. Ottima qualità costruttiva per un incasso pavimento disponibile anche per installazione a parete.


**EN** *Elegant, essential.*

*An invisible recessed luminaire, a complete range.*

*Mira 45 is a solution that can meet any need, illuminating access corridors, paths and walkways of all kinds. 2 W power and seven optics available - spot, flood, diffuse, 360°, 180°, 120° single version, 120° with double light beam and quadruple version. The two finishing options, stainless steel and bronze, of the anodized extruded aluminum body add value and expressive possibilities to a hyper-resistant product, thanks to the 6 mm tempered glass screen. Excellent construction quality for a recessed floor installation, also available for wall installation.*

CE EAC







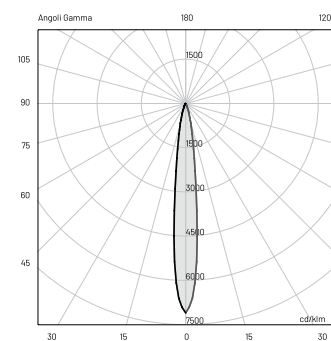
## mira 45

| 2W

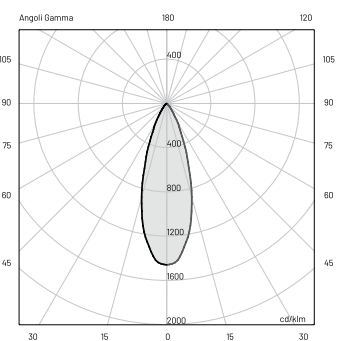
SINGLE SPOT • SINGLE FLOOD • SINGLE DIFFUSE

## TECHNICAL SPECIFICATIONS

	SINGLE SPOT	SINGLE FLOOD
Source lamp	LED 2 W	LED 2 W
Total wattage	2 W	2 W
Voltage	24 Vdc	24 Vdc
Control	Power supply not included • dimmable on request	Power supply not included • dimmable on request
Light colour	3000 K • 4000 K • other colours on request	3000 K • 4000 K • other colours on request
Luminous flux *Source flux	118 lm (160 lm*) @ 3000 K 118 lm (160 lm*) @ 4000 K	102 lm (160 lm*) @ 3000 K 102 lm (160 lm*) @ 4000 K
Luminous efficacy	59 lm/W @ 3000 K 59 lm/W @ 4000 K	51 lm/W @ 3000 K 51 lm/W @ 4000 K
McADAM steps	3	3
Beam	12°	35°
CRI	> 90	> 90
Life time	L70 > 50.000 h Ta 40°C	L70 > 50.000 h Ta 40°C
Energy efficiency class	A++	A++
IP rating	IP 67	IP 67
IK rating	IK 08	IK 08
Insulation class	III	III



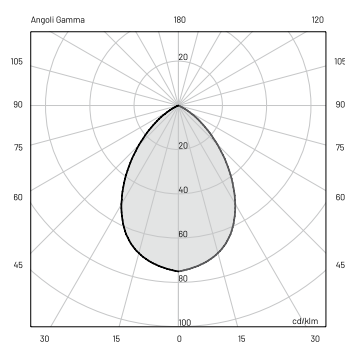
H (m)	E (LUX)		Ø (m)
	lux (3000 K)	lux (4000 K)	
1.00	1136	1136	0.2
2.00	284	284	0.4
3.00	126	126	0.6
4.00	71	71	0.9
5.00	45	45	1.1



H (m)	E (LUX)		Ø (m)
	lux (3000 K)	lux (4000 K)	
1.00	233	233	0.6
2.00	58	58	1.3
3.00	26	26	1.9
4.00	15	15	2.5
5.00	9	9	3.1

## TECHNICAL SPECIFICATIONS

	<b>SINGLE DIFFUSE</b>
Source lamp	LED 2 W
Total wattage	2 W
Voltage	24 Vdc
Control	Power supply not included • dimmable on request
Light colour	3000 K • 4000 K • other colours on request
Luminous flux *Source flux	17 lm (160 lm*) @ 3000 K 17 lm (160 lm*) @ 4000 K
Luminous efficacy	8.5 lm/W @ 3000 K 8.5 lm/W @ 4000 K
McADAM steps	3
Beam	80°
CRI	> 90
Life time	L70 > 50.000 h Ta 40°C
Energy efficiency class	A++
IP rating	IP 67
IK rating	IK 08
Insulation class	III



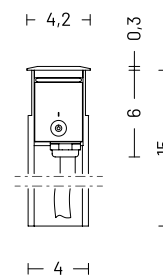
### E (LUX)

H (m)	lux (3000 K)	lux (4000 K)	Ø (m)
1.00	12	12	1.65
2.00	3	3	3.3
3.00	1	1	4.95
4.00	1	1	6.6
5.00	0	0	8.25





## MATERIALS

Body	Extruded aluminium EN AW6060
Diffuser	Extra clear or frosted tempered glass 6 mm
Finishing	Anodized



## ORDER CODE

MI 2 0 IPT \_ \_ B 7 Z \_

Finishing	1	Inox	
	2	Bronze	
Light colour	N	4000 K	
	H	3000 K	
Beam	S	Spot (extra clear glass)	
	F	Flood (extra clear glass)	
	D	Diffuse (frosted glass)	

Example MI 2 0 IPT S N B 7 Z 1

## INCLUDED ACCESSORIES

Code	Description	Page
-	1 m length cable -05RN-F	-
-	Housing box	709

## AVAILABLE ACCESSORIES

Code	Description	Page
0404M009	Single connection IP68	708
0409BT014	Transformer _ 24 Vdc - 12 W	708
0409BT015	Transformer _ 24 Vdc - 25 W	709
0409BT016	Transformer _ 24 Vdc - 100 W	709

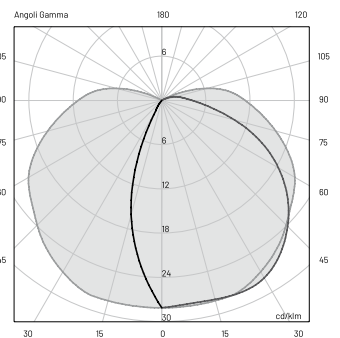
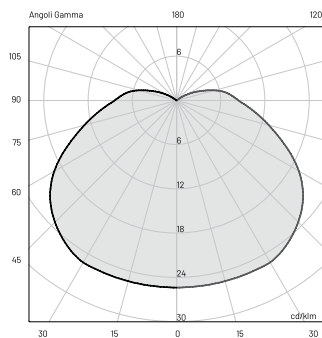
# mira 45 | 2W

360° • SINGLE 180° • SINGLE 120° • DOUBLE 120° • QUADRUPLE

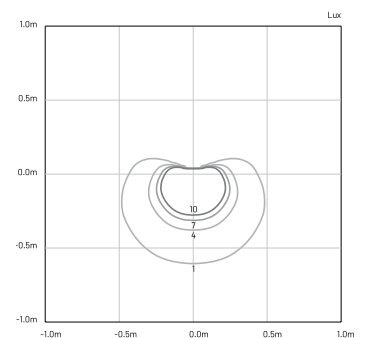


## TECHNICAL SPECIFICATIONS

	360°	SINGLE 180°
Source lamp	LED 2 W	LED 2 W
Total wattage	2 W	2 W
Voltage	24 Vdc	24 Vdc
Control	Power supply not included • dimmable on request	Power supply not included • dimmable on request
Light colour	3000 K • 4000 K • other colours on request	3000 K • 4000 K • other colours on request
Luminous flux *Source flux	20 lm (160 lm*) @ 3000 K 20 lm (160 lm*) @ 4000 K	14 lm (160 lm*) @ 3000 K 14 lm (160 lm*) @ 4000 K
Luminous efficacy	10 lm/W @ 3000 K 10 lm/W @ 4000 K	7 lm/W @ 3000 K 7 lm/W @ 4000 K
McADAM steps	3	3
Beam	360°	180°
CRI	> 90	> 90
Life time	L70 > 50.000 h Ta 40°C	L70 > 50.000 h Ta 40°C
Energy efficiency class	A++	A++
IP rating	IP 67	IP 67
IK rating	IK 08	IK 08
Insulation class	III	III

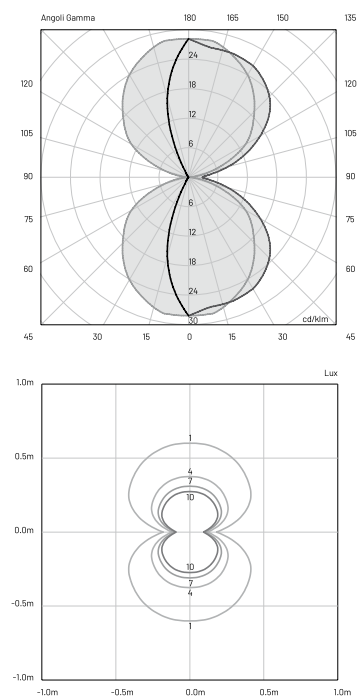
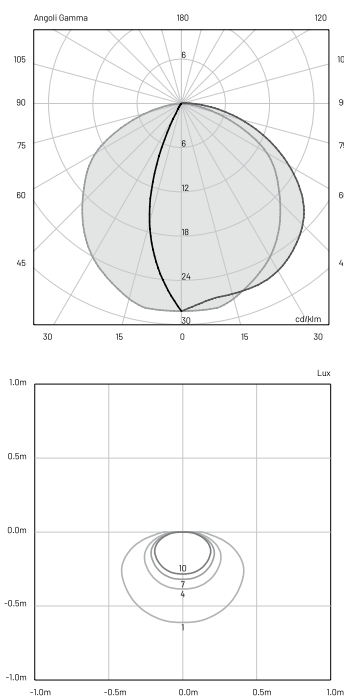


H (m)	E (LUX)		Ø (m)
	lux (3000 K)	lux (4000 K)	
1.00	4	4	7.9
2.00	1	1	15.8
3.00	0	0	23.7
4.00	0	0	31.6
5.00	0	0	39.5



**TECHNICAL SPECIFICATIONS**

	<b>SINGLE 120°</b>	<b>DOUBLE 120°</b>
Source lamp	LED 2 W	LED 2 W
Total wattage	2 W	2 W
Voltage	24 Vdc	24 Vdc
Control	Power supply not included • dimmable on request	Power supply not included • dimmable on request
Light colour	3000 K • 4000 K • other colours on request	3000 K • 4000 K • other colours on request
Luminous flux *Source flux	10 lm (160 lm*) @ 3000 K 10 lm (160 lm*) @ 4000 K	20 lm (160 lm*) @ 3000 K 20 lm (160 lm*) @ 4000 K
Luminous efficacy	5 lm/W @ 3000 K 5 lm/W @ 4000 K	10 lm/W @ 3000 K 10 lm/W @ 4000 K
McADAM steps	3	3
Beam	120°	120° / 120°
CRI	> 90	> 90
Life time	L70 > 50.000 h Ta 40°C	L70 > 50.000 h Ta 40°C
Energy efficiency class	A++	A++
IP rating	IP 67	IP 67
IK rating	IK 08	IK 08
Insulation class	III	III

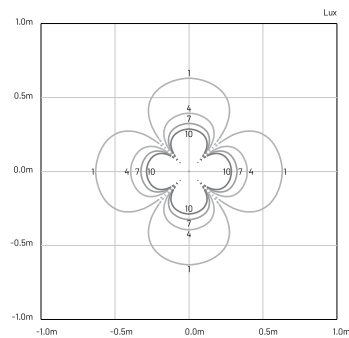
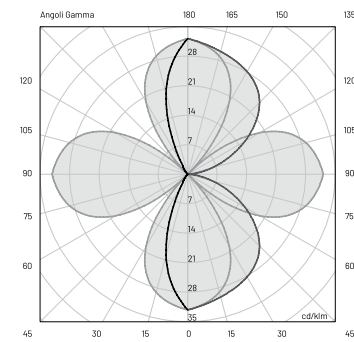


# mira 45 | 2W

360° • SINGLE 180° • SINGLE 120° • DOUBLE 120° •  
QUADRUPLE

## TECHNICAL SPECIFICATIONS

Source lamp	LED 2 W
Total wattage	2 W
Voltage	24 Vdc
Control	Power supply not included • dimmable on request
Light colour	3000 K • 4000 K • other colours on request
Luminous flux *Source flux	24 lm (160 lm*) @ 3000 K 24 lm (160 lm*) @ 4000 K
Luminous efficacy	12 lm/W @ 3000 K 12 lm/W @ 4000 K
McADAM steps	3
Beam	Quadruple
CRI	> 90
Life time	L70 > 50.000 h Ta 40°C
Energy efficiency class	A++
IP rating	IP 67
IK rating	IK 08
Insulation class	III





### MATERIALS

Body	<u>Extruded aluminium EN AW6060</u>
Diffuser	<u>Opal polycarbonate</u>
Finishing	<u>Anodized</u>

### ORDER CODE

**MI 2 0 IPT \_ \_ B 7 Z \_**

Finishing	1	Inox	
	2	Bronze	
Light colour	N	4000 K	
	H	3000 K	
Beam	X	360°	
	T	180°	
	V	120°	
	7	Double 120°	
	9	Quadruple	

Example MI 2 0 IPT X N B 7 Z 1

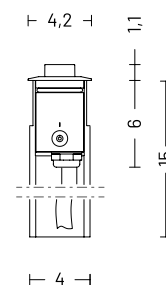
### INCLUDED ACCESSORIES

Code	Description	Page
-	1 m length cable -05RN-F	-
-	Housing box	709

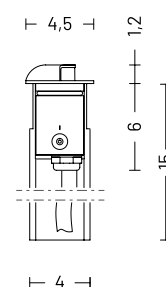
### AVAILABLE ACCESSORIES

Code	Description	Page
0404M009	Single connection IP68	708
0409BT014	Transformer _ 24 Vdc - 12 W	708
0409BT015	Transformer _ 24 Vdc - 25 W	709
0409BT016	Transformer _ 24 Vdc - 100 W	709

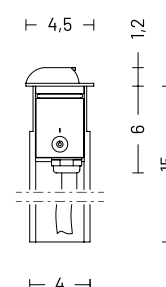
360°



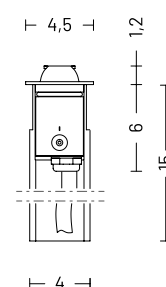
180°



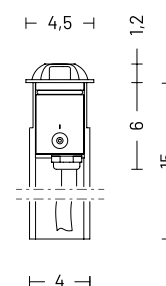
120°



double 120°



quadruple





# mira 65

Una gamma strutturata e ampia grazie alla grande disponibilità di ottiche e fasci di luce per Mira 65, apparecchio compatto e dall'estrema affidabilità fornito con potenza 5 o 6 W.

Mira è un incasso a pavimento che illumina percorsi con estrema precisione e, allo stesso tempo, il minimo impatto. La tecnica impiegata ha permesso di creare un prodotto perfetto per l'outdoor, resistente all'acqua e predisposto per una lunghissima durata nel tempo; lo speciale trattamento superficiale in anodizzazione, infatti, evita corrosione ed effetti di degrado provocati dalle condizioni estreme in cui può essere installato. Disponibile anche per applicazioni a parete, Mira 65 unisce tecnica ed estetica: l'alluminio estruso resistente alla corrosione offre possibilità di finitura inox e bronze, per una completa integrabilità visiva negli spazi circostanti.


**EN** A structured wide range with a great variety of optics and light beams. Mira 65 is a compact and very reliable luminaire supplied with 5 or 6 W power.

Mira is a recessed in-ground luminaire that illuminates paths with great precision as well as minimum impact. The applied technique has allowed creating a product that is perfect for outdoor use, water-resistant and long lasting; the special anodizing surface treatment, in fact, prevents corrosion and degradation caused by extreme conditions in the installation place.

Also available for wall installation, Mira 65 combines technique and aesthetics: corrosion-resistant extruded aluminum offers the possibility of a stainless steel and bronze finish, for complete visual integration in the surrounding spaces.

CE EAC





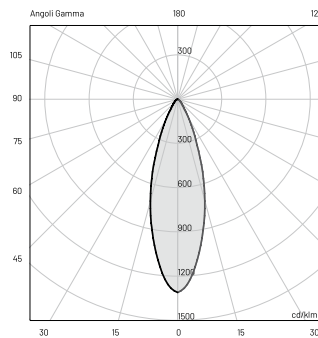
## mira 65

| 5W

SINGLE MEDIUM • SINGLE DIFFUSE

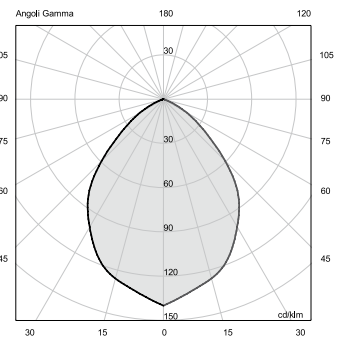
## TECHNICAL SPECIFICATIONS

	SINGLE MEDIUM	SINGLE DIFFUSE
Source lamp	LED 5 W	LED 5 W
Total wattage	5 W	5 W
Voltage	220-240 Vac, 50-60Hz	220-240 Vac, 50-60Hz
Control	On/Off • dimmable on request	On/Off • dimmable on request
Light colour	3000 K	3000 K
Luminous flux *Source flux	294 lm (400 lm*)	93 lm (400 lm*)
Luminous efficacy	59 lm/W	18.6 lm/W
McADAM steps	3	3
Beam	30°	90°
CRI	> 80	> 80
Life time	L70 > 50.000 h Ta 40°C	L70 > 50.000 h Ta 40°C
Energy efficiency class	A++	A++
IP rating	IP 67	IP 67
IK rating	IK 08	IK 08
Insulation class	II	II



## E (LUX)

H (m)	lux (3000 K)	Ø (m)
1.00	524	0.6
2.00	131	1.2
3.00	58	1.8
4.00	33	2.4
5.00	21	3

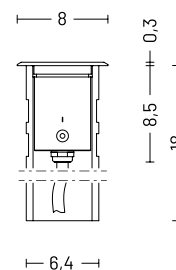


## E (LUX)

H (m)	lux (3000 K)	Ø (m)
1.00	56	1.8
2.00	14	3.5
3.00	6	5.3
4.00	3	7.1
5.00	2	8.9



## MATERIALS

<i>Body</i>	<u>Extruded aluminium EN AW6060</u>
<i>Diffuser</i>	<u>Extra clear or frosted tempered glass 8 mm</u>
<i>Finishing</i>	<u>Anodized</u>



## ORDER CODE

MI 3 0 IPT \_ H A 1 0 \_

Finishing	<u>1</u>	<u>Inox</u>	
	<u>2</u>	<u>Bronze</u>	
Beam	<u>M</u>	<u>Medium (extra clear glass)</u>	
	<u>D</u>	<u>Diffuse (frosted glass)</u>	

*Example*

MI 3 0 IPT M H A 1 0 1

## INCLUDED ACCESSORIES

<i>Code</i>	<i>Description</i>	<i>Page</i>
-	<u>1 m length cable H05RN-F</u>	-
-	<u>Housing box</u>	710

## AVAILABLE ACCESSORIES

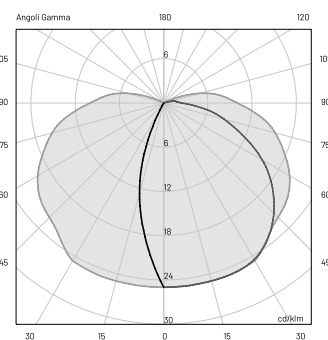
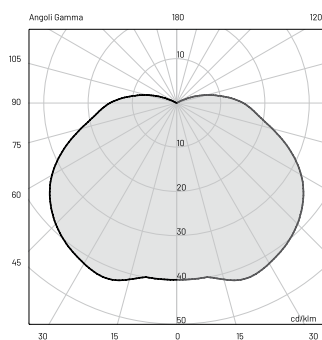
<i>Code</i>	<i>Description</i>	<i>Page</i>
<u>0404M009</u>	<u>Single connection IP68</u>	709

## mira 65

| 5W

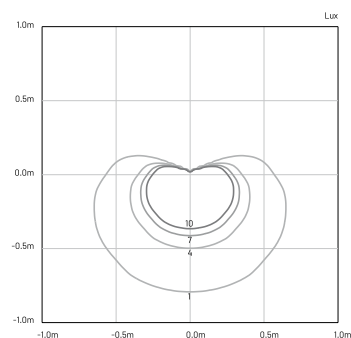
360° • SINGLE 180° • SINGLE 120° • DOUBLE 120° •  
QUADRUPLETECHNICAL  
SPECIFICATIONS

	360°	SINGLE 180°
Source lamp	LED 5 W	LED 5 W
Total wattage	5 W	5 W
Voltage	220-240 Vac, 50-60 Hz	220-240 Vac, 50-60 Hz
Control	On/Off • dimmable on request	On/Off • dimmable on request
Light colour	3000 K	3000 K
Luminous flux *Source flux	86 lm (400 lm*)	33 lm (400 lm*)
Luminous efficacy	17 lm/W	6.5 lm/W
McADAM steps	3	3
Beam	360°	180°
CRI	> 80	> 80
Life time	L70 > 50.000 h Ta 40°C	L70 > 50.000 h Ta 40°C
Energy efficiency class	A++	A++
IP rating	IP 67	IP 67
IK rating	IK 08	IK 08
Insulation class	II	II



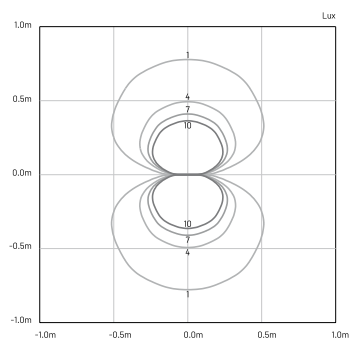
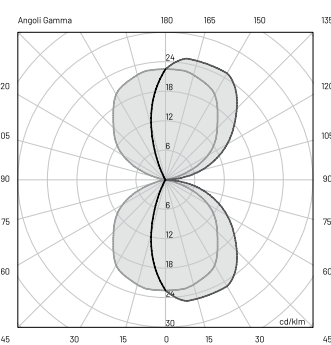
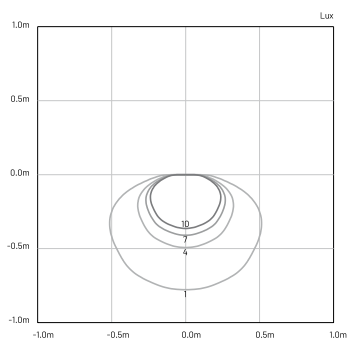
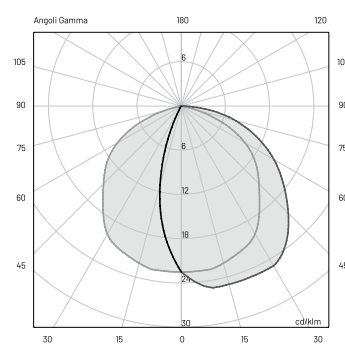
## E (LUX)

H (m)	lux (3000 K)	Ø (m)
1.00	16	8.4
2.00	4	16.8
3.00	2	25.2
4.00	1	33.6
5.00	1	42



## TECHNICAL SPECIFICATIONS

	<b>SINGLE 120°</b>	<b>DOUBLE 120°</b>
Source lamp	LED 5 W	LED 5 W
Total wattage	5 W	5 W
Voltage	220-240 Vac, 50-60 Hz	220-240 Vac, 50-60 Hz
Control	On/Off • dimmable on request	On/Off • dimmable on request
Light colour	3000 K	3000 K
Luminous flux *Source flux	21 lm (400 lm*)	42 lm (400 lm*)
Luminous efficacy	4 lm/W	8.5 lm/W
McADAM steps	3	3
Beam	120°	120° / 120°
CRI	> 80	> 80
Life time	L70 > 50.000 h Ta 40°C	L70 > 50.000 h Ta 40°C
Energy efficiency class	A++	A++
IP rating	IP 67	IP 67
IK rating	IK 08	IK 08
Insulation class	II	II



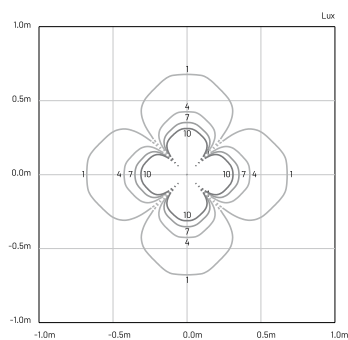
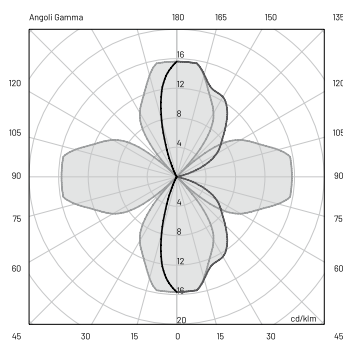
# mira 65 | 5W

360° • SINGLE 180° • SINGLE 120° • DOUBLE 120° •  
QUADRUPLE



## TECHNICAL SPECIFICATIONS

	<b>QUADRUPLE</b>
Source lamp	LED 5 W
Total wattage	5 W
Voltage	220-240 Vac, 50-60 Hz
Control	On/Off • dimmable on request
Light colour	3000 K
Luminous flux *Source flux	43 lm (400 lm*)
Luminous efficacy	8.5 lm/W
McADAM steps	3
Beam	Quadruple
CRI	> 80
Life time	L70 > 50.000 h Ta 40°C
Energy efficiency class	A++
IP rating	IP 67
IK rating	IK 08
Insulation class	II





**MATERIALS**

Body	<u>Extruded aluminium EN AW6060</u>
Diffuser	<u>Opal polycarbonate</u>
Finishing	<u>Anodized</u>

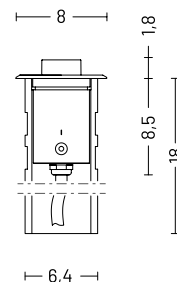
**ORDER CODE**

MI 3 0 IPT \_ H A 1 0 \_

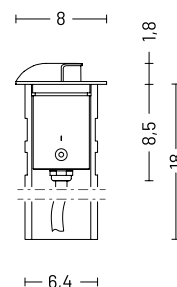
Finishing	1	Inox	
	2	Bronze	
Beam	X	360°	
	T	180°	
	V	120°	
	7	Double 120°	
	9	Quadruple	

Example MI 3 0 IPT X H A 1 0 1

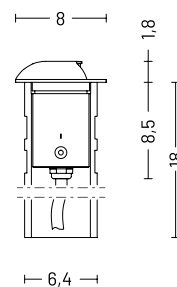
360°



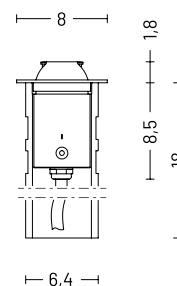
180°



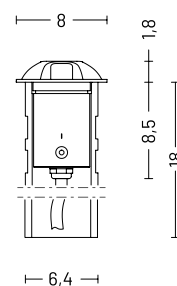
120°



double 120°



quadruple



**INCLUDED ACCESSORIES**

Code	Description	Page
-	1 m length cable H05RN-F	-
-	Housing box	710

**AVAILABLE ACCESSORIES**

Code	Description	Page
<b>0404M009</b>	Single connection IP68	709



# mira 65 | 5W

SINGLE SPOT • SINGLE FLOOD • SINGLE DIFFUSE

## TECHNICAL SPECIFICATIONS

Source lamp

Total wattage

Voltage

Control

Light colour

Luminous flux  
\*Source flux

Luminous efficacy

McADAM steps

Beam

CRI

Life time

Energy efficiency class

IP rating

IK rating

Insulation class

### SINGLE SPOT

LED 5 W

5 W

24 Vdc

Power supply not included •  
dimmable on request

3000 K • 4000 K • other colours on request

360 lm (480 lm\*) @ 3000 K  
360 lm (480 lm\*) @ 4000 K

72 lm/W @ 3000 K  
72 lm/W @ 4000 K

3

12°

> 90

L70 > 50.000 h Ta 40°C

A++

IP 67

IK 08

III

### SINGLE FLOOD

LED 5 W

5 W

24 Vdc

Power supply not included •  
dimmable on request

3000 K • 4000 K • other colours on request

310 lm (480 lm\*) @ 3000 K  
310 lm (480 lm\*) @ 4000 K

62 lm/W @ 3000 K  
62 lm/W @ 4000 K

3

40°

> 90

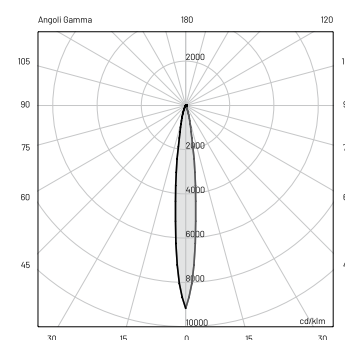
L70 > 50.000 h Ta 40°C

A++

IP 67

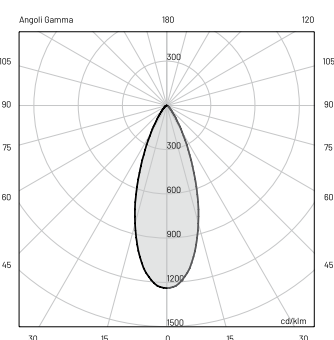
IK 08

III



### E (LUX)

H (m)	lux (3000 K)	lux (4000 K)	Ø (m)
1.00	4402	4402	0.2
2.00	1101	1101	0.4
3.00	489	489	0.6
4.00	275	275	0.8
5.00	176	176	1

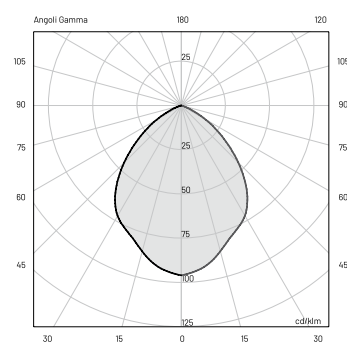


### E (LUX)

H (m)	lux (3000 K)	lux (4000 K)	Ø (m)
1.00	594	594	0.7
2.00	149	149	1.4
3.00	66	66	2.1
4.00	37	37	2.8
5.00	24	24	3.5

## TECHNICAL SPECIFICATIONS

	<b>SINGLE DIFFUSE</b>
Source lamp	LED 5 W
Total wattage	5 W
Voltage	24 Vdc
Control	Power supply not included • dimmable on request
Light colour	3000 K • 4000 K • other colours on request
Luminous flux *Source flux	88 lm (480 lm*) @ 3000 K 88 lm (480 lm*) @ 4000 K
Luminous efficacy	17.6 lm/W @ 3000 K 17.6 lm/W @ 4000 K
McADAM steps	3
Beam	90°
CRI	> 90
Life time	L70 > 50.000 h Ta 40°C
Energy efficiency class	A++
IP rating	IP 67
IK rating	IK 08
Insulation class	III



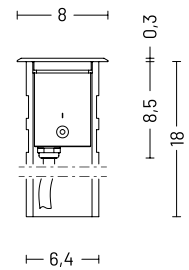
### E (LUX)

H (m)	lux (3000 K)	lux (4000 K)	∅ (m)
1.00	48	48	1.9
2.00	12	12	3.9
3.00	5	5	5.8
4.00	3	3	7.8
5.00	2	2	9.7





## MATERIALS

Body	Extruded aluminium EN AW6060
Diffuser	Extra clear or frosted tempered glass 8 mm
Finishing	Anodized



## ORDER CODE

MI 3 0 IPT \_ \_ B 7 Z \_

Finishing	1	Inox	
	2	Bronze	
Light colour	N	4000 K	
	H	3000 K	
Beam	S	Spot (extra clear glass)	
	F	Flood (extra clear glass)	
	D	Diffuse (frosted glass)	

Example MI 3 0 IPT **S** N B 7 Z 1

## INCLUDED ACCESSORIES

Code	Description	Page
-	1 m length cable -05RN-F	-
-	Housing box	709

## AVAILABLE ACCESSORIES

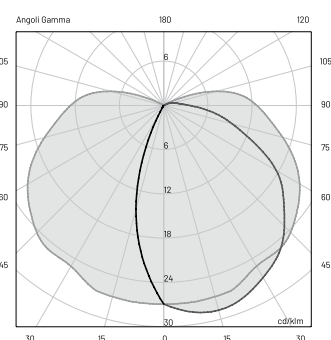
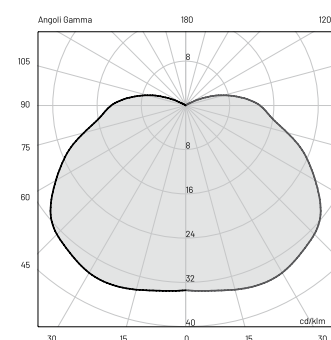
Code	Description	Page
0404M009	Single connection IP68	709
0409BT014	Transformer _ 24 Vdc - 12 W	709
0409BT015	Transformer _ 24 Vdc - 25 W	709
0409BT016	Transformer _ 24 Vdc - 100 W	709

# mira 65 | 5W

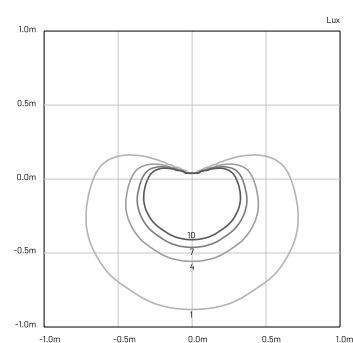
360° • SINGLE 180° • SINGLE 120° • DOUBLE 120° •  
QUADRUPLE

## TECHNICAL SPECIFICATIONS

	360°	SINGLE 180°
Source lamp	LED 5 W	LED 5 W
Total wattage	5 W	5 W
Voltage	24 Vdc	24 Vdc
Control	Power supply not included • dimmable on request	Power supply not included • dimmable on request
Light colour	3000 K • 4000 K • other colours on request	3000 K • 4000 K • other colours on request
Luminous flux *Source flux	95 lm (480 lm*) @ 3000 K 95 lm (480 lm*) @ 4000 K	45 lm (480 lm*) @ 3000 K 45 lm (480 lm*) @ 4000 K
Luminous efficacy	19 lm/W @ 3000 K 19 lm/W @ 4000 K	9 lm/W @ 3000 K 9 lm/W @ 4000 K
McADAM steps	3	3
Beam	360°	180°
CRI	> 90	> 90
Life time	L70 > 50.000 h Ta 40°C	L70 > 50.000 h Ta 40°C
Energy efficiency class	A++	A++
IP rating	IP 67	IP 67
IK rating	IK 08	IK 08
Insulation class	III	III

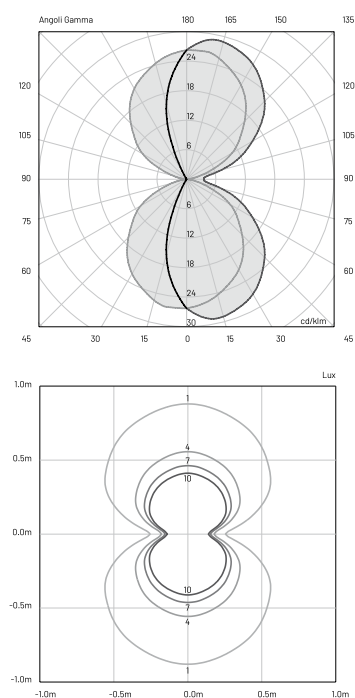
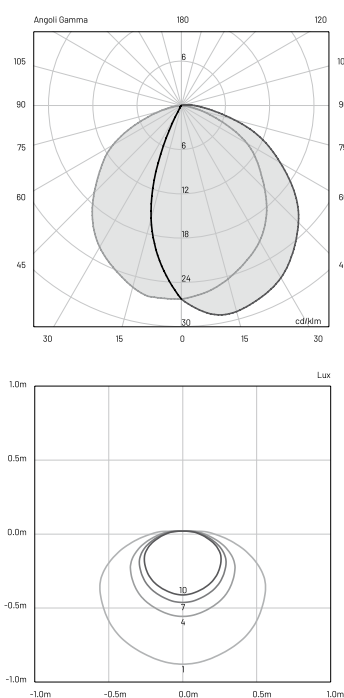


E (LUX)			
H (m)	lux (3000 K)	lux (4000 K)	Ø (m)
1.00	20	20	7.3
2.00	5	5	14.6
3.00	2	2	21.9
4.00	1	1	29.3
5.00	1	1	36.6



## TECHNICAL SPECIFICATIONS

	<b>SINGLE 120°</b>	<b>DOUBLE 120°</b>
Source lamp	LED 5 W	LED 5 W
Total wattage	5 W	5 W
Voltage	24 Vdc	24 Vdc
Control	Power supply not included • dimmable on request	Power supply not included • dimmable on request
Light colour	3000 K • 4000 K • other colours on request	3000 K • 4000 K • other colours on request
Luminous flux *Source flux	26 lm (480 lm*) @ 3000 K 26 lm (480 lm*) @ 4000 K	50 lm (480 lm*) @ 3000 K 50 lm (480 lm*) @ 4000 K
Luminous efficacy	5.2 lm/W @ 3000 K 5.2 lm/W @ 4000 K	10 lm/W @ 3000 K 10 lm/W @ 4000 K
McADAM steps	3	3
Beam	120°	120° / 120°
CRI	> 90	> 90
Life time	L70 > 50.000 h Ta 40°C	L70 > 50.000 h Ta 40°C
Energy efficiency class	A++	A++
IP rating	IP 67	IP 67
IK rating	IK 08	IK 08
Insulation class	III	III



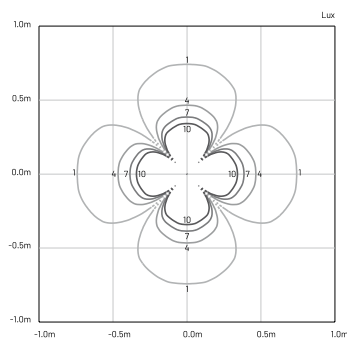
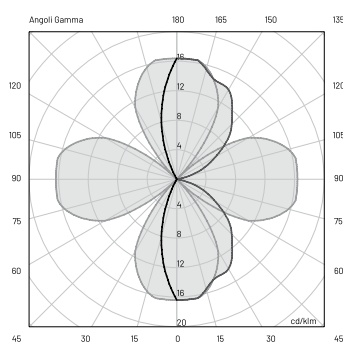
# mira 65 | 5W

360° • SINGLE 180° • SINGLE 120° • DOUBLE 120° •  
QUADRUPLE



## TECHNICAL SPECIFICATIONS

	<b>QUADRUPLE</b>
Source lamp	LED 5 W
Total wattage	5 W
Voltage	24 Vdc
Control	Power supply not included • dimmable on request
Light colour	3000 K • 4000 K • other colours on request
Luminous flux *Source flux	49 lm (480 lm*) @ 3000 K 49 lm (480 lm*) @ 4000 K
Luminous efficacy	9.8 lm/W @ 3000 K 9.8 lm/W @ 4000 K
McADAM steps	3
Beam	Quadruple
CRI	> 90
Life time	L70 > 50.000 h Ta 40°C
Energy efficiency class	A++
IP rating	IP 67
IK rating	IK 08
Insulation class	III





**MATERIALS**

Body	<u>Extruded aluminium EN AW6060</u>
Diffuser	<u>Opal polycarbonate</u>
Finishing	<u>Anodized</u>

**ORDER CODE**

MI 3 0 IPT \_ \_ B 7 Z \_

Finishing	1	Inox	
	2	Bronze	
Light colour	N	4000 K	
	H	3000 K	
Beam	X	360°	
	T	180°	
	V	120°	
	7	Double 120°	
	9	Quadruple	

Example MI 3 0 IPT X N B 7 Z 1

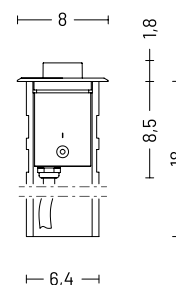
**INCLUDED ACCESSORIES**

Code	Description	Page
-	1 m length cable -05RN-F	-
-	Housing box	709

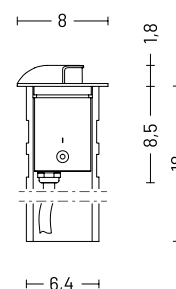
**AVAILABLE ACCESSORIES**

Code	Description	Page
0404M009	Single connection IP68	709
0409BT014	Transformer _ 24 Vdc - 12 W	709
0409BT015	Transformer _ 24 Vdc - 25 W	709
0409BT016	Transformer _ 24 Vdc - 100 W	709

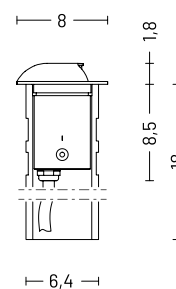
360°



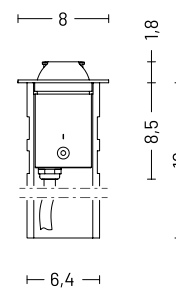
180°



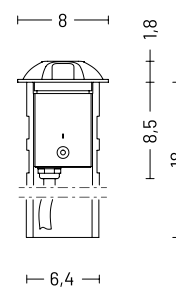
120°



double 120°



quadruple





# mira 150

Spot, medium e wide flood per i 10 W di potenza di Mira 150.

Robusto e affidabile, si tratta del classico dei classici reso completo da una tecnologia avanzata tutta firmata Landa. Un incasso a pavimento con ottiche altamente performanti che ne ampliano la gamma, grazie alla loro intercambiabilità. Il corpo in alluminio pressofuso con lega EN47100 ha un anello inox AISI 316L.

Il vetro extra chiaro con spessore 12 mm rende Mira 150 praticamente indistruttibile.

**EN** Spot, medium and wide flood for the 10 W power of Mira 150.

Robust and reliable, it is the classic of the classics enhanced by the advanced technology by Landa. A recessed floor lamp with high performance optics that expand the range, thanks to their interchangeability. The die-cast aluminum body, with EN47100 alloy, has an AISI 316L stainless steel frame.

The extra-clear 12 mm thick glass makes Mira 150 practically indestructible.

CE EAC



max 20 km/h  
max 2000 kg



## mira 150

| 10W

SPOT • MEDIUM • WIDE FLOOD

## TECHNICAL SPECIFICATIONS

Source lamp

Total wattage

Voltage

Control

Light colour

Luminous flux  
\*Source flux

Luminous efficacy

McADAM steps

Beam

CRI

Life time

Energy efficiency class

IP rating

IK rating

Drive over

Insulation class

## SPOT

LED 10 W

12.5 W

220-240 Vac, 50-60 Hz

On/Off • dimmable on request

3000 K • 4000 K • other colours on request

1144 lm (1300 lm\*) @ 3000 K  
1144 lm (1300 lm\*) @ 4000 K91.5 lm/W @ 3000 K  
91.5 lm/W @ 4000 K

3

18°

&gt; 90

L70 &gt; 50.000 h Ta 40°C

A++

IP 67

IK 10

2000 kg • 20 km/h

I

## MEDIUM

LED 10 W

12.5 W

220-240 Vac, 50-60 Hz

On/Off • dimmable on request

3000 K • 4000 K • other colours on request

1128 lm (1300 lm\*) @ 3000 K  
1128 lm (1300 lm\*) @ 4000 K90 lm/W @ 3000 K  
90 lm/W @ 4000 K

3

33°

&gt; 90

L70 &gt; 50.000 h Ta 40°C

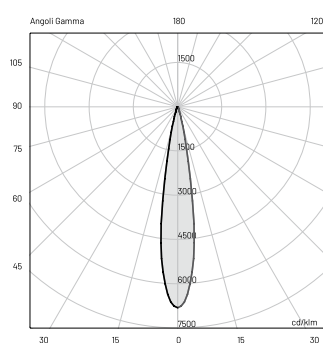
A++

IP 67

IK 10

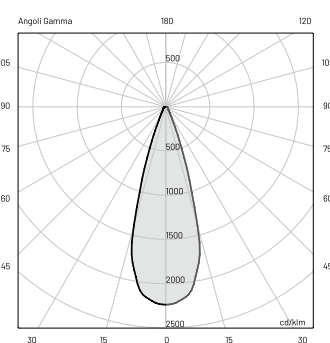
2000 kg • 20 km/h

I



## E (LUX)

H (m)	lux (3000 K)	lux (4000 K)	∅ (m)
1.00	8850	8850	0.3
2.00	2212	2212	0.6
3.00	983	983	0.9
4.00	553	553	1.2
5.00	345	345	1.6



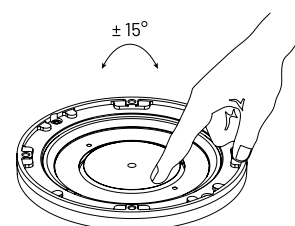
## E (LUX)

H (m)	lux (3000 K)	lux (4000 K)	∅ (m)
1.00	2905	2905	0.6
2.00	726	726	1.1
3.00	323	323	1.8
4.00	182	182	2.4
5.00	116	116	3

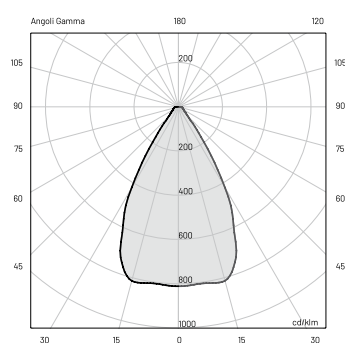
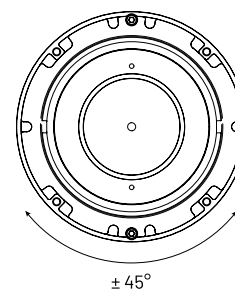
## TECHNICAL SPECIFICATIONS

	<b>WIDE FLOOD</b>
Source lamp	LED 10 W
Total wattage	12.5 W
Voltage	220-240 Vac, 50-60 Hz
Control	On/Off • dimmable on request
Light colour	3000 K • 4000 K • other colours on request
Luminous flux *Source flux	1144 lm (1300 lm*) @ 3000 K 1144 lm (1300 lm*) @ 4000 K
Luminous efficacy	91.5 lm/W @ 3000 K 91.5 lm/W @ 4000 K
McADAM steps	3
Beam	60°
CRI	> 90
Life time	L70 > 50.000 h Ta 40°C
Energy efficiency class	A++
IP rating	IP 67
IK rating	IK 10
Drive over	2000 kg • 20 km/h
Insulation class	I

vertical orientation



horizontal orientation




### E (LUX)

H (m)	lux (3000 K)	lux (4000 K)	Ø (m)
1.00	1054	1054	1.2
2.00	264	264	2.3
3.00	117	117	3.5
4.00	66	66	4.7
5.00	42	42	5.9



## MATERIALS

Body	Die-cast aluminium EN47100
Diffuser	Extra clear tempered glass 12 mm
Finishing	Inox AISI 316L 

## ORDER CODE

MI 70 IP \_ \_ B 10 Z

Light colour	N	4000 K
	H	3000 K
Beam	S	Spot
	M	Medium
	W	Wide flood
Model	2	Round frame
	3	Round frame for flush-mounted installation
	4	Square frame
	Example	MI 70 IP2 S N B 10 Z

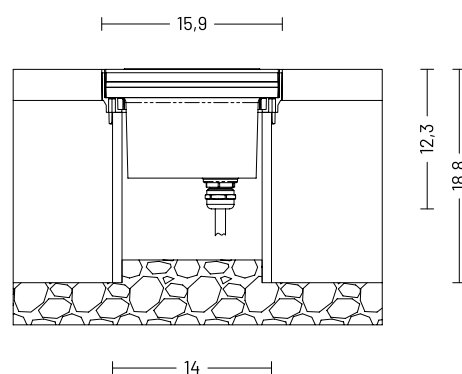
## INCLUDED ACCESSORIES

Code	Description	Page
-	2 m length cable H07RN-F	-
-	Housing box	710

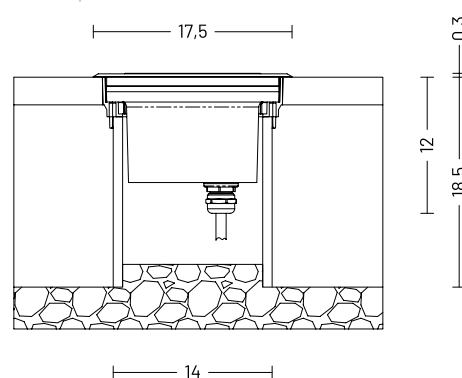
## AVAILABLE ACCESSORIES

Code	Description	Page
00KAV01	Set antivandalism screws	710
0201007V0200	Sandblasted glass	710
0303CA2.5	Tool for antivandalism screws	710
0404M003	Loop-in loop-out IP68	710
0404M004	Single connection IP68	710

round frame for flush-mounted installation



round/square frame



round frame



round frame for flush-mounted installation



square frame



# mira 220

Un apparecchio ad incasso pavimento con 220 mm di diametro e quattro ottiche disponibili: il "grande" della gamma Mira è altamente performante, estremamente potente e preciso.

Mira 220 è praticamente indistruttibile: il vetro extra chiaro da 19 mm è temprato e con indice IK 10, a garanzia di resistenza e durata nel tempo.

La cornice in acciaio inox AISI316L offre protezione, discrezione e minimalismo. La potenza massima di 30 W completa la dotazione tecnologica del prodotto, fornendo possibilità di installazione in ambienti esterni di qualsiasi tipo, soprattutto se particolarmente soggetti ad estreme esigenze illuminanti.

Forza e purezza della luce.

**EN** *A recessed in-ground luminaire with 220 mm diameter and four available optics: the "big" of the Mira range is high-performing, extremely powerful and precise.*

*Mira 220 is practically indestructible: the 19 mm extra-clear glass is tempered and with IK 10 index, ensuring resistance and durability over time. The AISI 316L stainless steel frame offers protection, discretion and minimalism. The 30 W max power completes the technological equipment of the product, making it suitable for installation in outdoor environments of any kind, especially if requiring extreme lighting performance.*

*Strength and purity of light.*

CE EAC




max 20 km/h  
max 4000 kg





# mira 220 | 20W

SPOT • FLOOD • WIDE FLOOD • ASYMMETRIC



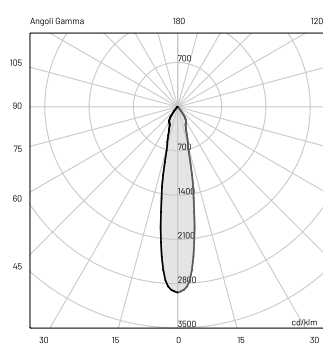
symmetric beam



asymmetric beam

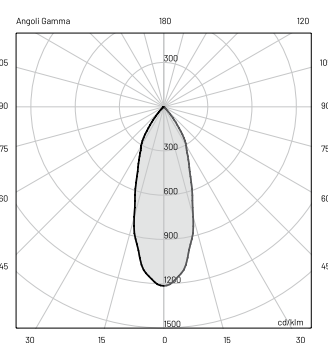
## TECHNICAL SPECIFICATIONS

	SPOT	FLOOD
Source lamp	LED 20 W	LED 20 W
Total wattage	20 W	20 W
Voltage	220-240 Vac, 50-60 Hz	220-240 Vac, 50-60 Hz
Control	IGBT-TRIAC • dimmable on request	IGBT-TRIAC • dimmable on request
Light colour	3000 K • 4000 K • other colours on request	3000 K • 4000 K • other colours on request
Luminous flux *Source flux	1280 lm (1925 lm*) @ 3000 K 1340 lm (2050 lm*) @ 4000 K	1203 lm (1925 lm*) @ 3000 K 1250 lm (2050 lm*) @ 4000 K
Luminous efficacy	64 lm/W @ 3000 K 67 lm/W @ 4000 K	60 lm/W @ 3000 K 62.5 lm/W @ 4000 K
McADAM steps	3	3
Beam	20°	40°
CRI	> 90	> 90
Life time	L70 > 50.000 h Ta 40°C	L70 > 50.000 h Ta 40°C
Energy efficiency class	A++	A++
IP rating	IP 67	IP 67
IK rating	IK 10	IK 10
Drive over	4000 kg • 20 km/h	4000 kg • 20 km/h
Insulation class	I	I



### E (LUX)

H (m)	lux (3000 K)	lux (4000 K)	∅ (m)
1.00	5287	5525	0.4
2.00	1322	1381	0.7
3.00	587	614	1.1
4.00	330	345	1.4
5.00	211	221	1.8

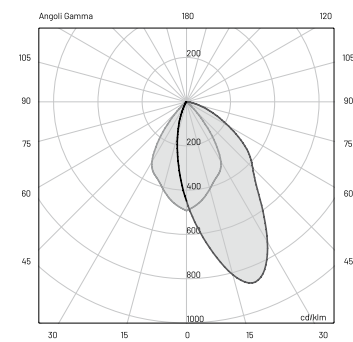
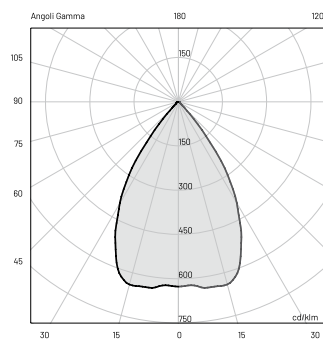


### E (LUX)

H (m)	lux (3000 K)	lux (4000 K)	∅ (m)
1.00	2184	2261	0.7
2.00	546	565	1.4
3.00	243	251	2
4.00	137	141	2.7
5.00	87	90	3.4

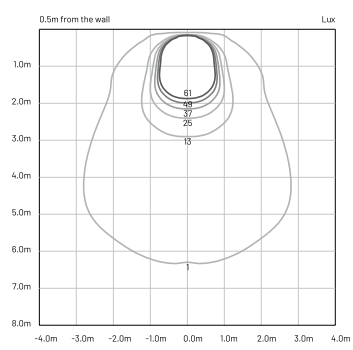
**TECHNICAL SPECIFICATIONS**

	<b>WIDE FLOOD</b>	<b>ASYMMETRIC</b>
Source lamp	LED 20 W	LED 20 W
Total wattage	20 W	20 W
Voltage	220-240 Vac, 50-60 Hz	220-240 Vac, 50-60 Hz
Control	IGBT-TRIAC • dimmable on request	IGBT-TRIAC • dimmable on request
Light colour	3000 K • 4000 K • other colours on request	3000 K • 4000 K • other colours on request
Luminous flux *Source flux	1236 lm (1925 lm*) @ 3000 K 1285 lm (2050 lm*) @ 4000 K	1494 lm (1925 lm*) @ 3000 K 1577 lm (2050 lm*) @ 4000 K
Luminous efficacy	61.8 lm/W @ 3000 K 64 lm/W @ 4000 K	75 lm/W @ 3000 K 79 lm/W @ 4000 K
McADAM steps	3	3
Beam	60°	Asymmetric
CRI	> 90	> 90
Life time	L70 > 50.000 h Ta 40°C	L70 > 50.000 h Ta 40°C
Energy efficiency class	A++	A++
IP rating	IP 67	IP 67
IK rating	IK 10	IK 10
Drive over	4000 kg • 20 km/h	4000 kg • 20 km/h
Insulation class	I	I




**E (LUX)**

H (m)	lux (3000 K)	lux (4000 K)	Ø (m)
1.00	1127	1172	1.3
2.00	282	293	2.6
3.00	125	130	3.9
4.00	70	73	5.2
5.00	45	47	6.5





**MATERIALS**

Body	Die-cast aluminium EN47100
Diffuser	Extra clear tempered glass 19 mm
Finishing	Inox AISI 316L 

**ORDER CODE**

MI 8 0 IP \_ \_ B 11 Z

Light colour	N	4000 K
Beam	H	3000 K
Model	S	Spot
	F	Flood
	W	Wide flood
	A	Asymmetric
	2	Round frame
	3	Round frame for flush-mounted installation
	4	Square frame

Example MI 8 0 IP2 SN B 11 Z

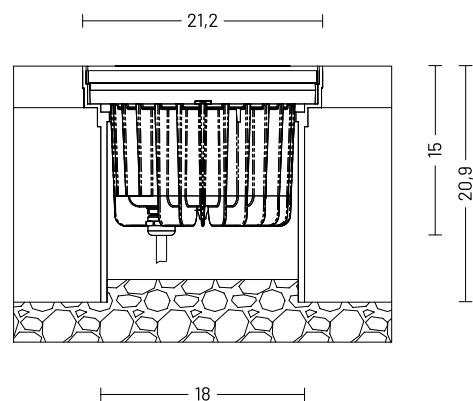
**INCLUDED ACCESSORIES**

Code	Description	Page
-	2 m length cable H07RN-F	-
-	Housing box	711

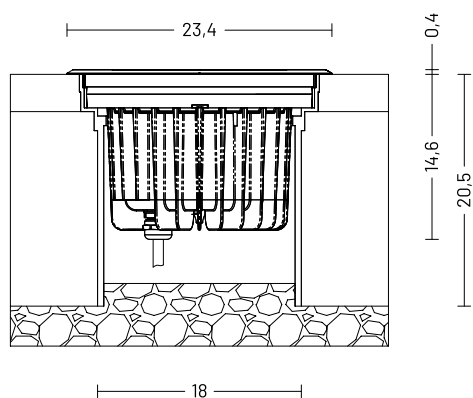
**AVAILABLE ACCESSORIES**

Code	Description	Page
00KAV04	Set antivandalism screws	710
0201001V0200	Sandblasted glass	710
0201001V0400	Non-slip glass	711
0303CA3	Tool for antivandalism screws	711
0404M003	Loop-in loop-out IP68	711
0404M004	Single connection IP68	711

round frame for flush-mounted installation



round/square frame



round frame



round frame for flush-mounted installation



square frame



# mira 220 | 30W

SPOT • FLOOD • WIDE FLOOD • ASYMMETRIC



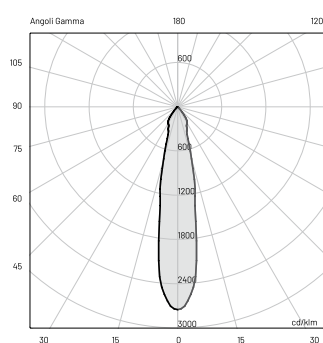
symmetric beam



asymmetric beam

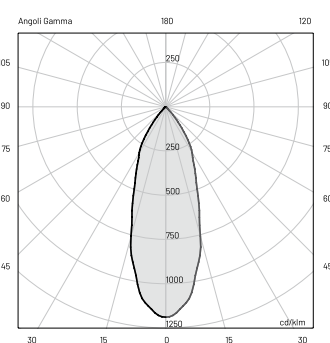
## TECHNICAL SPECIFICATIONS

	SPOT	FLOOD
Source lamp	LED 30 W	LED 30 W
Total wattage	30 W	30 W
Voltage	220-240 Vac, 50-60 Hz	220-240 Vac, 50-60 Hz
Control	IGBT-TRIAC • dimmable on request	IGBT-TRIAC • dimmable on request
Light colour	3000 K • 4000 K • other colours on request	3000 K • 4000 K • other colours on request
Luminous flux *Source flux	1848 lm (2620 lm*) @ 3000 K 1970 lm (2800 lm*) @ 4000 K	1700 lm (2620 lm*) @ 3000 K 1807 lm (2800 lm*) @ 4000 K
Luminous efficacy	61.6 lm/W @ 3000 K 66 lm/W @ 4000 K	57 lm/W @ 3000 K 60 lm/W @ 4000 K
McADAM steps	3	3
Beam	20°	40°
CRI	> 90	> 90
Life time	L70 > 50.000 h Ta 40°C	L70 > 50.000 h Ta 40°C
Energy efficiency class	A++	A++
IP rating	IP 67	IP 67
IK rating	IK 10	IK 10
Drive over	4000 kg • 20 km/h	4000 kg • 20 km/h
Insulation class	I	I



### E (LUX)

H (m)	lux (3000 K)	lux (4000 K)	Ø (m)
1.00	7150	7617	0.4
2.00	1787	1904	0.7
3.00	794	846	1.1
4.00	447	476	1.4
5.00	286	305	1.8

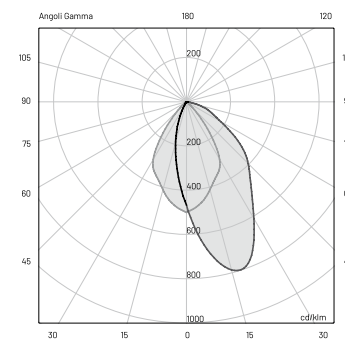
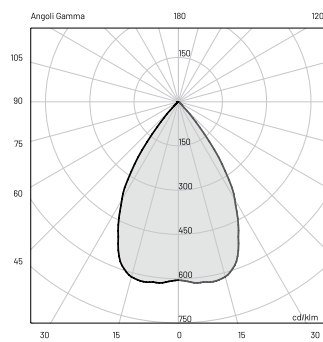


### E (LUX)

H (m)	lux (3000 K)	lux (4000 K)	Ø (m)
1.00	3089	3280	0.7
2.00	772	820	1.4
3.00	343	364	2
4.00	193	205	2.7
5.00	124	131	3.4

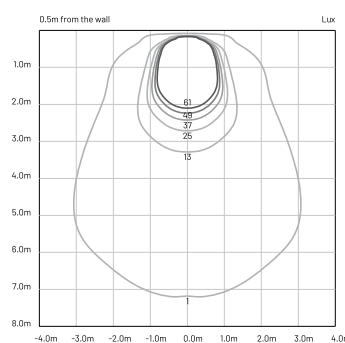
**TECHNICAL SPECIFICATIONS**

	<b>WIDE FLOOD</b>	<b>ASYMMETRIC</b>
Source lamp	LED 30 W	LED 30 W
Total wattage	30 W	30 W
Voltage	220-240 Vac, 50-60 Hz	220-240 Vac, 50-60 Hz
Control	IGBT-TRIAC • dimmable on request	IGBT-TRIAC • dimmable on request
Light colour	3000 K • 4000 K • other colours on request	3000 K • 4000 K • other colours on request
Luminous flux *Source flux	1700 lm (2620 lm*) @ 3000 K 1807 lm (2800 lm*) @ 4000 K	2000 lm (2620 lm*) @ 3000 K 2080 lm (2800 lm*) @ 4000 K
Luminous efficacy	57 lm/W @ 3000 K 60 lm/W @ 4000 K	67 lm/W @ 3000 K 69 lm/W @ 4000 K
McADAM steps	3	3
Beam	60°	Asymmetric
CRI	> 90	> 90
Life time	L70 > 50.000 h Ta 40°C	L70 > 50.000 h Ta 40°C
Energy efficiency class	A++	A++
IP rating	IP 67	IP 67
IK rating	IK 10	IK 10
Drive over	4000 kg • 20 km/h	4000 kg • 20 km/h
Insulation class	I	I




**E (LUX)**

H (m)	lux (3000 K)	lux (4000 K)	Ø (m)
1.00	1583	1671	1.3
2.00	396	418	2.6
3.00	176	186	3.9
4.00	99	104	5.2
5.00	63	67	6.5





## MATERIALS

Body	Die-cast aluminium EN47100
Diffuser	Extra clear tempered glass 19 mm
Finishing	Inox AISI 316L 

## ORDER CODE

MI 8 1 IP	B 1 1 Z		
	Light colour	N	4000 K
		H	3000 K
	Beam	S	Spot
		F	Flood
		W	Wide flood
		A	Asymmetric
	Model	2	Round frame
		3	Round frame for flush-mounted installation
		4	Square frame
	Example	MI 8 1 IP 2 S N B 1 1 Z	

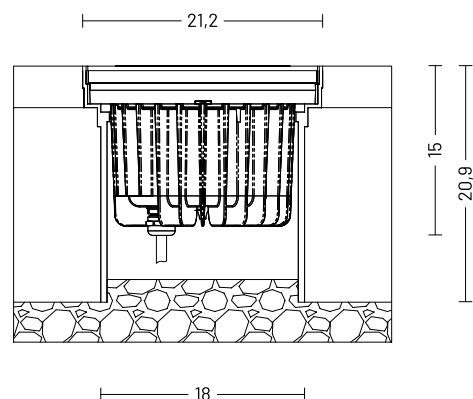
## INCLUDED ACCESSORIES

Code	Description	Page
-	2 m length cable H07RN-F	-
-	Housing box	711

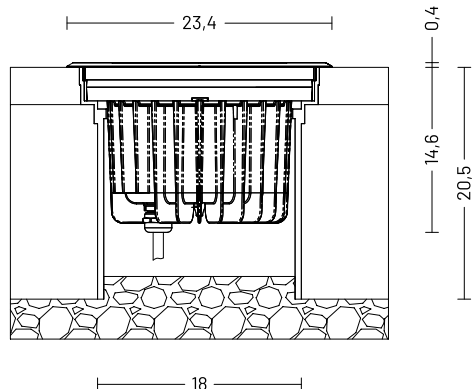
## AVAILABLE ACCESSORIES

Code	Description	Page
00KAV04	Set antivandalism screws	710
0201001V0200	Sandblasted glass	710
0201001V0400	Non-slip glass	711
0303CA3	Tool for antivandalism screws	711
0404M003	Loop-in loop-out IP68	711
0404M004	Single connection IP68	711

round frame for flush-mounted installation



round/square frame



round frame



round frame for flush-mounted installation



square frame







WALL RECESSED

Un classico,  
l'evergreen.



[A classic, the evergreen.]

brick light

design by Landa R&D



# brick light

Il classico dei classici, un nome una garanzia.  
Brick light è un apparecchio con potenza di 5 W ideale per installazioni a parete, in grado di fornire una luce diffusa agli ambienti esterni attraverso un vetro sabbato e temprato da 5 mm. Un apparecchio disponibile con o senza griglia, estremamente facile da installare; un incasso in alluminio pressofuso composto da una vasta gamma di finiture frontali in acciaio inox AISI 316L, grey, black, white.

**EN** *The classic of the classics, a name a guarantee. Brick light is a 5 W fixture ideal for wall installations, able to provide diffused light in outdoor areas through a 5 mm tempered and sandblasted glass. A fixture available with or without grid, extremely easy to install; a recessed product in die-cast aluminum composed of a wide range of front finishes in AISI 316L stainless steel, grey, black, white.*

CE EAC



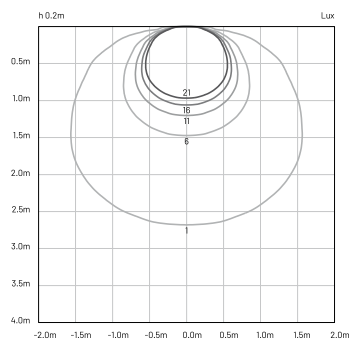
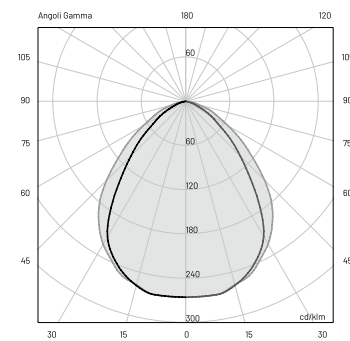


# brick light | 5W

DIFFUSE

## TECHNICAL SPECIFICATIONS

<i>Source lamp</i>	LED 5 W
<i>Total wattage</i>	7 W
<i>Voltage</i>	220-240 Vac, 50-60 Hz
<i>Control</i>	On/Off • dimmable on request
<i>Light colour</i>	3000 K • 4000 K • other colours on request
<i>Luminous flux</i> <i>*Source flux</i>	383 lm (700 lm*) @ 3000 K 383 lm (700 lm*) @ 4000 K
<i>Luminous efficacy</i>	55 lm/W @ 3000 K 55 lm/W @ 4000 K
<i>McADAM steps</i>	3
<i>Beam</i>	Diffuse
<i>CRI</i>	> 90
<i>Life time</i>	L70 > 50.000 h Ta 40°C
<i>Energy efficiency class</i>	A++
<i>IP rating</i>	IP 65
<i>IK rating</i>	IK 04
<i>Insulation class</i>	I




## MATERIALS

Body	Die-cast aluminium EN47100
Diffuser	Frosted tempered glass 5 mm
Finishing	Polyester powder paint

## ORDER CODE

BK3\_IPAD\_B10\_

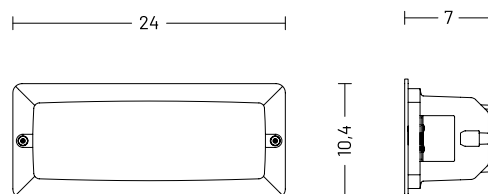


<b>M</b>	Light grey	●
<b>G</b>	Black	●
<b>U</b>	White	○
<b>N</b>	4000 K	
<b>H</b>	3000 K	
<b>0</b>	Open	
<b>1</b>	Striped	

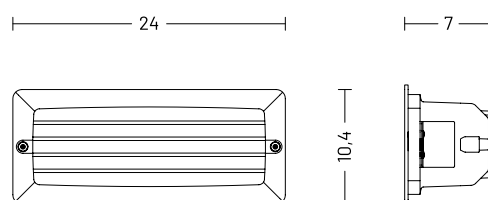
Example

**BK30IPADHB10G**

Open



Striped



## INCLUDED ACCESSORIES

Code	Description	Page
-	Housing box	694



# brick light | 5W

DIFFUSE

## TECHNICAL SPECIFICATIONS

Source lamp

LED 5 W

Total wattage

7 W

Voltage

220-240 Vac, 50-60 Hz

Control

On/Off • dimmable on request

Light colour

3000 K • 4000 K • other colours on request

Luminous flux

383 lm (700 lm\*) @ 3000 K

\*Source flux

383 lm (700 lm\*) @ 4000 K

Luminous efficacy

55 lm/W @ 3000 K

55 lm/W @ 4000 K

McADAM steps

3

Beam

Diffuse

CRI

> 90

Life time

L70 > 50.000 h Ta 40°C

Energy efficiency class

A++

IP rating

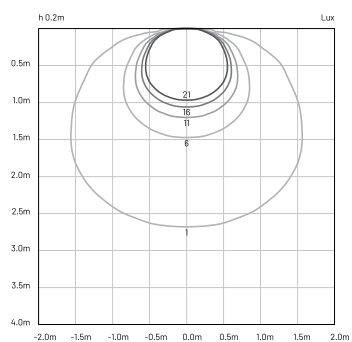
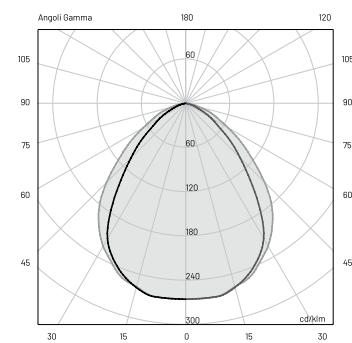
IP 65

IK rating

IK 04

Insulation class

I



**MATERIALS**

<i>Body</i>	Die-cast aluminium EN47100
<i>Diffuser</i>	Frosted tempered glass 5 mm
<i>Finishing</i>	Inox AISI 316L

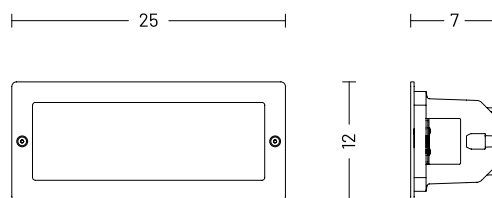
**ORDER CODE**

**BK 3 \_ IPAD \_ B 10 Z**

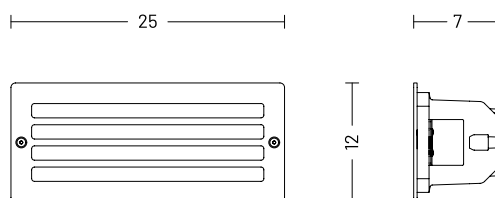
<i>Light colour</i>	<b>N</b> 4000 K
<i>Model</i>	<b>H</b> 3000 K
	<b>2</b> Open
	<b>3</b> Striped

*Example*      BK 3 2 IPAD N B 10 Z

*Open*



*Striped*



**INCLUDED ACCESSORIES**

<i>Code</i>	<i>Description</i>	<i>Page</i>
-	Housing box	694





# brick light\_as

La variante asimmetrica di Brick light, per un apparecchio estremamente essenziale, che attraverso una luce essenziale illumina camminamenti e percorsi di accesso in esterni e ingressi privati. Brick light\_as è un incasso per installazioni a parete con potenza di 12 W dotato di fascio di luce asimmetrico e diffusore opale in policarbonato. Il corpo è in alluminio pressofuso con finiture disponibili nei colori graphite e light grey.

**EN** *The asymmetrical version of Brick light, for an extremely essential luminaire that illuminates walkways and outdoor access paths and private entrances through essential light. Brick light\_as is a 12 W recessed luminaire for wall installations with an asymmetrical light beam and polycarbonate opal diffuser. The body is in die-cast aluminum with finishes available in graphite and light grey.*

CE EAC





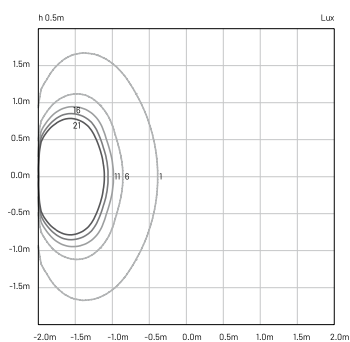
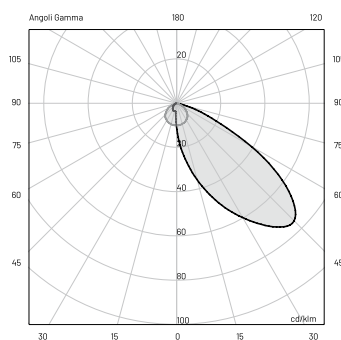
# brick light\_as | 12W

ASYMMETRIC



## TECHNICAL SPECIFICATIONS

	<b>ASYMMETRIC</b>
Source lamp	LED 12 W
Total wattage	15 W
Voltage	220-240 Vac, 50-60 Hz
Control	On/Off • dimmable on request
Light colour	3000 K • 4000 K • other colours on request
Luminous flux	95 lm (1040 lm*) @ 3000 K
*Source flux	95 lm (1040 lm*) @ 4000 K
Luminous efficacy	6,5 lm/W @ 3000 K 6,5 lm/W @ 4000 K
McADAM steps	3
Beam	Asymmetric
CRI	> 90
Life time	L70 > 50.000 h Ta 40°C
Energy efficiency class	A++
IP rating	IP 65
IK rating	IK 08
Insulation class	I



## MATERIALS

Body	Die-cast aluminium
Diffuser	Opal polycarbonate
Finishing	Polyester powder paint

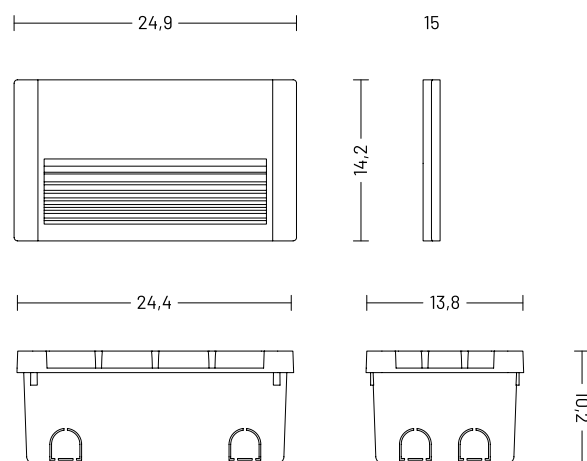
## ORDER CODE

BK 4 0 IPA A \_ B 10 \_

Finishing	L	Graphite	●
	M	Light grey	●
Light colour	N	4000 K	
	H	3000 K	

Example

BK 4 0 IPA A N B 10 L



## INCLUDED ACCESSORIES

Code	Description	Page
-	Housing box	694









# Galassia luminosa.



[Luminous galaxy.]

fog

design by Landa R&D



# fog 80

Fog 80, compatto e versatile, ha un diametro di 80 mm ed è la soluzione ideale per applicazioni da incasso parete mediante l'utilizzo dell'apposita controcassa, offrendo la possibilità di installazione sporgente/recessa ( $\pm 10$  mm) o a filo tramite kit di montaggio.

L'apparecchio, con potenza 6 W, è fornito standard con temperatura colore 3000K e in alternativa, su richiesta, disponibili altre temperature colore e versione color change. La luce diffusa di Fog 80 è emessa da una sorgente luminosa in tecnologia LED; il vetro temprato opale extra resistente garantisce uniformità di illuminazione e performance sempre ottimali.

Il corpo è realizzato in alluminio pressofuso con finitura tramite verniciatura a polveri white.

L'alimentazione è remota, con possibilità di gestione DALI su richiesta, così da rendere l'applicazione del prodotto outdoor di facile gestione in qualunque contesto.

**EN** *Fog 80, compact and versatile, has a diameter of 80 mm and is the ideal solution for recessed wall applications through the use of a special recessed box, offering the possibility of protruding/recessed ( $\pm 10$  mm) application or flush mounting using the fixture kit.*

*With a power of 6 W, the luminaire is supplied as standard with 3000 K colour temperature with possibility of alternative in the colour change version on request.*

*The diffused light of Fog 80 is emitted by a light source in LED technology; the tempered extra resistant opal glass guarantees uniform illumination and an always optimal performance.*

*The body is in die-cast aluminium with white powder-coated finish.*

*Power supply is remote, with the possibility of DALI management on request, so as to make application of the outdoor product easy to manage in any context.*


**CE EAC**

**FOG 80 | WALL LAMP > 216**

**FOG 80 | CEILING RECESSED > 366**

**FOG 80 | CEILING LAMP > 408**





DIFFUSE

### TECHNICAL SPECIFICATIONS

Source lamp

DIFFUSE

LED 6 W

Total wattage

6 W

Voltage

24 Vdc

Control

Power supply not included

Light colour

3000 K • other colours on request

Luminous flux

345 lm (700 lm\*)

\*Source flux

Luminous efficacy

58 lm/W

McADAM steps

3

Beam

diffuse

CRI

&gt; 90

Life time

L70 &gt; 50.000 h Ta 40°C

Energy efficiency class

A++

IP rating

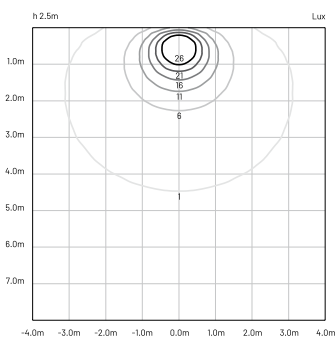
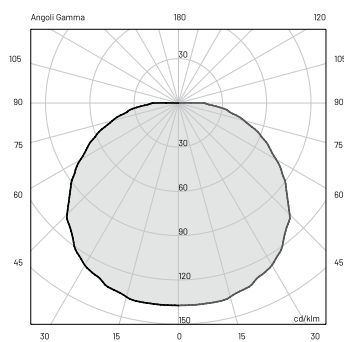
IP 65

IK rating

IK 08

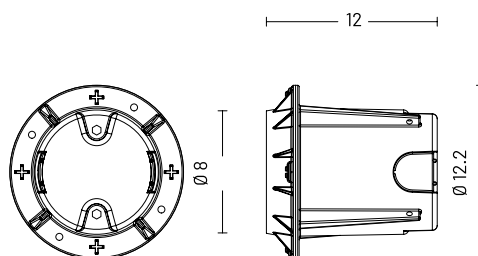
Insulation class

III



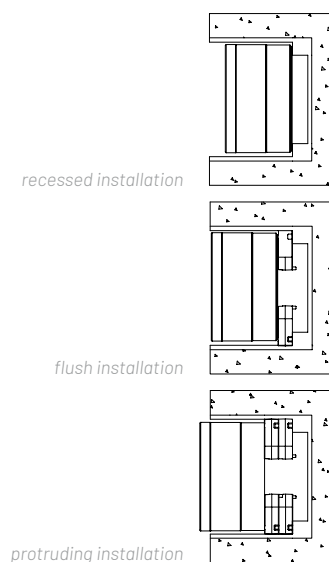
## MATERIALS

Body	Die-cast aluminium EN47100	
Diffuser	Opal glass	
Finishing	White polyester powder paint	○



## ORDER CODE

FG 5 0 ISO D H B 7 Z U



## INCLUDED ACCESSORIES

Code	Description	Page
-	Housing box	701

## AVAILABLE ACCESSORIES

Code	Description	Page
00KEY50	Levelling kit	701
010829600000	Plastering rim	701
0303003	Suction cup to screw the glass	701
0409BT014	Transformer _ 24 Vdc - 12 W	701
0409BT015	Transformer _ 24 Vdc - 25 W	701
0409BT016	Transformer _ 24 Vdc - 100 W	701





# fog 125

Fog 125 è un apparecchio illuminante disponibile per applicazioni da incasso parete con corpo dal diametro di 125 mm, realizzato in alluminio pressofuso EN 47100 con finitura tramite verniciatura a polvere white. La variante medium della famiglia Fog ha potenza 14.5 W e garantisce resistenza e longevità, caratteristiche imprescindibili per tutta la gamma da incasso.

L'apparecchio è la scelta ideale per ogni esigenza illuminotecnica outdoor grazie alle tre possibili varianti di installazione: recessa (10 mm interno alla controcassa), a filo e sporgente (+ 10 mm dalla controcassa).

L'emissione luminosa, anche grazie al vetro opale, è sempre performante; una luce diffusa con temperatura colore standard 3000 K. Altre temperature colore e versione color change su richiesta.

**EN** Fog 125 is a luminaire available for recessed wall applications with body with a 125 mm diameter, made in die-cast aluminium EN 47100 with white powder-coated finish. The medium sized version of the Fog family has a power of 14.5 W and guarantees resistance and longevity, essential features for the whole recessed range.

The luminaire is the ideal choice for every outdoor technical-lighting requirement thanks to the three possible installation options: recessed (10 mm inside the recessed box), flush mounted and protruding (+ 10 mm from the recessed box).

The light emission, thanks to the opal glass, is always performing; a diffused light with 3000 K colour temperature.

Possibility of alternative in the colour change version on request.

**CE EAC**

**FOG 125 | WALL LAMP > 220**

**FOG 125 | CEILING RECESSED > 372**

**FOG 125 | CEILING LAMP > 412**



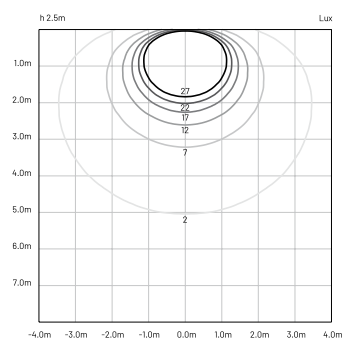
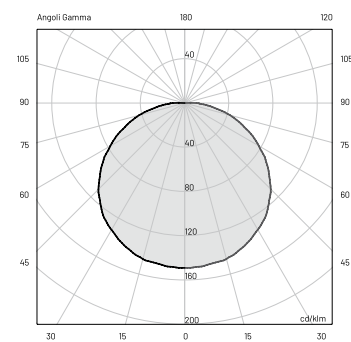


## fog 125 | 14.5W

DIFFUSE

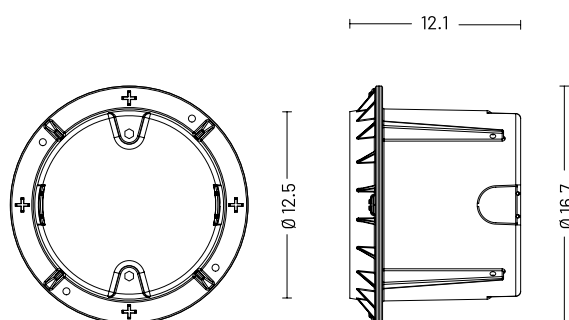

**TECHNICAL  
SPECIFICATIONS**

<i>Source lamp</i>	LED 14,5 W
<i>Total wattage</i>	17.7 W
<i>Voltage</i>	220-240 Vac, 50-60Hz
<i>Control</i>	On/Off • dimmable on request
<i>Light colour</i>	3000 K • other colours on request
<i>Luminous flux</i> <i>*Source flux</i>	950 lm (1850 lm*)
<i>Luminous efficacy</i>	54 lm/W
<i>McADAM steps</i>	3
<i>Beam</i>	diffuse
<i>CRI</i>	> 90
<i>Life time</i>	L70 > 50.000 h Ta 40°C
<i>Energy efficiency class</i>	A++
<i>IP rating</i>	IP 65
<i>IK rating</i>	IK 08
<i>Insulation class</i>	I



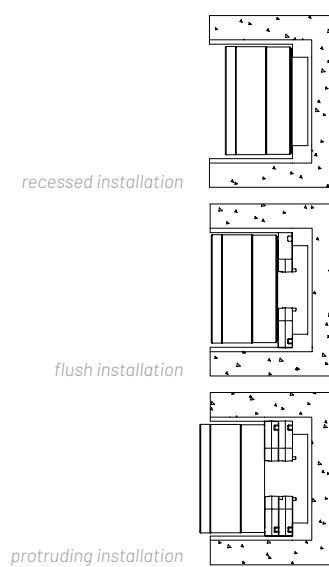
## MATERIALS

Body	Die-cast aluminium EN47100
Diffuser	Opal glass
Finishing	White polyester powder paint



## ORDER CODE

FG 6 0 ISO D H B 10 U



## INCLUDED ACCESSORIES

Code	Description	Page
-	Housing box	702

## AVAILABLE ACCESSORIES

Code	Description	Page
00KEY60	Levelling kit	702
010829700000	Plastering rim	702
0303004	Suction cup to screw the glass	702



# fog 200

La luce diffusa di Fog 200, apparecchio da incasso parete è emessa da una sorgente in tecnologia LED. Lo schermo in vetro temprato opale è ultra resistente. L'apparecchio è longevo, con potenza 22.4 W, garantisce alte performance illuminotecniche. La versione da incasso offre tre differenti possibilità di installazione (sporgente/recessa  $\pm 10$  mm e a filo della controcassa). Il corpo in alluminio pressofuso con finitura realizzata tramite verniciatura a polveri white ha un diametro di 200 mm, con profondità di incasso di 120 mm. L'alimentazione è integrata, con possibilità di gestione DALI su richiesta; la temperatura colore è di 3000 K, in alternativa, su richiesta, altre temperature colore e versione color change.

**EN** *The diffused light of Fog 200, recessed wall luminaire, is emitted from a LED technology source. The diffuser in tempered opal glass is ultra-resistant.*

*The luminaire is long-lasting, with a power of 22.4 W, and guarantees high lighting performance.*

*The recessed version offers three different mounting possibilities (protruding/recessed  $\pm 10$  mm e and flush with the recessed box).*

*The body in die-cast aluminium with white powder-coated finish has a diameter of 200 mm, with a recessed depth of 120 mm.*

*Power supply is integrated, with the possibility of DALI management on request; the colour temperature is 3000 K, with possibility of alternative in the colour change version on request.*

**CE EAC**

**FOG 200 | WALL LAMP > 224**

**FOG 200 | CEILING RECESSED > 378**

**FOG 200 | CEILING LAMP > 418**





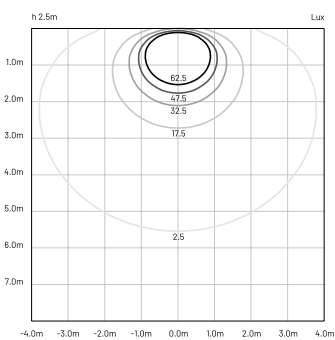
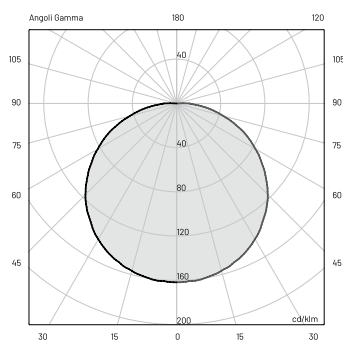
# fog 200 | 22.4W

DIFFUSE



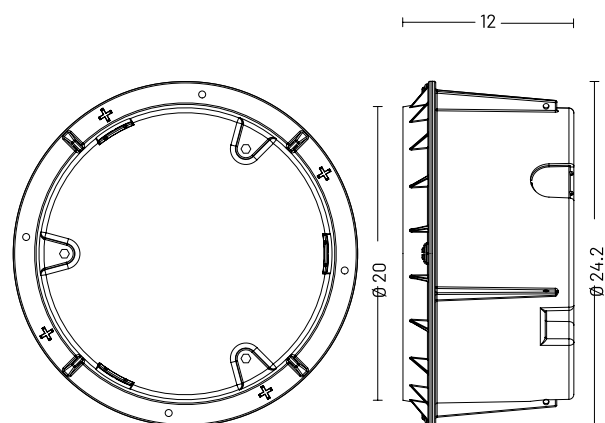
## TECHNICAL SPECIFICATIONS

<i>Source lamp</i>	<b>DIFFUSE</b>
<i>Total wattage</i>	LED 22.4 W
<i>Voltage</i>	27 W
<i>Control</i>	220-240 Vac, 50-60Hz
<i>Light colour</i>	On/Off • dimmable on request
<i>Luminous flux</i> <i>*Source flux</i>	3000 K • other colours on request
<i>Luminous efficacy</i>	1500 lm (2800 lm*)
<i>McADAM steps</i>	56 lm/W
<i>Beam</i>	3
<i>CRI</i>	diffuse
<i>Life time</i>	> 90
<i>Energy efficiency class</i>	L70 > 50.000 h Ta 40°C
<i>IP rating</i>	A++
<i>IK rating</i>	IP 65
<i>Insulation class</i>	IK 08
	I



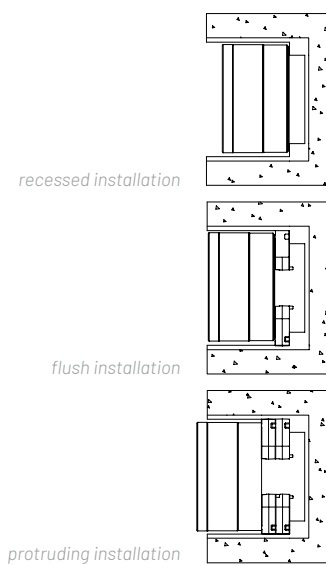
## MATERIALS

Body	Die-cast aluminium EN47100	
Diffuser	Opal glass	
Finishing	White polyester powder paint	○



## ORDER CODE

FG 8 0 ISO DH B 10 U



## INCLUDED ACCESSORIES

Code	Description	Page
-	Housing box	703

## AVAILABLE ACCESSORIES

Code	Description	Page
00KEY80	Levelling kit	702
01082980000	Plastering rim	702
0303004	Suction cup to screw the glass	703





Il proiettore  
con incasso  
invisibile.

[The invisible recessed projector.]

mira 45 LT

design by Landa R&D



# mira 45 LT

Mira 45 LT è un incasso a parete in alluminio estruso con finitura anodizzata con una qualità costruttiva aggiuntiva in grado di assicurare un'estrema resistenza agli agenti chimici e atmosferici, che aumenta quindi il tempo di vita del prodotto.

Il proiettore ha un incasso invisibile, un fascio di luce simmetrico da 2 W con la disponibilità di ottiche spot e flood, per una massima e completa versatilità di applicazione. Mira 45 LT è un apparecchio ideale anche per applicazioni a incasso pavimento.

**EN** Myra 45 LT is a recessed wall luminaire in extruded aluminum with anodized finish and additional construction quality that ensures extreme resistance to chemical and atmospheric agents, thus increasing the product lifetime.

This invisible recessed projector has a symmetrical 2 W light beam with spot and flood optics, for maximum and complete versatility of application. Mira 45 LT is also ideal for in-ground installations.

CE EAC

MIRA 45 LT | FLOOR RECESSED > 78





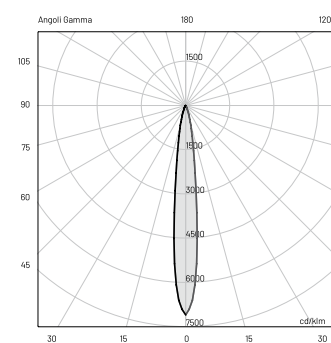
# mira 45 LT | 2W

SPOT • FLOOD

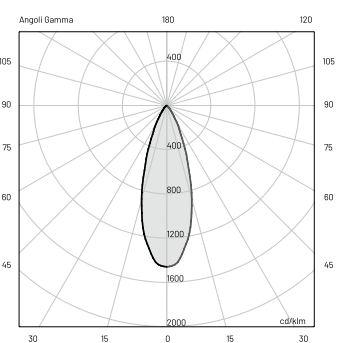


## TECHNICAL SPECIFICATIONS

	SPOT	FLOOD
Source lamp	LED 2 W	LED 2 W
Total wattage	2 W	2 W
Voltage	24 Vdc	24 Vdc
Control	Power supply not included • dimmable on request	Power supply not included • dimmable on request
Light colour	3000 K • 4000 K • other colours on request	3000 K • 4000 K • other colours on request
Luminous flux *Source flux	118 lm (160 lm*) @ 3000 K 118 lm (160 lm*) @ 4000 K	102 lm (160 lm*) @ 3000 K 102 lm (160 lm*) @ 4000 K
Luminous efficacy	59 lm/W @ 3000 K 59 lm/W @ 4000 K	51 lm/W @ 3000 K 51 lm/W @ 4000 K
McADAM steps	3	3
Beam	12°	35°
CRI	> 90	> 90
Life time	L70 > 50.000 h Ta 40°C	L70 > 50.000 h Ta 40°C
Energy efficiency class	A++	A++
IP rating	IP 66	IP 66
IK rating	IK 06	IK 06
Insulation class	III	III



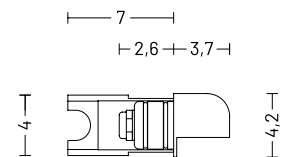
H (m)	E (LUX)		Ø (m)
	lux (3000 K)	lux (4000 K)	
1.00	1136	1136	0.2
2.00	284	284	0.4
3.00	126	126	0.6
4.00	71	71	0.9
5.00	45	45	1.1





H (m)	E (LUX)		Ø (m)
	lux (3000 K)	lux (4000 K)	
1.00	233	233	0.6
2.00	58	58	1.3
3.00	26	26	1.9
4.00	15	15	2.5
5.00	9	9	3.1

## MATERIALS

Body	Extruded aluminium EN AW6060
Diffuser	Extra clear polycarbonate
Finishing	Anodized



## ORDER CODE

MI 2 0 000	-	B	7	Z	-
	Finishing	1	Inox		
		2	Bronze		
	Light colour	N	4000 K		
		H	3000 K		
	Beam	S	Spot		
		F	Flood		
Example		MI 2 0 000	S	N	B 7 Z 1

## INCLUDED ACCESSORIES

Code	Description	Page
-	1 m length cable -05RN-F	-
-	Housing box	708

## AVAILABLE ACCESSORIES

Code	Description	Page
0409BT014	Transformer _ 24 Vdc - 12 W	708
0409BT015	Transformer _ 24 Vdc - 25 W	708
0409BT016	Transformer _ 24 Vdc - 100 W	708
0409M009	Single connection IP68	708









Solidità  
assoluta,  
in armonia  
con il mondo.

[Absolute robustness,  
in harmony with the world.]

wall mira

design by Landa R&D




# wall mira 45

Gamma ampia e completa, per gli incassi eterei installabili a parete della famiglia Wall Mira 45. Incassi invisibili, in grado di coprire le esigenze costruttive e illuminotecniche più vaste. 2 W la potenza; sei le versioni disponibili, diffuse, 360°, 180°, 120° in versione singola, 120° in versione con doppio fascio di luce e in variante quadrupla. Due le possibilità di finitura del corpo in alluminio estruso anodizzato, inox e bronze; schermo in vetro temprato con uno spessore di 6 mm. Adatto anche per installazioni a pavimento, Wall Mira 45 è un prodotto estremamente resistente, grazie all'ottima qualità costruttiva.

**EN** *Wide and complete range for the ethereal recessed wall installed items of the Wall Mira 45 family. Invisible recessed luminaires able to cover the widest construction and lighting requirements. 2 W power and six versions available: diffused, 360°, 180°, 120° in the single version, 120° in the version with double and quadruple light beam. The extruded anodized aluminum body is available in two finishes: stainless steel and bronze; 6 mm thick tempered glass screen. Suitable also for floor installations. Wall Mira 45 is an extremely resistant product, thanks to its excellent construction quality.*

CE EAC





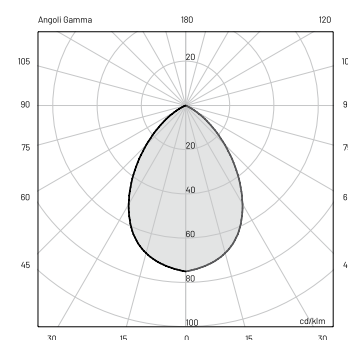
# wall mira 45 | 2W

SINGLE DIFFUSE



## TECHNICAL SPECIFICATIONS

<i>Source lamp</i>	<b>SINGLE DIFFUSE</b>
<i>Total wattage</i>	LED 2 W
<i>Voltage</i>	24 Wdc
<i>Control</i>	Power supply not included • dimmable on request
<i>Light colour</i>	3000 K • 4000 K • other colours on request
<i>Luminous flux</i> <i>*Source flux</i>	17 lm (160 lm*) @ 3000 K 17 lm (160 lm*) @ 4000 K
<i>Luminous efficacy</i>	8.5 lm/W @ 3000 K 8.5 lm/W @ 4000 K
<i>McADAM steps</i>	3
<i>Beam</i>	80°
<i>CRI</i>	> 90
<i>Life time</i>	L70 > 50.000 h Ta 40°C
<i>Energy efficiency class</i>	A++
<i>IP rating</i>	IP 66
<i>IK rating</i>	IK 08
<i>Insulation class</i>	III

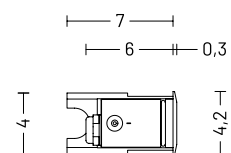


### E (LUX)

<i>H (m)</i>	<i>lux</i> <i>(3000 K)</i>	<i>lux</i> <i>(4000 K)</i>	<i>Ø (m)</i>
1.00	12	12	1.65
2.00	3	3	3.3
3.00	1	1	4.95
4.00	1	1	6.6
5.00	0	0	8.25



## MATERIALS

Body	Extruded aluminium EN AW6060
Diffuser	Frosted tempered glass 6 mm
Finishing	Anodized



## ORDER CODE

MI 2 0 IPAD \_ B 7 Z \_

Finishing	1	Inox	
	2	Bronze	
Light colour	N	4000 K	
	H	3000 K	

Example MI 2 0 IPAD N B 7 Z 1

## INCLUDED ACCESSORIES

Code	Description	Page
-	1 m length cable -05RN-F	-
-	Housing box	715

## AVAILABLE ACCESSORIES

Code	Description	Page
0409BT014	Transformer _ 24 Vdc - 12 W	715
0409BT015	Transformer _ 24 Vdc - 25 W	715
0409BT016	Transformer _ 24 Vdc - 100 W	715

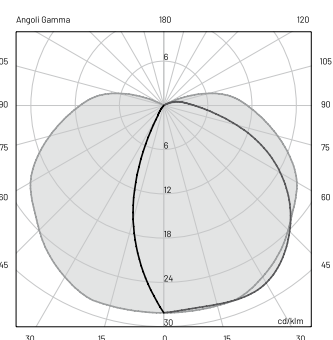
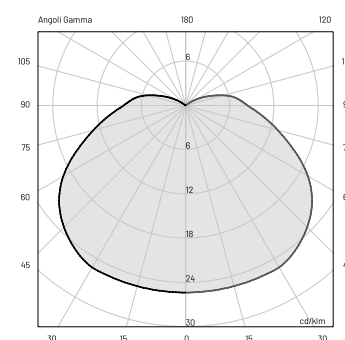
# wall mira 45 | 2W

360° • SINGLE 180° • SINGLE 120° • DOUBLE 120° •  
QUADRUPLE



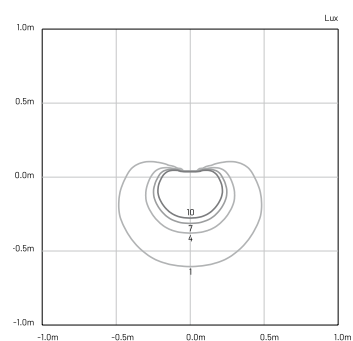
## TECHNICAL SPECIFICATIONS

	360°	SINGLE 180°
Source lamp	LED 2 W	LED 2 W
Total wattage	2 W	2 W
Voltage	24 Vdc	24 Vdc
Control	Power supply not included • dimmable on request	Power supply not included • dimmable on request
Light colour	3000 K • 4000 K • other colours on request	3000 K • 4000 K • other colours on request
Luminous flux *Source flux	20 lm (160 lm*) @ 3000 K 20 lm (160 lm*) @ 4000 K	14 lm (160 lm*) @ 3000 K 14 lm (160 lm*) @ 4000 K
Luminous efficacy	10 lm/W @ 3000 K 10 lm/W @ 4000 K	7 lm/W @ 3000 K 7 lm/W @ 4000 K
McADAM steps	3	3
Beam	360°	180°
CRI	> 90	> 90
Life time	L70 > 50.000 h Ta 40°C	L70 > 50.000 h Ta 40°C
Energy efficiency class	A++	A++
IP rating	IP 66	IP 66
IK rating	IK 08	IK 08
Insulation class	III	III



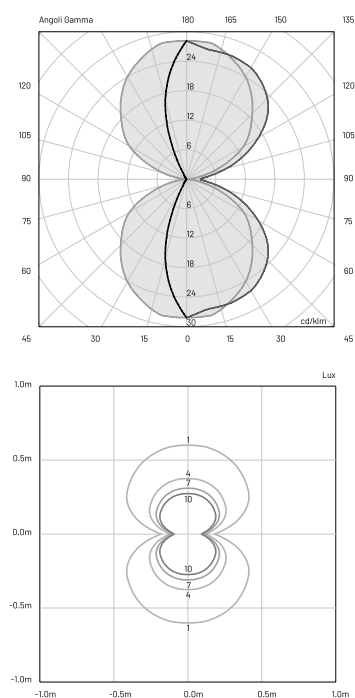
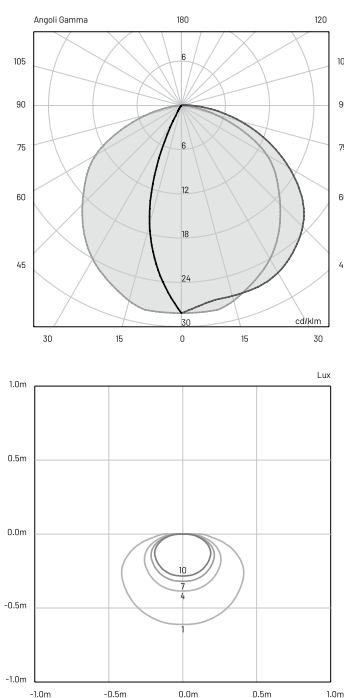
### E (LUX)

H (m)	lux (3000 K)	lux (4000 K)	Ø (m)
1.00	4	4	7.9
2.00	1	1	15.8
3.00	0	0	23.7
4.00	0	0	31.6
5.00	0	0	39.5



## TECHNICAL SPECIFICATIONS

	<b>SINGLE 120°</b>	<b>DOUBLE 120°</b>
Source lamp	LED 2 W	LED 2 W
Total wattage	2 W	2 W
Voltage	24 Vdc	24 Vdc
Control	Power supply not included • dimmable on request	Power supply not included • dimmable on request
Light colour	3000 K • 4000 K • other colours on request	3000 K • 4000 K • other colours on request
Luminous flux *Source flux	10 lm (160 lm*) @ 3000 K 10 lm (160 lm*) @ 4000 K	20 lm (160 lm*) @ 3000 K 20 lm (160 lm*) @ 4000 K
Luminous efficacy	5 lm/W @ 3000 K 5 lm/W @ 4000 K	10 lm/W @ 3000 K 10 lm/W @ 4000 K
McADAM steps	3	3
Beam	120°	120° / 120°
CRI	> 90	> 90
Life time	L70 > 50.000 h Ta 40°C	L70 > 50.000 h Ta 40°C
Energy efficiency class	A++	A++
IP rating	IP 66	IP 66
IK rating	IK 08	IK 08
Insulation class	III	III





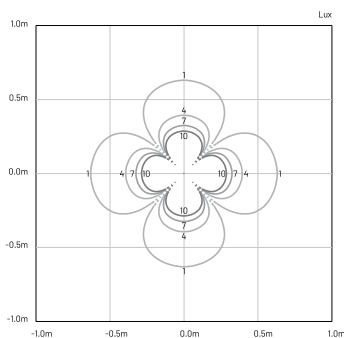
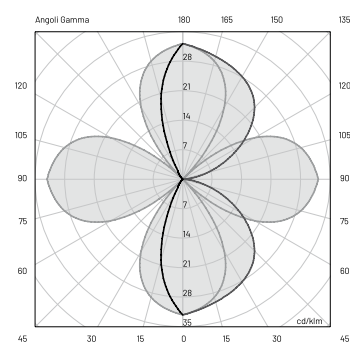
# wall mira 45 | 2W

360° • SINGLE 180° • SINGLE 120° • DOUBLE 120° •  
QUADRUPLE



## TECHNICAL SPECIFICATIONS

	<b>QUADRUPLE</b>
Source lamp	LED 2 W
Total wattage	2 W
Voltage	24 Vdc
Control	Power supply not included • dimmable on request
Light colour	3000 K • 4000 K • other colours on request
Luminous flux *Source flux	24 lm (160 lm*) @ 3000 K 24 lm (160 lm*) @ 4000 K
Luminous efficacy	12 lm/W @ 3000 K 12 lm/W @ 4000 K
McADAM steps	3
Beam	Quadruple
CRI	> 90
Life time	L70 > 50.000 h Ta 40°C
Energy efficiency class	A++
IP rating	IP 66
IK rating	IK 08
Insulation class	III





## MATERIALS

Body	Extruded aluminium EN AW6060
Diffuser	Opal polycarbonate
Finishing	Anodized

## ORDER CODE

MI 2 0 IPA \_ \_ B 7 Z \_

Finishing	1	Inox	
	2	Bronze	
Light colour	N	4000 K	
	H	3000 K	
Beam	X	360°	
	T	180°	
	V	120°	
	7	Double 120°	
	9	Quadruple	

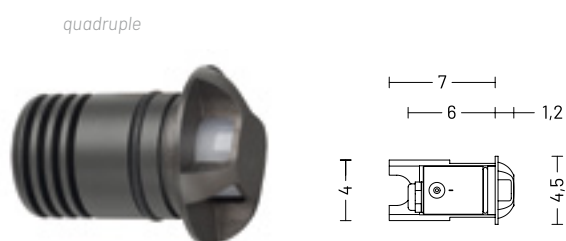
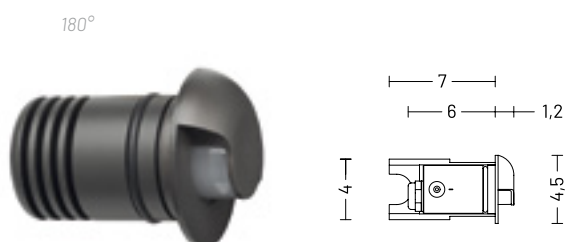
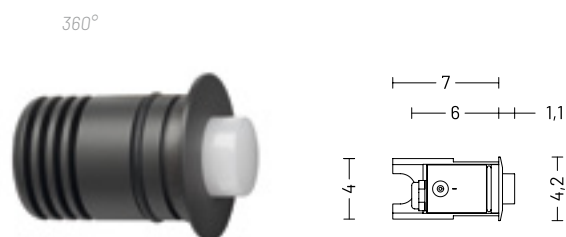
Example MI 2 0 IPA X N B 7 Z 1

## INCLUDED ACCESSORIES

Code	Description	Page
-	1 m length cable -05RN-F	-
-	Housing box	715

## AVAILABLE ACCESSORIES

Code	Description	Page
0409BT014	Transformer _ 24 Vdc - 12 W	715
0409BT015	Transformer _ 24 Vdc - 25 W	715
0409BT016	Transformer _ 24 Vdc - 100 W	715







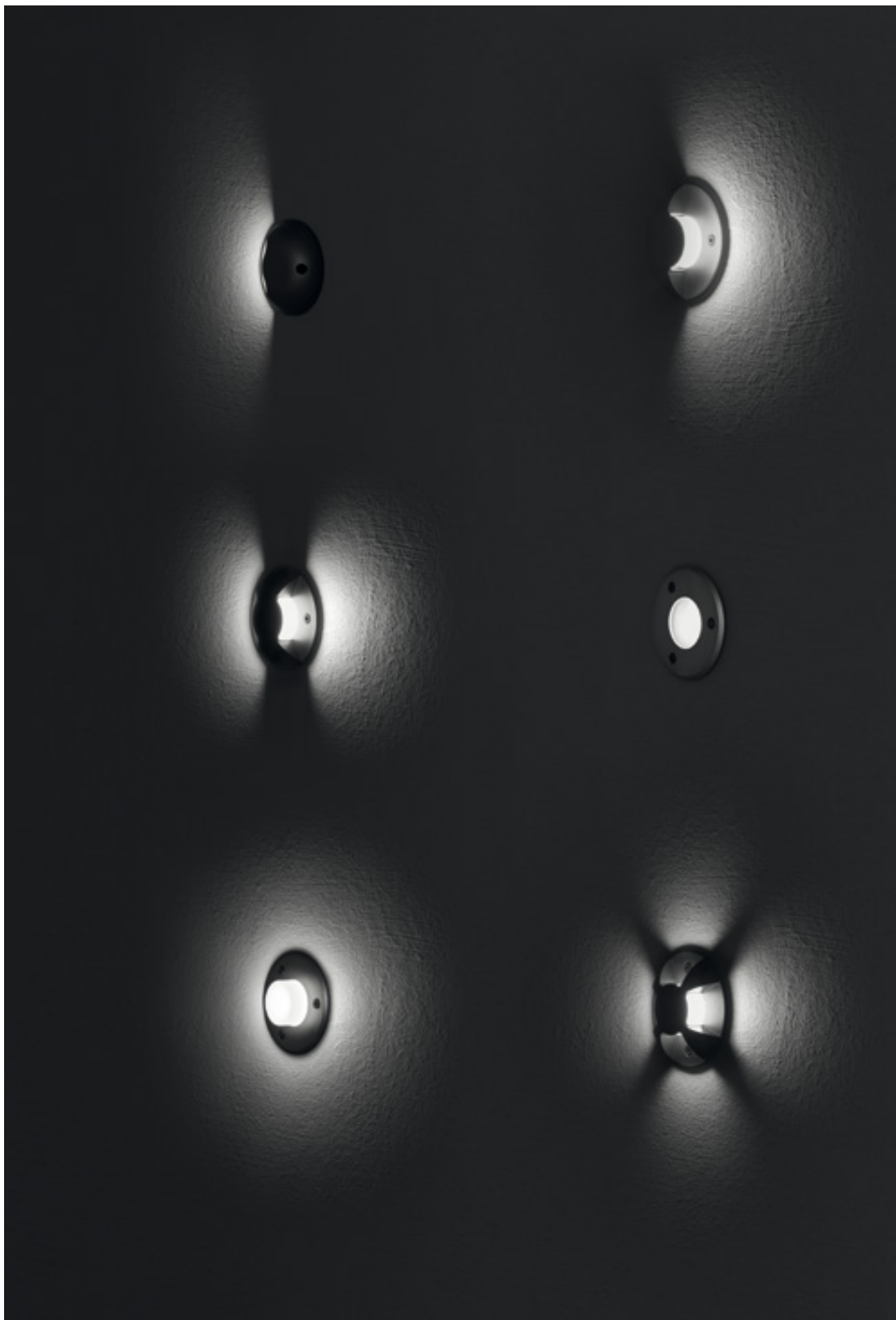
# wall mira 65

Wall Mira 65 è compatto e affidabile, disponibile in sei varianti ottiche differenti e fornito con potenza di 5 o 6 W. Una gamma completa, per un incasso installabile a parete, disponibile anche a pavimento, ideale per tutte le tipologie di outdoor. Resistente all'acqua, è in grado di sopravvivere anche in condizioni estreme, grazie allo speciale trattamento in anodizzazione della superficie. Due le finiture disponibili, inox e bronze. In Wall Mira 65 l'eleganza si fonde con precisione e discrezione, per percorsi di luce scenografici e sempre funzionali.

**EN** Wall Mira 65 is compact and reliable, available in six different optical variants and supplied with 5 or 6 W power. A complete range for recessed wall installation, also available for floor installation and ideal for all types of outdoor installations. Water resistant, it withstands the most extreme conditions thanks to the special anodizing surface treatment. Two finishes are available, stainless steel and bronze. In Wall Mira 65 elegance blends with precision and discretion, for spectacular and always functional lighting paths.

CE EAC





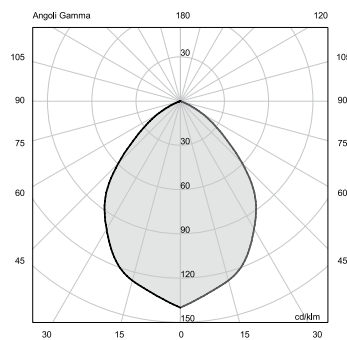
# wall mira 65 | 5W

SINGLE DIFFUSE



## TECHNICAL SPECIFICATIONS

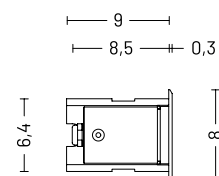
	<b>SINGLE DIFFUSE</b>
Source lamp	LED 5 W
Total wattage	5 W
Voltage	220-240 Vac, 50-60Hz
Control	On/Off • dimmable on request
Light colour	3000 K
Luminous flux *Source flux	294 lm (400 lm*)
Luminous efficacy	59 lm/W
McADAM steps	3
Beam	90°
CRI	> 80
Life time	L70 > 50.000 h Ta 40°C
Energy efficiency class	A++
IP rating	IP 66
IK rating	IK 08
Insulation class	II



<b>E (LUX)</b>		
H (m)	lux (3000 K)	Ø (m)
1.00	56	1.8
2.00	14	3.5
3.00	6	5.3
4.00	3	7.1
5.00	2	8.9

## MATERIALS



<i>Body</i>	<u>Extruded aluminium EN AW6060</u>
<i>Diffuser</i>	<u>Frosted tempered glass 8 mm</u>
<i>Finishing</i>	<u>Anodized</u>



## ORDER CODE

MI 3 0 IPADHA10\_

*Finishing*

<u>1</u>	<u>Inox</u>	
<u>2</u>	<u>Bronze</u>	

*Example*

MI 3 0 IPADHA101


## INCLUDED ACCESSORIES

<i>Code</i>	<i>Description</i>	<i>Page</i>
-	<u>1 m length cable H05RN-F</u>	-
-	<u>Housing box</u>	715



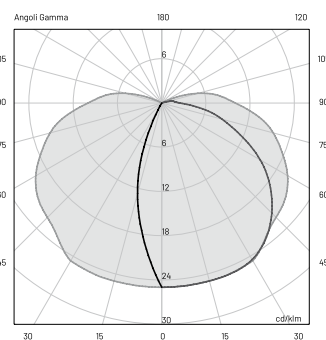
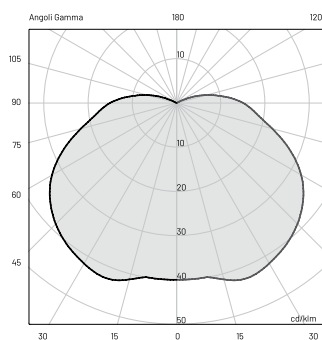
# wall mira 65 | 5W

360° • SINGLE 180° • SINGLE 120° • DOUBLE 120° •  
QUADRUPLE



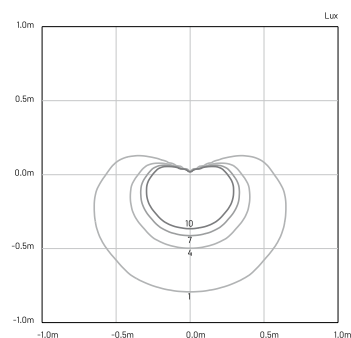
## TECHNICAL SPECIFICATIONS

	360°	SINGLE 180°
Source lamp	LED 5 W	LED 5 W
Total wattage	5 W	5 W
Voltage	220-240 Vac, 50-60 Hz	220-240 Vac, 50-60 Hz
Control	On/Off • dimmable on request	On/Off • dimmable on request
Light colour	3000 K	3000 K
Luminous flux *Source flux	86 lm (400 lm*)	33 lm (400 lm*)
Luminous efficacy	17 lm/W	6.5 lm/W
McADAM steps	3	3
Beam	360°	180°
CRI	> 80	> 80
Life time	L70 > 50.000 h Ta 40°C	L70 > 50.000 h Ta 40°C
Energy efficiency class	A++	A++
IP rating	IP 66	IP 66
IK rating	IK 08	IK 08
Insulation class	II	II



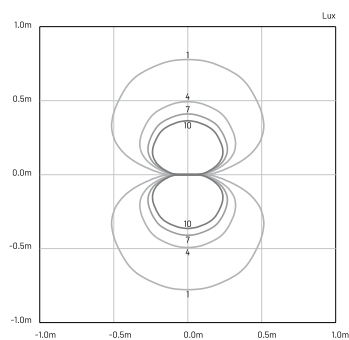
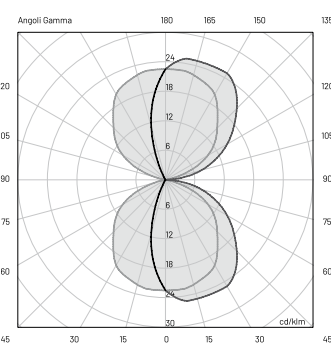
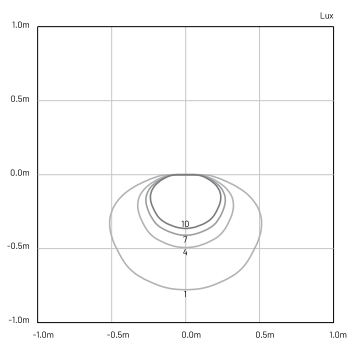
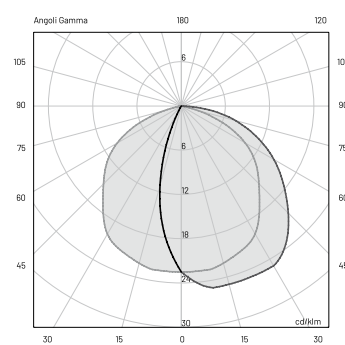
## E (LUX)

H (m)	lux (3000 K)	Ø (m)
1.00	16	8.4
2.00	4	16.8
3.00	2	25.2
4.00	1	33.6
5.00	1	42



## TECHNICAL SPECIFICATIONS

	<b>SINGLE 120°</b>	<b>DOUBLE 120°</b>
Source lamp	LED 5 W	LED 5 W
Total wattage	5 W	5 W
Voltage	220-240 Vac, 50-60 Hz	220-240 Vac, 50-60 Hz
Control	On/Off • dimmable on request	On/Off • dimmable on request
Light colour	3000 K	3000 K
Luminous flux *Source flux	21 lm (400 lm*)	42 lm (400 lm*)
Luminous efficacy	4 lm/W	8.5 lm/W
McADAM steps	3	3
Beam	120°	120° / 120°
CRI	> 80	> 80
Life time	L70 > 50.000 h Ta 40°C	L70 > 50.000 h Ta 40°C
Energy efficiency class	A++	A++
IP rating	IP 66	IP 66
IK rating	IK 08	IK 08
Insulation class	II	II



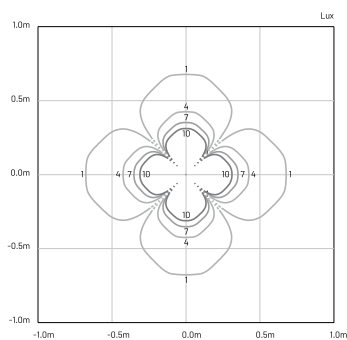
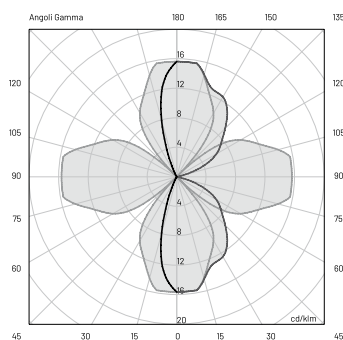
# wall mira 65 | 5W

360° • SINGLE 180° • SINGLE 120° • DOUBLE 120° •  
QUADRUPLE



## TECHNICAL SPECIFICATIONS

	<b>QUADRUPLE</b>
Source lamp	LED 5 W
Total wattage	5 W
Voltage	220-240 Vac, 50-60 Hz
Control	On/Off • dimmable on request
Light colour	3000 K
Luminous flux *Source flux	43 lm (400 lm*)
Luminous efficacy	8.5 lm/W
McADAM steps	3
Beam	Quadruple
CRI	> 80
Life time	L70 > 50.000 h Ta 40°C
Energy efficiency class	A++
IP rating	IP 66
IK rating	IK 08
Insulation class	II





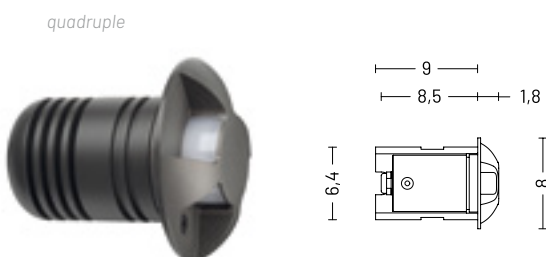
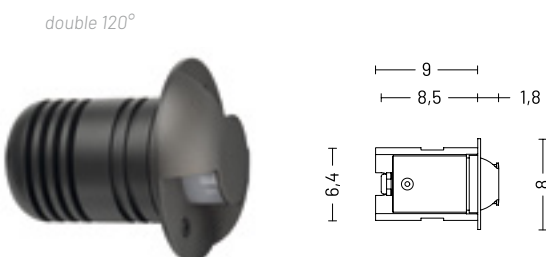
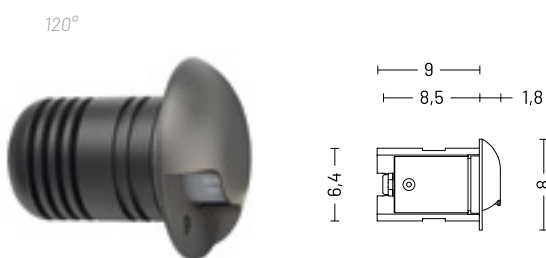
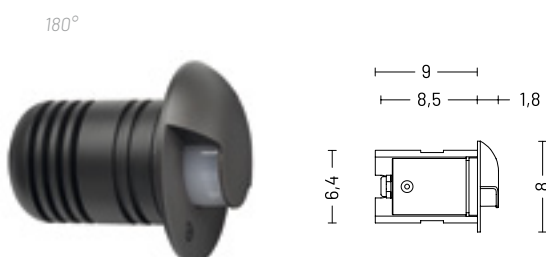
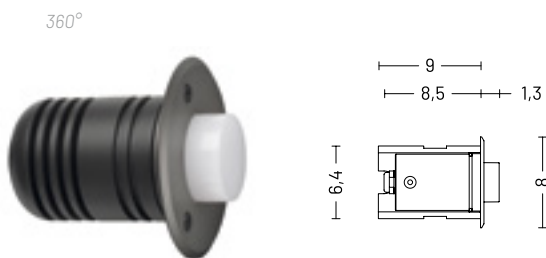
**MATERIALS**

Body	Extruded aluminium EN AW6060
Diffuser	Opal polycarbonate
Finishing	Anodized

**ORDER CODE**

MI 3 0 IPA \_ H A 1 0 \_

Finishing	1	Inox	
	2	Bronze	
Beam	X	360°	
	T	180°	
	V	120°	
	7	Double 120°	
	9	Quadruple	
Example	MI 3 0 IPAX HA 1 0 1		



**INCLUDED ACCESSORIES**

Code	Description	Page
-	1 m length cable H05RN-F	-
-	Housing box	715

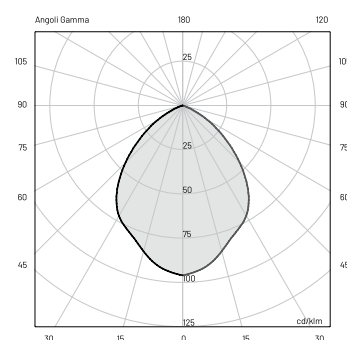
# wall mira 65 | 5W

SINGLE DIFFUSE



## TECHNICAL SPECIFICATIONS

<i>Source lamp</i>	<b>SINGLE DIFFUSE</b>
<i>Total wattage</i>	LED 5 W
<i>Voltage</i>	5 W
<i>Control</i>	24 Vdc
<i>Light colour</i>	Power supply not included • dimmable on request
<i>Luminous flux</i> <i>*Source flux</i>	3000 K • 4000 K • other colours on request
<i>Luminous efficacy</i>	88 lm (480 lm*) @ 3000 K 88 lm (480 lm*) @ 4000 K
<i>McADAM steps</i>	17.6 lm/W @ 3000 K 17.6 lm/W @ 4000 K
<i>Beam</i>	3
<i>CRI</i>	90°
<i>Life time</i>	> 90
<i>Energy efficiency class</i>	L70 > 50.000 h Ta 40°C
<i>IP rating</i>	A++
<i>IK rating</i>	IP 66
<i>Insulation class</i>	IK 08
	III

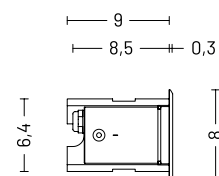


### E (LUX)

H (m)	lux (3000 K)	lux (4000 K)	Ø (m)
1.00	48	48	1.94
2.00	12	12	3.88
3.00	5	5	5.82
4.00	3	3	7.76
5.00	2	2	9.7



## MATERIALS

<i>Body</i>	Extruded aluminium EN AW6060
<i>Diffuser</i>	Extra clear tempered glass 8 mm
<i>Finishing</i>	Anodized



## ORDER CODE

MI 3 0 IP A D \_ B 7 Z \_


<i>Finishing</i>	<b>1</b>	Inox	
	<b>2</b>	Bronze	
<i>Light colour</i>	<b>N</b>	4000 K	
	<b>H</b>	3000 K	
<i>Example</i>	<b>MI 3 0 IP A D N B 7 Z 1</b>		

## INCLUDED ACCESSORIES

<i>Code</i>	<i>Description</i>	<i>Page</i>
-	1 m length cable -05RN-F	-
-	Housing box	715

## AVAILABLE ACCESSORIES

<i>Code</i>	<i>Description</i>	<i>Page</i>
<b>0409BT014</b>	Transformer _ 24 Vdc - 12 W	715
<b>0409BT015</b>	Transformer _ 24 Vdc - 25 W	715
<b>0409BT016</b>	Transformer _ 24 Vdc - 100 W	715







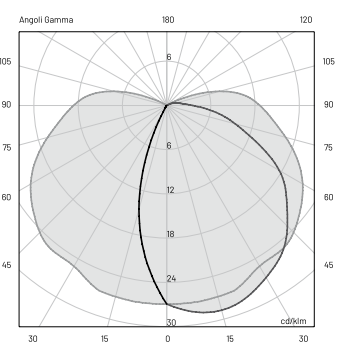
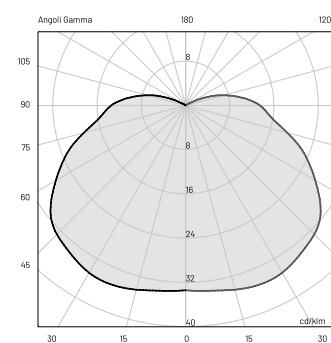
# wall mira 65 | 5W

360° • SINGLE 180° • SINGLE 120° • DOUBLE 120° •  
QUADRUPLE

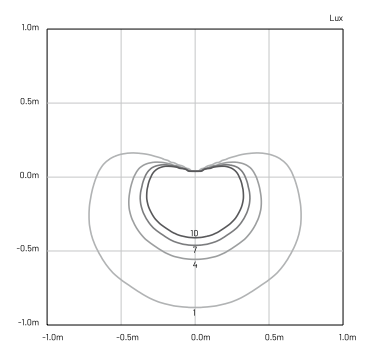


## TECHNICAL SPECIFICATIONS

	360°	SINGLE 180°
Source lamp	LED 5 W	LED 5 W
Total wattage	5 W	5 W
Voltage	24 Vdc	24 Vdc
Control	Power supply not included • dimmable on request	Power supply not included • dimmable on request
Light colour	3000 K • 4000 K • other colours on request	3000 K • 4000 K • other colours on request
Luminous flux *Source flux	95 lm (480 lm*) @ 3000 K 95 lm (480 lm*) @ 4000 K	45 lm (480 lm*) @ 3000 K 45 lm (480 lm*) @ 4000 K
Luminous efficacy	19 lm/W @ 3000 K 19 lm/W @ 4000 K	9 lm/W @ 3000 K 9 lm/W @ 4000 K
McADAM steps	3	3
Beam	360°	180°
CRI	> 90	> 90
Life time	L70 > 50.000 h Ta 40°C	L70 > 50.000 h Ta 40°C
Energy efficiency class	A++	A++
IP rating	IP 66	IP 66
IK rating	IK 08	IK 08
Insulation class	III	III

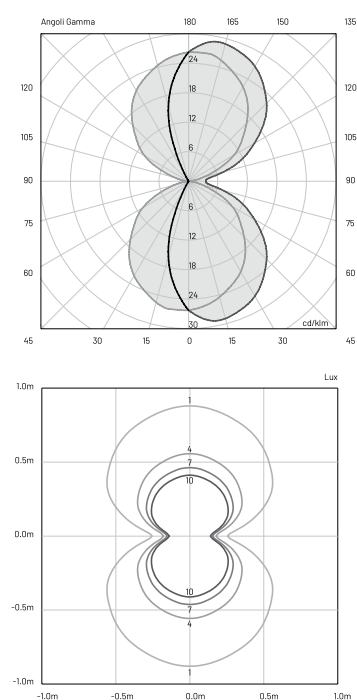
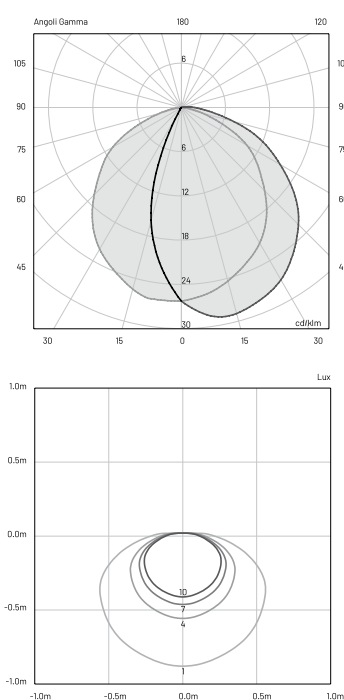


E (LUX)			
H (m)	lux (3000 K)	lux (4000 K)	Ø (m)
1.00	20	20	7.3
2.00	5	5	14.6
3.00	2	2	21.9
4.00	1	1	29.3
5.00	1	1	36.6



## TECHNICAL SPECIFICATIONS

	<b>SINGLE 120°</b>	<b>DOUBLE 120°</b>
Source lamp	LED 5 W	LED 5 W
Total wattage	5 W	5 W
Voltage	24 Vdc	24 Vdc
Control	Power supply not included • dimmable on request	Power supply not included • dimmable on request
Light colour	3000 K • 4000 K • other colours on request	3000 K • 4000 K • other colours on request
Luminous flux *Source flux	26 lm (480 lm*) @ 3000 K 26 lm (480 lm*) @ 4000 K	50 lm (480 lm*) @ 3000 K 50 lm (480 lm*) @ 4000 K
Luminous efficacy	5.2 lm/W @ 3000 K 5.2 lm/W @ 4000 K	10 lm/W @ 3000 K 10 lm/W @ 4000 K
McADAM steps	3	3
Beam	120°	120° / 120°
CRI	> 90	> 90
Life time	L70 > 50.000 h Ta 40°C	L70 > 50.000 h Ta 40°C
Energy efficiency class	A++	A++
IP rating	IP 66	IP 66
IK rating	IK 08	IK 08
Insulation class	III	III



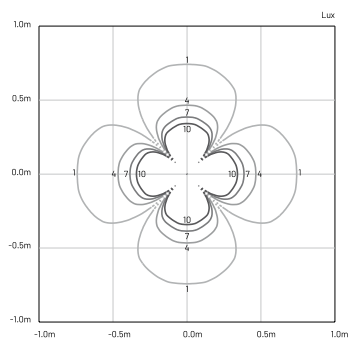
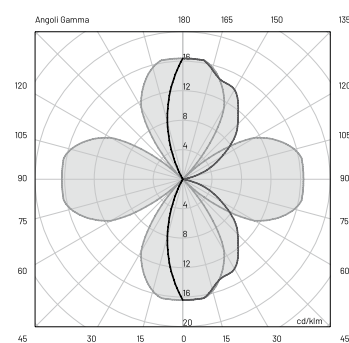
# wall mira 65 | 5W

360° • SINGLE 180° • SINGLE 120° • DOUBLE 120° •  
QUADRUPLE



## TECHNICAL SPECIFICATIONS

	<b>QUADRUPLE</b>
Source lamp	LED 5 W
Total wattage	5 W
Voltage	24 Vdc
Control	Power supply not included • dimmable on request
Light colour	3000 K • 4000 K • other colours on request
Luminous flux *Source flux	49 lm (480 lm*) @ 3000 K 49 lm (480 lm*) @ 4000 K
Luminous efficacy	9.8 lm/W @ 3000 K 9.8 lm/W @ 4000 K
McADAM steps	3
Beam	Quadruple
CRI	> 90
Life time	L70 > 50.000 h Ta 40°C
Energy efficiency class	A++
IP rating	IP 66
IK rating	IK 08
Insulation class	III





## MATERIALS

Body	Extruded aluminium EN AW6060
Diffuser	Opal polycarbonate
Finishing	Anodized

## ORDER CODE

MI 3 0 IPA \_ \_ B 7 Z \_

Finishing	1	Inox	
	2	Bronze	
Light colour	N	4000 K	
	H	3000 K	
Beam	X	360°	
	T	180°	
	V	120°	
	7	Double 120°	
	9	Quadruple	

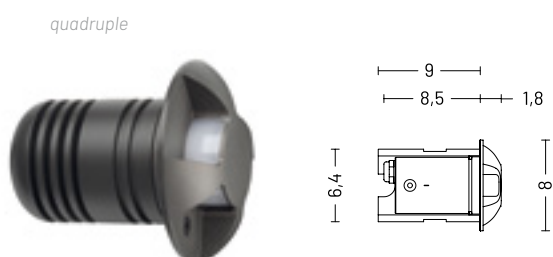
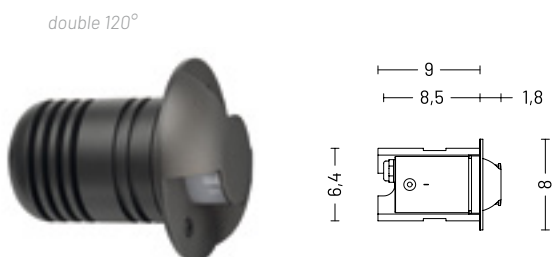
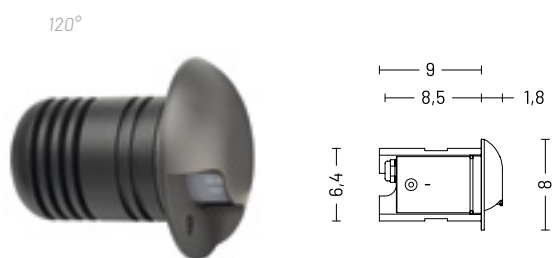
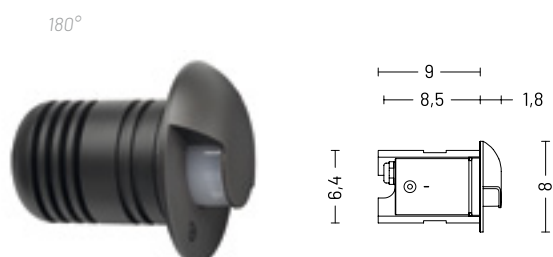
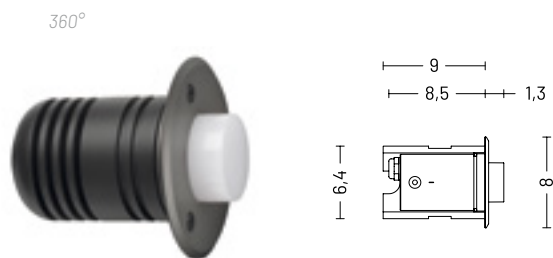
Example MI 3 0 IPA X N B 7 Z 1


## INCLUDED ACCESSORIES

Code	Description	Page
-	1 m length cable -05RN-F	-
-	Housing box	715

## AVAILABLE ACCESSORIES

Code	Description	Page
0409BT014	Transformer _ 24 Vdc - 12 W	715
0409BT015	Transformer _ 24 Vdc - 25 W	715
0409BT016	Transformer _ 24 Vdc - 100 W	715









WALL LAMPS



Ordine  
e linee  
essenziali.

[Order and essential lines.]

beam

design by Landa R&D



# beam

Beam è una forza che muove il cosmo, un apparecchio pensato per installazioni a parete con ottica spot, wide e diffuse da 9 e 20 W. Un apparecchio dal fascio di luce simmetrico, ideale per gli esterni, progettato precisamente per dotare i camminamenti della luce adeguata. Beam ha una struttura meccanica perfetta, perchè caratterizzato da una finitura esterna di verniciatura in polveri di poliestere, mentre la viteria in acciaio inox per l'accoppiamento dei diversi materiali evita il pericolo e i danneggiamenti provocati da corrosione galvanica. Un prodotto disponibile con schermo opale o trasparente, e differenti finiture, per soluzioni illuminotecniche ideali ad ogni esigenza costruttiva.

**EN** *Beam is a force that moves the cosmos, a luminaire designed for wall installations with spot, wide and diffused 9 and 20 W optics. A fixture with a symmetrical light beam, ideal for outdoor use, purposely designed to provide walkways with adequate light. Beam has a perfect mechanical structure, it features an external polyester powder coating finish, while the screws used for assembling the different materials are made of stainless steel to avoid damage and danger caused by galvanic corrosion. A product available with opal or transparent screen and different finishes for lighting solutions ideal for every construction need.*

CE EAC



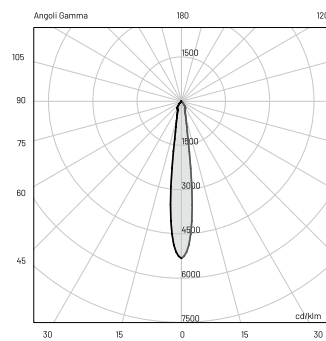


SPOT • WIDE FLOOD

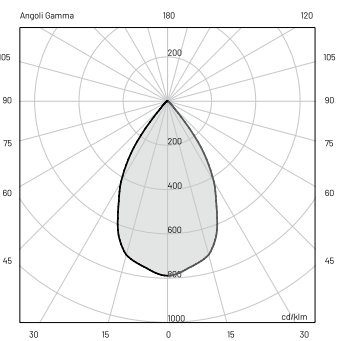


### TECHNICAL SPECIFICATIONS

	SPOT	WIDE FLOOD
Source lamp	LED 9 W	LED 9 W
Total wattage	9 W	9 W
Voltage	220-240 Vac, 50-60 Hz	220-240 Vac, 50-60 Hz
Control	On/Off	On/Off
Light colour	3000 K • 4000 K • other colours on request	3000 K • 4000 K • other colours on request
Luminous flux *Source flux	585 lm (750 lm*) @ 3000 K 620 lm (800 lm*) @ 4000 K	560 lm (750 lm*) @ 3000 K 598 lm (800 lm*) @ 4000 K
Luminous efficacy	65 lm/W @ 3000 K 69 lm/W @ 4000 K	62 lm/W @ 3000 K 67 lm/W @ 4000 K
McADAM steps	3	3
Beam	15°	60°
CRI	> 90	> 90
Life time	L70 > 50.000 h Ta 40°C	L70 > 50.000 h Ta 40°C
Energy efficiency class	A++	A++
IP rating	IP 65	IP 65
IK rating	IK 08	IK 08
Insulation class	I	I



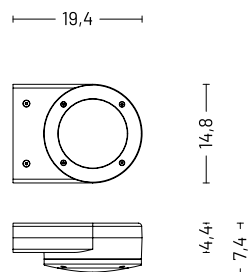
E (LUX)			
H (m)	lux (3000 K)	lux (4000 K)	Ø (m)
1.00	3995	4255	0.3
2.00	999	1064	0.5
3.00	444	473	0.8
4.00	250	266	1
5.00	160	170	1.3



E (LUX)			
H (m)	lux (3000 K)	lux (4000 K)	Ø (m)
1.00	591	630	1.2
2.00	148	157	2.4
3.00	66	70	3.6
4.00	37	39	4.8
5.00	24	25	6

## MATERIALS

Body	Die-cast aluminium EN47100
Diffuser	Extra clear polycarbonate
Finishing	Polyester powder paint



## ORDER CODE

BE 3 0 PAR \_ \_ B 1 0 \_

Finishing	L	Graphite	●
	M	Light grey	●
	V	Oxide	●
	U	White	○
Light colour	N	4000 K	
	H	3000 K	
Beam	S	Spot	
	W	Wide flood	
Example	BE 3 0 PAR S N B 1 0 L		



## AVAILABLE ACCESSORIES

Code	Description	Page
0404M004	Single connection IP68	694



### TECHNICAL SPECIFICATIONS

Source lamp

Total wattage

Voltage

Control

Light colour

Luminous flux  
\*Source flux

Luminous efficacy

McADAM steps

Beam

CRI

Life time

Energy efficiency class

IP rating

IK rating

Insulation class

#### DIFFUSE

LED 9 W

9 W

220-240 Vac, 50-60 Hz

On/Off

3000 K • 4000 K • other colours on request

300 lm (750 lm\*) @ 3000 K  
320 lm (800 lm\*) @ 4000 K

34 lm/W @ 3000 K  
36 lm/W @ 4000 K

3

Diffuse

> 90

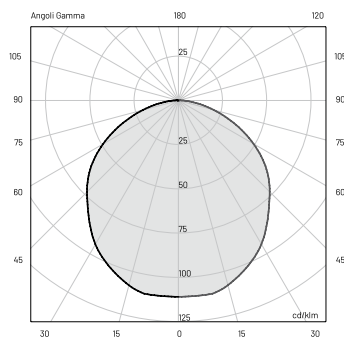
L70 > 50.000 h Ta 40°C

A++

IP 65

IK 08

I

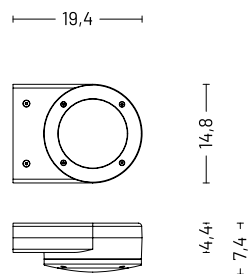


#### E (LUX)

H (m)	lux (3000 K)	lux (4000 K)	Ø (m)
1.00	104	111	2.9
2.00	26	28	5.8
3.00	12	13	8.7
4.00	6	7	11.6
5.00	4	4	14.6

## MATERIALS

Body	Die-cast aluminium EN47100
Diffuser	Opal polycarbonate
Finishing	Polyester powder paint



## ORDER CODE

BE 3 2 PAR D \_ B 10 \_

Finishing	L	Graphite	●
	M	Light grey	●
	V	Oxide	●
	U	White	○
Light colour	N	4000 K	
	H	3000 K	

Example BE 3 2 PAR D N B 10 L



## AVAILABLE ACCESSORIES

Code	Description	Page
0404M004	Single connection IP68	694

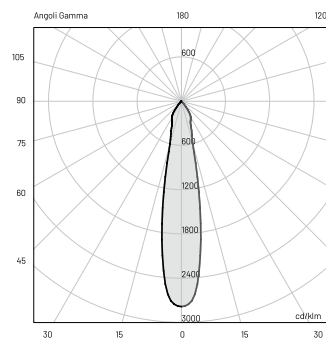


SPOT • WIDE FLOOD

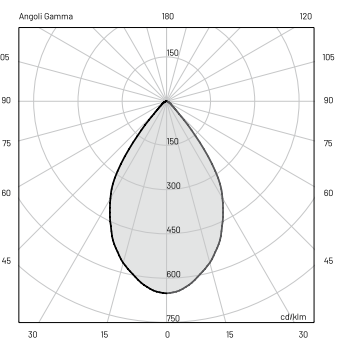


### TECHNICAL SPECIFICATIONS

	SPOT	WIDE FLOOD
Source lamp	LED 20 W	LED 20 W
Total wattage	20 W	20 W
Voltage	220-240 Vac, 50-60 Hz	220-240 Vac, 50-60 Hz
Control	On/Off	On/Off
Light colour	3000 K • 4000 K • other colours on request	3000 K • 4000 K • other colours on request
Luminous flux *Source flux	1240 lm (1925 lm*) @ 3000 K 1304 lm (2050 lm*) @ 4000 K	1240 lm (1925 lm*) @ 3000 K 1300 lm (2050 lm*) @ 4000 K
Luminous efficacy	62 lm/W @ 3000 K 65 lm/W @ 4000 K	62 lm/W @ 3000 K 65 lm/W @ 4000 K
McADAM steps	3	3
Beam	20°	60°
CRI	> 90	> 90
Life time	L70 > 50.000 h Ta 40°C	L70 > 50.000 h Ta 40°C
Energy efficiency class	A++	A++
IP rating	IP 65	IP 65
IK rating	IK 08	IK 08
Insulation class	I	I



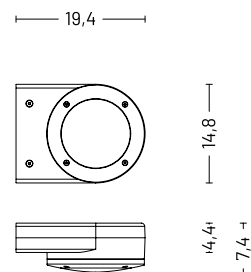
E (LUX)			
H (m)	lux (3000 K)	lux (4000 K)	Ø (m)
1.00	5013	5264	0.4
2.00	1253	1316	0.7
3.00	557	585	1.1
4.00	313	329	1.5
5.00	201	211	1.8



E (LUX)			
H (m)	lux (3000 K)	lux (4000 K)	Ø (m)
1.00	1172	1230	1.3
2.00	293	308	2.6
3.00	130	137	4
4.00	73	77	5.3
5.00	47	49	6.6

## MATERIALS

Body	Die-cast aluminium EN47100
Diffuser	Extra clear polycarbonate
Finishing	Polyester powder paint



## ORDER CODE

BE 31 PAR \_ \_ B 10 \_

Finishing	<b>L</b>	Graphite	●
	<b>M</b>	Light grey	●
	<b>V</b>	Oxide	●
	<b>U</b>	White	○
Light colour	<b>N</b>	4000 K	
	<b>H</b>	3000 K	
Beam	<b>S</b>	Spot	
	<b>W</b>	Wide flood	
Example	<b>BE 31 PAR S N B 10 L</b>		



## AVAILABLE ACCESSORIES

Code	Description	Page
0404M004	Single connection IP68	694



### TECHNICAL SPECIFICATIONS

Source lamp

Total wattage

Voltage

Control

Light colour

Luminous flux  
\*Source flux

Luminous efficacy

McADAM steps

Beam

CRI

Life time

Energy efficiency class

IP rating

IK rating

Insulation class

#### DIFFUSE

LED 20 W

20 W

220-240 Vac, 50-60 Hz

On/Off

3000 K • 4000 K • other colours on request

720 lm (1925 lm\*) @ 3000 K  
770 lm (2050 lm\*) @ 4000 K

36 lm/W @ 3000 K  
38.5 lm/W @ 4000 K

3

Diffuse

> 90

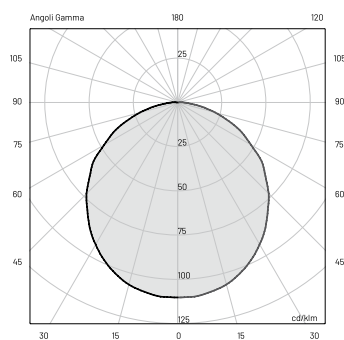
L70 > 50.000 h Ta 40°C

A++

IP 65

IK 08

I

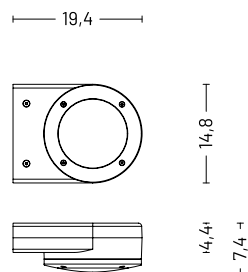


#### E (LUX)

H (m)	lux (3000 K)	lux (4000 K)	Ø (m)
1.00	248	264	3
2.00	62	66	6
3.00	28	30	9
4.00	15	16	12
5.00	10	11	15

## MATERIALS

Body	Die-cast aluminium EN47100
Diffuser	Opal polycarbonate
Finishing	Polyester powder paint



## ORDER CODE

BE 33 PAR D \_ B 10 \_

Finishing	L	Graphite	●
	M	Light grey	●
	V	Oxide	●
	U	White	○
Light colour	N	4000 K	
	H	3000 K	

Example BE 33 PAR D N B 10 L



## AVAILABLE ACCESSORIES

Code	Description	Page
0404M004	Single connection IP68	694





Galassia  
luminosa.



[Luminous galaxy.]

fog

design by Landa R&D





# fog 80

Riflessione e progettazione, Fog 80 è chiarezza in forma tridimensionale senza ombra alcuna. Compatto e ultra resistente, per applicazioni da parete.

Il corpo cilindrico ha un ingombro di Ø 86 x h 77 mm ed è realizzato in alluminio pressofuso, con possibilità di finitura graphite, oxide, white e black.

Una luce diffusa con temperatura colore 3000 K (su richiesta altre temperature colore e versione color change), uniforme, è emessa da una sorgente in tecnologia LED; il vetro temprato opale, garantisce massima resistenza in condizioni outdoor estreme. L'alimentazione è remota, con possibilità di gestione DALI su richiesta, così da rendere l'applicazione del prodotto outdoor di facile gestione in qualunque contesto.

**EN** *Reflection and design, Fog 80 is clarity in a three-dimensional shape without any shadow. Compact and ultra-resistant, for wall applications.*

*The cylindrical body of Fog 80 measures Ø 86 x h 77 mm and is made in die-cast aluminium, with the possibility of finish in graphite, oxide, white and black.*

*A uniform diffused light with 3000 K colour temperature (other colour temperatures and colour change version on request), is emitted from a LED technology source; the opal tempered glass guarantees maximum resistance in extreme outdoor conditions.*

*Power supply is remote, with the possibility of DALI management on request, so as to make application of the outdoor product easy to manage in any context.*

**CE EAC**

**FOG 80 | WALL RECESSED > 148**

**FOG 80 | CEILING RECESSED > 366**

**FOG 80 | CEILING LAMP > 408**





## fog 80

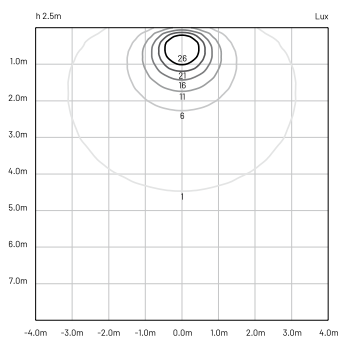
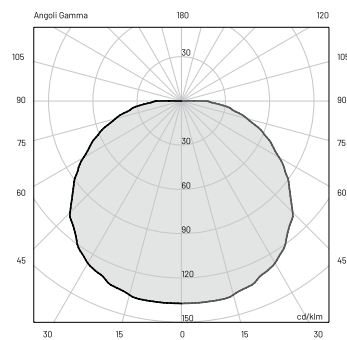
DIFFUSE

6W



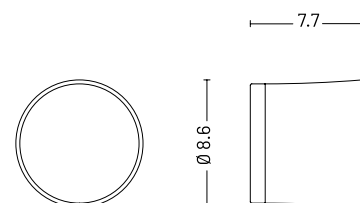
### TECHNICAL SPECIFICATIONS

	<b>DIFFUSE</b>
Source lamp	LED 6 W
Total wattage	6 W
Voltage	24 Vdc
Control	Power supply not included
Light colour	3000 K • other colours on request
Luminous flux *Source flux	345 lm (700 lm*)
Luminous efficacy	58 lm/W
McADAM steps	3
Beam	diffuse
CRI	> 90
Life time	L70 > 50.000 h Ta 40°C
Energy efficiency class	A++
IP rating	IP 65
IK rating	IK 08
Insulation class	III



## MATERIALS

<i>Body</i>	Die-cast aluminium EN47100
<i>Diffuser</i>	Opal glass
<i>Finishing</i>	Polyester powder paint



## ORDER CODE

FG 5 0 POS D H B 7 Z \_

*Finishing*

<b>L</b>	Graphite	●
<b>V</b>	Oxide	●
<b>U</b>	White	○
<b>G</b>	Black	●

*Example*

FG 5 0 POS D H B 7 Z L



## AVAILABLE ACCESSORIES

<i>Code</i>	<i>Description</i>	<i>Page</i>
0409BT014	Transformer _ 24 Vdc - 12 W	702
0409BT015	Transformer _ 24 Vdc - 25 W	702
0409BT016	Transformer _ 24 Vdc - 100 W	702

# fog 125

Grazie al vetro temprato opale ultra resistente, la luce di Fog 125, apparecchio illuminante da parete, risulta diffusa e uniforme.

Il prodotto è longevo, ha potenza 14.5 W e garantisce alte performance.

Quattro sono le varianti di finitura, realizzata tramite verniciatura a polveri: graphite, oxide, white e black, per un'ampia possibilità di personalizzazione estetica.

Il corpo in alluminio pressofuso ha un diametro di 130 x h 77 mm.

L'alimentazione è integrata, con possibilità di gestione DALI su richiesta; la temperatura colore è di 3000 K, con possibilità, su richiesta, di altre temperature colore e versione color change.

**EN** *Thanks to the ultra-resistant opal tempered glass, the light of Fog 125, a wall luminaire, is diffuse and uniform.*

*The product is long-lasting, has a power output of 14.5 W and guarantees high performance.*

*Four are the finishing options, made through powder coating: graphite, oxide, white and black, for a wide range of aesthetic customization.*

*The die-cast aluminium body has a diameter of 130 x h 77 mm.*

*Power supply is integrated, with the possibility of DALI management on request; the colour temperature is 3000 K, with other colour temperatures and colour change version options available on request.*



**FOG 125 | WALL RECESSED > 152**

**FOG 125 | CEILING RECESSED > 372**

**FOG 125 | CEILING LAMP > 412**



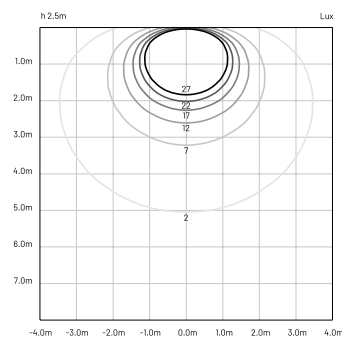
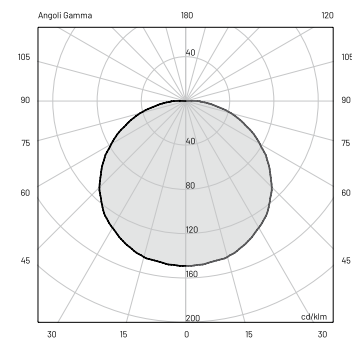


# fog 125 | 14.5W

DIFFUSE

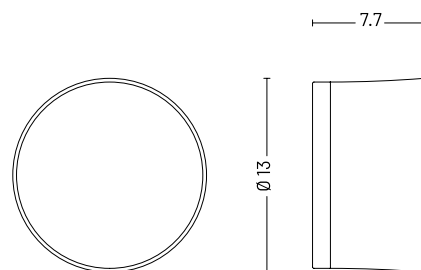
## TECHNICAL SPECIFICATIONS

<i>Source lamp</i>	LED 14,5 W
<i>Total wattage</i>	17.7 W
<i>Voltage</i>	220-240 Vac, 50-60Hz
<i>Control</i>	On/Off • dimmable on request
<i>Light colour</i>	3000 K • other colours on request
<i>Luminous flux</i> <i>*Source flux</i>	950 lm (1850 lm*)
<i>Luminous efficacy</i>	54 lm/W
<i>McADAM steps</i>	3
<i>Beam</i>	diffuse
<i>CRI</i>	> 90
<i>Life time</i>	L70 > 50.000 h Ta 40°C
<i>Energy efficiency class</i>	A++
<i>IP rating</i>	IP 65
<i>IK rating</i>	IK 08
<i>Insulation class</i>	I



## MATERIALS

<i>Body</i>	<u>Die-cast aluminium EN47100</u>
<i>Diffuser</i>	<u>Opal glass</u>
<i>Finishing</i>	<u>Polyester powder paint</u>



## ORDER CODE

FG 6 0 POS D H B 1 0 \_

*Finishing*

<b>L</b>	Graphite	●
<b>V</b>	Oxide	●
<b>U</b>	White	○
<b>G</b>	Black	●

*Example*

FG 6 0 POS D H B 1 0 L





# fog 200

Potenza e visione. Ricerca e innovazione, per un apparecchio tecnico dalla forma "classica", ingegnerizzato nel modo più tecnologico possibile. Fog 200 ha una sorgente luminosa in tecnologia LED da 22.4 W e garantisce resistenza e longevità; la scelta ideale per ogni esigenza illuminotecnica outdoor, anche grazie alle possibili varianti di finitura, realizzate tramite verniciatura a polveri in quattro colori: graphite, oxide, white e black.

L'emissione luminosa diffusa, ottenuta tramite il vetro opale è performante; disponibile con temperatura colore 3000 K; su richiesta, altre temperature colore e versione color change.

**EN** *Power and vision. Research and innovation, for a technical luminaire with the "classical" shape, re-engineered in the most technological way possible.*

*Fog 200 has a 22.4 W LED technology luminous source and guarantees resistance and longevity; the ideal choice for any outdoor technical-lighting need, also thanks to the possible finish options, realised through powder coating in four colours: graphite, oxide, white and black.*

*The diffused light emission, obtained through the opal glass, is highly performing; available with 3000 K colour temperature; other colour temperatures and colour change version available on request.*

**CE EAC**

**FOG 200 | WALL RECESSED > 156**

**FOG 200 | CEILING RECESSED > 378**

**FOG 200 | CEILING LAMP > 418**





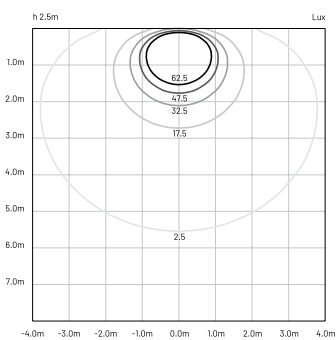
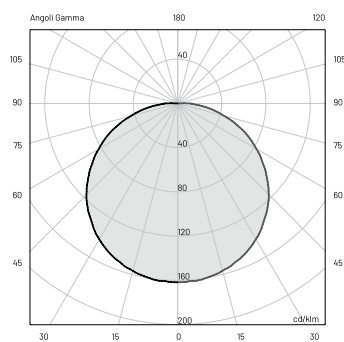
# fog 200 | 22.4W

DIFFUSE



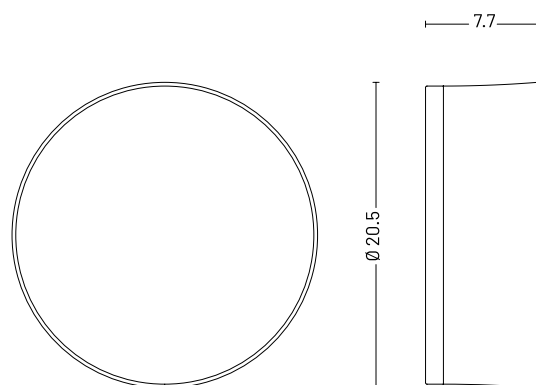
## TECHNICAL SPECIFICATIONS

	<b>DIFFUSE</b>
Source lamp	LED 22.4 W
Total wattage	27 W
Voltage	220-240 Vac, 50-60Hz
Control	On/Off • dimmable on request
Light colour	3000 K • other colours on request
Luminous flux *Source flux	1500 lm (2800 lm*)
Luminous efficacy	56 lm/W
McADAM steps	3
Beam	diffuse
CRI	> 90
Life time	L70 > 50.000 h Ta 40°C
Energy efficiency class	A++
IP rating	IP 65
IK rating	IK 08
Insulation class	I



## MATERIALS

<i>Body</i>	<u>Die-cast aluminium EN47100</u>
<i>Diffuser</i>	<u>Opal glass</u>
<i>Finishing</i>	<u>Polyester powder paint</u>



## ORDER CODE

FG 8 0 POS D H B 10 \_

*Finishing*

<b>L</b>	Graphite	●
<b>V</b>	Oxide	●
<b>U</b>	White	○
<b>G</b>	Black	●

*Example*

FG 8 0 POS D H B 10 L



Magia  
di luce.

[The magic of light.]

i-lantern

design by Landa R&D



# i-lantern

I-Lantern si presenta caratterizzato da una forte personalità, una regia luminosa con emissione diffusa dal cuore potente 10 W, ideale per applicazioni da parete. Una fusione estetica che vive in parallelo a un design minimal per declinarsi in molteplici possibili installazioni in esterno. Composto da un telaio portante in alluminio estruso, I-Lantern è un apparecchio illuminante con possibilità di gestione e dimmerazione via Bluetooth su richiesta. I-Lantern illumina l'outdoor di spazi privati e non solo.

**EN** *I-Lantern is characterised by a strong personality, a direction of light with a diffuse light beam and a 10 W powerful heart, perfect for wall applications. An aesthetic fusion lives in parallel with a minimal design in order to be declined in many possible outdoor installations. Composed of a structural framework in extruded aluminium, I-Lantern is a luminaire with the possibility to be managed and dimmed via Bluetooth on request. I-Lantern lights the outdoors of private spaces and beyond.*

CE EAC

I-LANTERN | BOLLARD > 568  
 I-LANTERN | POLE > 652  
 I-LANTERN | GARDEN LAMP > 40







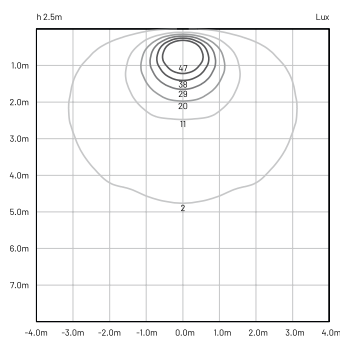
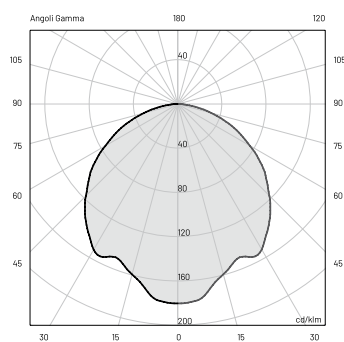
# i-lantern | 10W

DIFFUSE



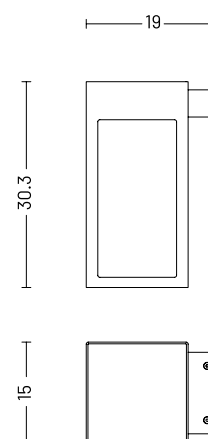
## TECHNICAL SPECIFICATIONS

	<b>DIFFUSE</b>
Source lamp	LED 10 W
Total wattage	12.5 W
Voltage	220-240 Vac, 50-60 Hz
Control	On/Off
Light colour	3000 K
Luminous flux *Source flux	700 lm (1360 lm*)
Luminous efficacy	56 lm/W
McADAM steps	3
Beam	diffuse
CRI	> 90
Life time	L70 > 50.000 h Ta 40°C
Energy efficiency class	A++
IP rating	IP 65
IK rating	IK 08
Insulation class	I



## MATERIALS

Body	Die-cast aluminium EN47100 and extruded aluminium EN-AW6060
Diffuser	Opal polycarbonate
Finishing	Polyester powder paint



## ORDER CODE

LN70 PARDHB10\_

Finishing

L	Graphite	●
V	Oxide	●
U	White	○
G	Black	●

Example

LN70 PARDHB10L

## INCLUDED ACCESSORIES

Code	Description	Page
0404M010	Single connection IP68	703



Impertur-  
babilità  
luminosa.

[Imperturbable light.]

kami

design by Landa R&D



# kami

Quando la tradizione si fonde con la tecnologia, Kami illumina gli ambienti in modo perfetto. Un prodotto estremamente affidabile, longevo, versatile: una luce diffusa, quasi naturale, emanata dallo schermo opale in polycarbonato fornito con o senza griglia. Una geometria precisa, in cui luce e forma si completano, creando un fascio luminoso imperturbabile e mai invasivo. Disponibile con potenza luminosa da 10 W, il corpo in alluminio pressofuso di Kami è personalizzabile con varie finiture, dal bianco al nero, per soluzioni estetiche infinite.

**EN** *With Kami tradition and technology come together to illuminate rooms in a perfect way.*

*An extremely reliable, long-lasting and versatile product: a diffused natural light emitted by an opal polycarbonate screen supplied with or without grid. Precise geometry where light and shape complement each other creating an imperturbable and never invasive light beam. Available with 10 W power, the Kami die-cast aluminum body can be customized with various finishes, from white to black, for infinite aesthetic solutions.*

**CE EAC**

**KAMI | CEILING LAMP > 424**





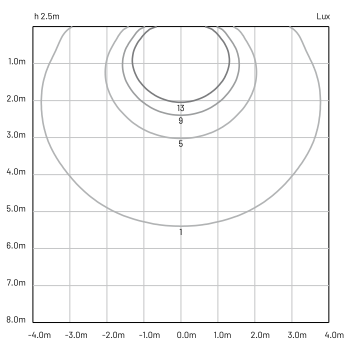
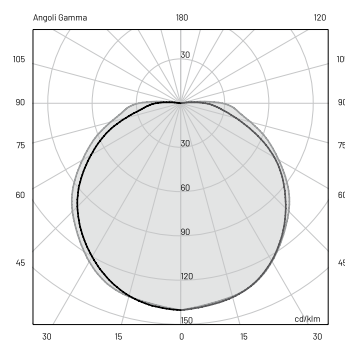
## kami\_1

DIFFUSE

| 10W


**TECHNICAL  
SPECIFICATIONS**

<i>Source lamp</i>	<b>DIFFUSE</b>
<i>Total wattage</i>	LED 10 W
<i>Voltage</i>	13 W
<i>Control</i>	220-240 Vac, 50-60 Hz
<i>Light colour</i>	On/Off • dimmable on request
<i>Luminous flux</i> <i>*Source flux</i>	3000 K • 4000 K • other colours on request
<i>Luminous efficacy</i>	570 lm (1200 lm*) @ 3000 K 610 lm (1300 lm*) @ 4000 K
<i>McADAM steps</i>	44 lm/W @ 3000 K 47 lm/W @ 4000 K
<i>Beam</i>	3
<i>CRI</i>	Diffuse
<i>Life time</i>	> 90
<i>Energy efficiency class</i>	L70 > 50.000 h Ta 40°C
<i>IP rating</i>	A++
<i>IK rating</i>	IP 65
<i>Insulation class</i>	IK 08
	I



## MATERIALS

Body	Die-cast aluminium EN47100
Diffuser	Opal polycarbonate
Finishing	Polyester powder paint

## ORDER CODE

KA10POSD\_B10\_

Finishing

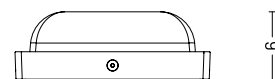
<b>L</b>	Graphite	●
<b>M</b>	Light grey	●
<b>V</b>	Oxide	●
<b>G</b>	Black	●
<b>U</b>	White	○

Light colour

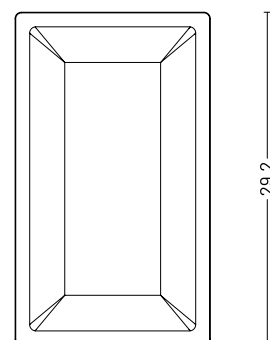
<b>N</b>	4000 K
<b>H</b>	3000 K

Example

KA10POSDHB10L



17,1



29,2





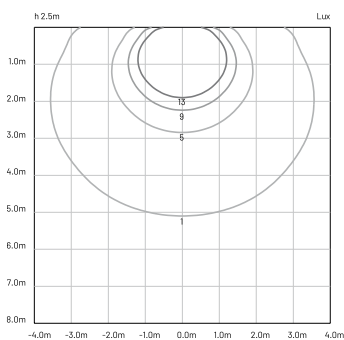
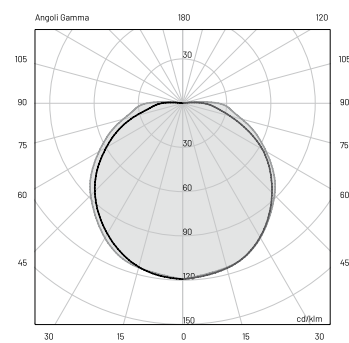
## kami\_2

DIFFUSE

| 10W


**TECHNICAL  
SPECIFICATIONS**

<i>Source lamp</i>	<b>DIFFUSE</b>
<i>Total wattage</i>	LED 10 W
<i>Voltage</i>	13 W
<i>Control</i>	220-240 Vac, 50-60 Hz
<i>Light colour</i>	On/Off • dimmable on request
<i>Luminous flux</i> <i>*Source flux</i>	3000 K • 4000 K • other colours on request
<i>Luminous efficacy</i>	570 lm (1200 lm*) @ 3000 K 610 lm (1300 lm*) @ 4000 K
<i>McADAM steps</i>	44 lm/W @ 3000 K 47 lm/W @ 4000 K
<i>Beam</i>	3
<i>CRI</i>	Diffuse
<i>Life time</i>	> 90
<i>Energy efficiency class</i>	L70 > 50.000 h Ta 40°C
<i>IP rating</i>	A++
<i>IK rating</i>	IP 65
<i>Insulation class</i>	IK 08
	I



## MATERIALS

Body	Die-cast aluminium EN47100
Diffuser	Opal polycarbonate
Finishing	Polyester powder paint

## ORDER CODE

KA 2 0 POS D \_ B 1 0 \_

Finishing


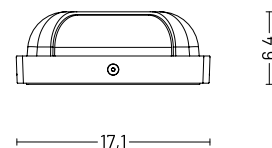
L	Graphite	●
M	Light grey	●
V	Oxide	●
G	Black	●
U	White	○

Light colour

N	4000 K
H	3000 K

Example

KA 2 0 POS D H B 1 0 L







Armonia e  
funzionalità.

[Harmony and functionality.]

kubs

design by Landa R&D



# kubs

Quattro lati e un'assoluta tridimensionalità per Kubs, apparecchio a parete perfetto per la valorizzazione delle facciate attraverso una luce semplice e scenografica.

Un design armonico, compatto; un apparecchio fornito con potenza 3 e 6 W a mono o biemissione con ottiche spot e flood. La doppia possibilità di finitura, graphite e oxide ne amplia le potenzialità di installazione, unendo la funzione estetica alla qualità tecnica.

Fasci di luce precisi, per effetti d'impatto su edifici residenziali e ricettivi.

**EN** *Four sides and absolute 3D, Kubs is a perfect wall luminaire for the enhancement of facades through a simple and scenic light. A harmonious compact design; a luminaire supplied with 3 and 6 W single- or double-emission power with spot and flood optics. Two available finishes, graphite and oxide, increase the variety of possible installations, combining aesthetic function with technical quality. Precise light beams for high impact effects on residential and receptive buildings.*

CE EAC

KUBS | BOLLARD > 574





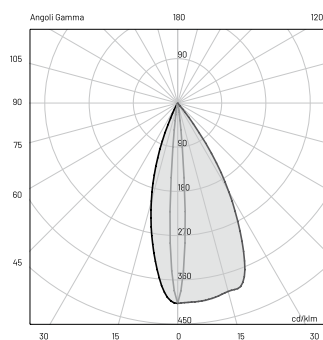


SINGLE SPOT • SINGLE FLOOD



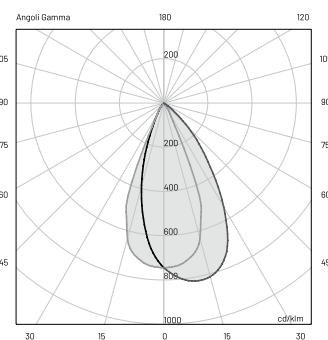
### TECHNICAL SPECIFICATIONS

	SINGLE SPOT	SINGLE FLOOD
Source lamp	LED 3 W	LED 3 W
Total wattage	5.5 W	5.5 W
Voltage	220-240 Vac, 50-60 Hz	220-240 Vac, 50-60 Hz
Control	On/Off • dimmable on request	On/Off • dimmable on request
Light colour	3000 K • other colours on request	3000 K • other colours on request
Luminous flux *Source flux	15 lm (260 lm*)	128 lm (260 lm*)
Luminous efficacy	3 lm/W	24 lm/W
McADAM steps	3	3
Beam	10°	45°
CRI	> 90	> 90
Life time	L70 > 50.000 h Ta 40°C	L70 > 50.000 h Ta 40°C
Energy efficiency class	A++	A++
IP rating	IP 65	IP 65
IK rating	IK 08	IK 08
Insulation class	I	I



#### E (LUX)

H (m)	lux (3000 K)	Ø (m)
1.00	106	0.15
2.00	26	0.3
3.00	12	0.45
4.00	7	0.6
5.00	4	0.75

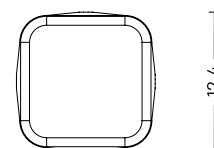
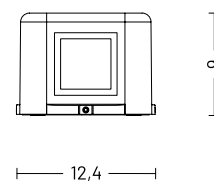


#### E (LUX)

H (m)	lux (3000 K)	Ø (m)
1.00	205	0.8
2.00	51	1.6
3.00	23	2.4
4.00	13	3.2
5.00	8	4

## MATERIALS

<i>Body</i>	<u>Die-cast aluminium EN47100</u>
<i>Diffuser</i>	<u>Extra clear PMMA</u>
<i>Finishing</i>	<u>Polyester powder paint</u>



## ORDER CODE

KU 3 0 PAR \_ HB 10 \_

Finishing	<b>L</b>	Graphite	●
	<b>V</b>	Oxide	●
Beam	<b>S</b>	Spot	
	<b>F</b>	Flood	

*Example* KU 3 0 PAR S HB 10 L

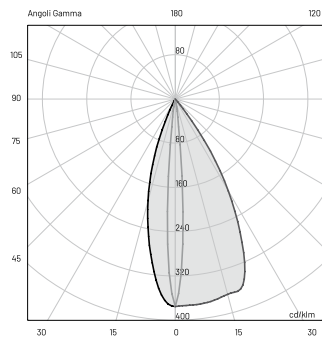


SINGLE SPOT • SINGLE FLOOD



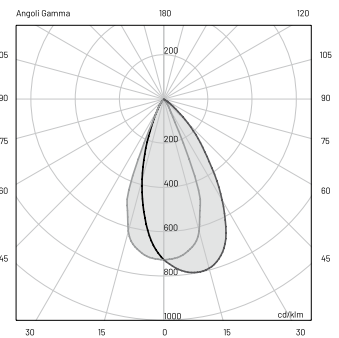
### TECHNICAL SPECIFICATIONS

	SINGLE SPOT	SINGLE FLOOD
Source lamp	LED 6 W	LED 6 W
Total wattage	9 W	9 W
Voltage	220-240 Vac, 50-60 Hz	220-240 Vac, 50-60 Hz
Control	On/Off • dimmable on request	On/Off • dimmable on request
Light colour	3000 K • other colours on request	3000 K • other colours on request
Luminous flux *Source flux	26 lm (520 lm*)	250 lm (520 lm*)
Luminous efficacy	3 lm/W	28 lm/W
McADAM steps	3	3
Beam	10°	45°
CRI	> 90	> 90
Life time	L70 > 50.000 h Ta 40°C	L70 > 50.000 h Ta 40°C
Energy efficiency class	A++	A++
IP rating	IP 65	IP 65
IK rating	IK 08	IK 08
Insulation class	I	I



#### E (LUX)

H (m)	lux (3000 K)	Ø (m)
1.00	195	0.15
2.00	49	0.3
3.00	22	0.45
4.00	12	0.6
5.00	8	0.75

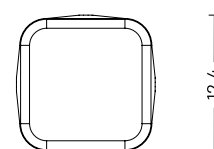
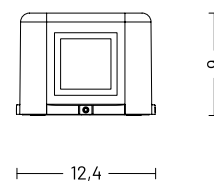


#### E (LUX)

H (m)	lux (3000 K)	Ø (m)
1.00	400	0.8
2.00	100	1.6
3.00	44	2.4
4.00	25	3.2
5.00	16	4

## MATERIALS

<i>Body</i>	<u>Die-cast aluminium EN47100</u>
<i>Diffuser</i>	<u>Extra clear PMMA</u>
<i>Finishing</i>	<u>Polyester powder paint</u>



## ORDER CODE

KU31PAR\_HB10\_

Finishing	<u>L</u>	Graphite	●
	<u>V</u>	Oxide	●
Beam	<u>S</u>	Spot	
	<u>F</u>	Flood	

*Example* KU31PARSHB10L

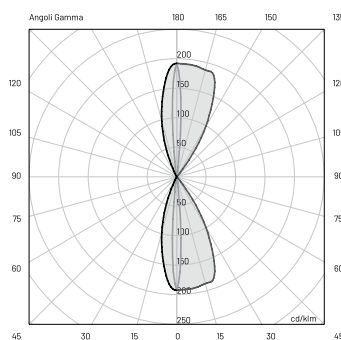


DOUBLE SPOT • DOUBLE FLOOD • DOUBLE SPOT/FLOOD



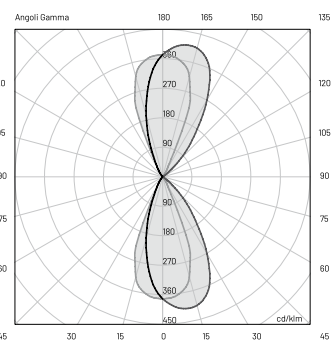
### TECHNICAL SPECIFICATIONS

	DOUBLE SPOT	DOUBLE FLOOD
Source lamp	LED 6 W	LED 6 W
Total wattage	9 W	9 W
Voltage	220-240 Vac, 50-60 Hz	220-240 Vac, 50-60 Hz
Control	On/Off • dimmable on request	On/Off • dimmable on request
Light colour	3000 K • other colours on request	3000 K • other colours on request
Luminous flux *Source flux	30 lm (520 lm*)	256 lm (520 lm*)
Luminous efficacy	3.5 lm/W	29 lm/W
McADAM steps	3	3
Beam	10° / 10°	45° / 45°
CRI	> 90	> 90
Life time	L70 > 50.000 h Ta 40°C	L70 > 50.000 h Ta 40°C
Energy efficiency class	A++	A++
IP rating	IP 65	IP 65
IK rating	IK 08	IK 08
Insulation class	I	I



#### E (LUX)

H (m)	lux (3000 K)	Ø (m)
1.00	2 x 106	0.15
2.00	2 x 26	0.3
3.00	2 x 12	0.45
4.00	2 x 7	0.6
5.00	2 x 4	0.75

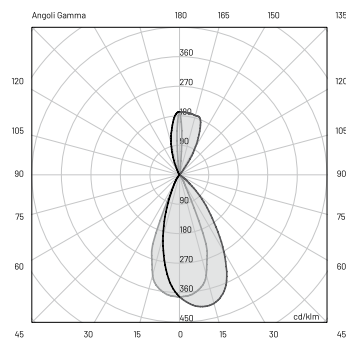


#### E (LUX)

H (m)	lux (3000 K)	Ø (m)
1.00	2 x 205	0.8
2.00	2 x 51	1.6
3.00	2 x 23	2.4
4.00	2 x 13	3.2
5.00	2 x 8	4

## TECHNICAL SPECIFICATIONS

	<b>DOUBLE SPOT/FLOOD</b>
Source lamp	LED 6 W
Total wattage	9 W
Voltage	220-240 Vac, 50-60 Hz
Control	On/Off • dimmable on request
Light colour	3000 K • other colours on request
Luminous flux *Source flux	143 lm (520 lm*)
Luminous efficacy	16 lm/W
McADAM steps	3
Beam	10° / 45°
CRI	> 90
Life time	L70 > 50.000 h Ta 40°C
Energy efficiency class	A++
IP rating	IP 65
IK rating	IK 08
Insulation class	I



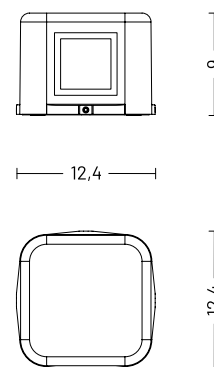
### E (LUX)

H (m)	lux (3000 K)	Ø (m)
1.00	205 / 106	0.8 / 0.15
2.00	51 / 26	1.6 / 0.3
3.00	23 / 12	2.4 / 0.45
4.00	13 / 7	3.2 / 0.6
5.00	8 / 4	4 / 0.75



## MATERIALS

<i>Body</i>	Die-cast aluminium EN47100
<i>Diffuser</i>	Extra clear PMMA
<i>Finishing</i>	Polyester powder paint



## ORDER CODE

KU 3 0 PAR \_ HB 10 \_

Finishing	<b>L</b>	Graphite	●
	<b>V</b>	Oxide	●
Beam	<b>1</b>	Double spot	
	<b>3</b>	Double flood	
	<b>6</b>	Double spot/flood	

*Example*      KU 3 0 PAR1HB 10 L





Minimalismo  
e tridimensio-  
nalità.

[Minimalism and 3D.]

lako

design by Landa R&D



# Lako

Una luce asimmetrica, quella di Lako, apparecchio mono o bi-emissione installabile a parete e perfetto per l'illuminazione funzionale delle superfici.

Una luce uniforme diffusa dallo schermo opale, un design moderno, funzionale e minimalista, perfettamente integrabile nel contesto di progettazione, grazie all'estrema adattabilità della finitura in vernice a polvere color graphite.

Tecnologico nella sua semplicità, minimal nella sua tridimensionalità: il corpo cilindrico di Lako, realizzato in alluminio pressofuso ed estruso, è estremamente resistente in condizioni outdoor particolarmente estreme.

**EN** *Lako provides asymmetrical light. A wall-mounted single or double emission luminaire, perfect for functional surface lighting.*

*The uniform light diffuse by the opal screen, a modern, functional and minimalist design, perfectly integrated into the design context thanks to the great adaptability of the graphite powder paint finish.*

*Technological in its simplicity, minimal in its 3D: the Lako's cylindrical body, made of die-cast and extruded aluminum, is highly resistant to extreme outdoor conditions.*

CE EAC

LAKO | BOLLARD > 586





ASYMMETRIC • DOUBLE ASYMMETRIC

## TECHNICAL SPECIFICATIONS

Source lamp

Total wattage

Voltage

Control

Light colour

Luminous flux  
\*Source flux

Luminous efficacy

McADAM steps

Beam

CRI

Life time

Energy efficiency class

IP rating

IK rating

Insulation class

## ASYMMETRIC

LED 6 W

6 W

220-240 Vac, 50-60 Hz

On/Off

3000 K

108 lm (600 lm\*)

18 lm/W

3

Asymmetric

&gt; 90

L70 &gt; 50.000 h Ta 40°C

A++

IP 65

IK 08

II

## DOUBLE ASYMMETRIC

LED 6 W

6 W

220-240 Vac, 50-60 Hz

On/Off

3000 K

216 lm (600 lm\*)

36 lm/W

3

Double Asymmetric

&gt; 90

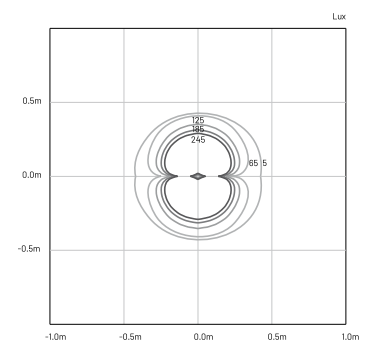
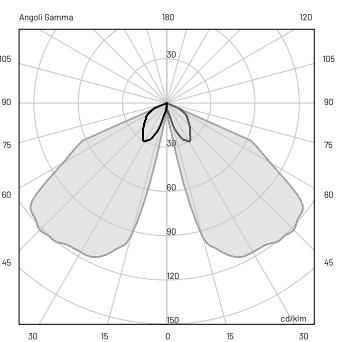
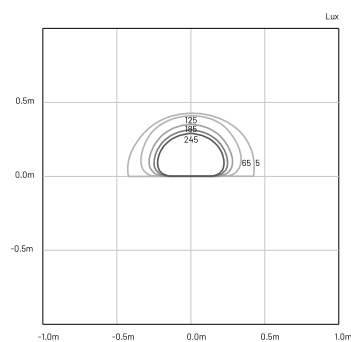
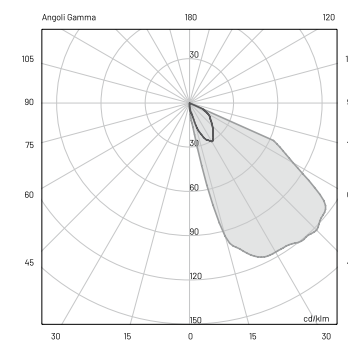
L70 &gt; 50.000 h Ta 40°C

A++

IP 65

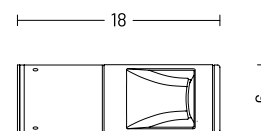
IK 08

II



## MATERIALS

<i>Body</i>	Die-cast aluminium EN47100 and extruded aluminium EN AW6060
<i>Diffuser</i>	Opal polycarbonate
<i>Finishing</i>	Polyester powder paint



## ORDER CODE

LA 20 018 \_ HB 10 \_

<i>Finishing</i>	<b>L</b>	Graphite	●
	<b>V</b>	Oxide	●
<i>Beam</i>	<b>A</b>	Asymmetric	
	<b>4</b>	Double Asymmetric	

*Example*      LA 20 018 A H B 10 L









Anima  
luminosa.

[Bright soul.]

lyras

design by Landa R&D



# lyras 80

Lyras 80 è disponibile con ottica spot, medium e wide flood emissione singola 4.5 W o doppia 9 W. Un apparecchio dalla struttura in alluminio pressofuso EN-47100, con ottima resistenza alla ossidazione ottenuta con specifici trattamenti. Gli accoppiamenti meccanici sono protetti con guarnizioni in EPDM 70SH, per un'efficienza perfetta.

Disponibile anche per applicazioni a soffitto, Lyras 80 ha un design minimal ed efficienza e resa perfette.

Le elevate prestazioni di Lyras 80 sono l'ideale per applicazioni in ambienti esterni: l'utilizzo di riflettori in tecnopolimero con speciale trattamento superficiale di metallizzazione in alto vuoto e le ottimizzazioni effettuate sugli accoppiamenti dei componenti, infatti, permettono di raggiungere un'ottima resistenza, oltre ad un'alta emissione luminosa accentuata dal vetro extra chiaro temprato di 8 mm.

**EN** Lyras 80 is available with spot, medium and wide flood optics, 4.5 W single emission or 9 W double emission. A luminaire with an EN-47100 die-cast aluminum structure, with excellent resistance to oxidation obtained with specific treatments. The mechanical couplings are protected with 70SH EPDM gaskets for a perfect seal.

Available also for ceiling installation, Lyras 80 has a minimalist design and perfect efficiency and performance. The high performance of Lyras 80 is ideal for outdoor installations: the use of thermoplastics reflectors with special high vacuum metallization surface treatment and the optimizations made on the component couplings allow achieving excellent resistance, as well as a high light output emphasized by the 8 mm extra clear tempered glass.

CE EAC

LYRAS 80 | CEILING LAMP > 442





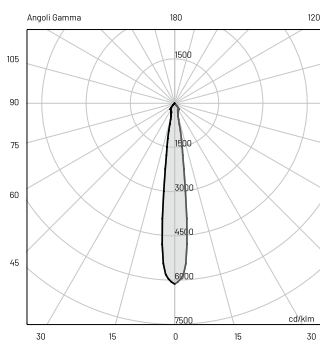
# lyras 80 | 4.5W

SINGLE SPOT • SINGLE MEDIUM • SINGLE WIDE FLOOD

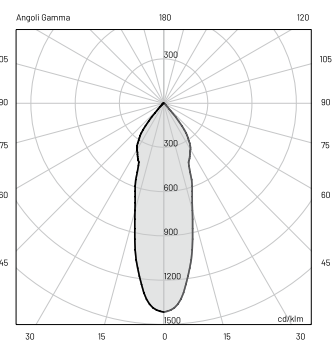


## TECHNICAL SPECIFICATIONS

	SINGLE SPOT	SINGLE MEDIUM
Source lamp	LED 4.5 W	LED 4.5 W
Total wattage	6.4 W	6.4 W
Voltage	220-240 Vac, 50-60 Hz	220-240 Vac, 50-60 Hz
Control	On/Off • dimmable on request	On/Off • dimmable on request
Light colour	3000 K • 4000 K • other colours on request	3000 K • 4000 K • other colours on request
Luminous flux *Source flux	400 lm (500 lm*) @ 3000 K 400 lm (500 lm*) @ 4000 K	384 lm (500 lm*) @ 3000 K 384 lm (500 lm*) @ 4000 K
Luminous efficacy	62.5 lm/W @ 3000 K 62.5 lm/W @ 4000 K	60 lm/W @ 3000 K 60 lm/W @ 4000 K
McADAM steps	3	3
Beam	14°	32°
CRI	> 90	> 90
Life time	L70 > 50.000 h Ta 40°C	L70 > 50.000 h Ta 40°C
Energy efficiency class	A++	A++
IP rating	IP 66	IP 66
IK rating	IK 08	IK 08
Insulation class	I	I



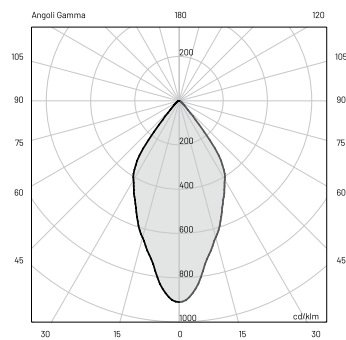
E (LUX)			
H (m)	lux (3000 K)	lux (4000 K)	Ø (m)
1.00	3080	3080	0.2
2.00	770	770	0.5
3.00	342	342	0.7
4.00	193	193	1
5.00	123	123	1.2



E (LUX)			
H (m)	lux (3000 K)	lux (4000 K)	Ø (m)
1.00	712	712	0.6
2.00	178	178	1.1
3.00	79	79	1.7
4.00	44	44	2.3
5.00	28	28	2.9

## TECHNICAL SPECIFICATIONS

	<b>SINGLE WIDE FLOOD</b>
Source lamp	LED 4,5 W
Total wattage	6.4 W
Voltage	220-240 Vac, 50-60 Hz
Control	On/Off • dimmable on request
Light colour	3000 K • 4000 K • other colours on request
Luminous flux *Source flux	384 lm (500 lm*) @ 3000 K 384 lm (500 lm*) @ 4000 K
Luminous efficacy	60 lm/W @ 3000 K 60 lm/W @ 4000 K
McADAM steps	3
Beam	54°
CRI	> 90
Life time	L70 > 50.000 h Ta 40°C
Energy efficiency class	A++
IP rating	IP 66
IK rating	IK 08
Insulation class	I



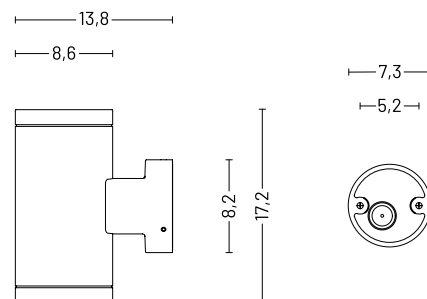
### E (LUX)

H (m)	lux (3000 K)	lux (4000 K)	Ø (m)
1.00	458	458	1
2.00	114	114	2
3.00	51	51	3
4.00	29	29	4
5.00	18	18	5



## MATERIALS

<i>Body</i>	Die-cast aluminium EN47100
<i>Diffuser</i>	Extra clear tempered glass 8 mm
<i>Finishing</i>	Polyester powder paint



## ORDER CODE

LY 5.0 PAR \_ \_ B10 \_

Finishing	<b>L</b>	Graphite	●
	<b>M</b>	Light grey	●
Light colour	<b>N</b>	4000 K	
	<b>H</b>	3000 K	
Beam	<b>S</b>	Spot	
	<b>M</b>	Medium	
	<b>W</b>	Wide flood	

*Example* LY 5.0 PAR S N B10 L





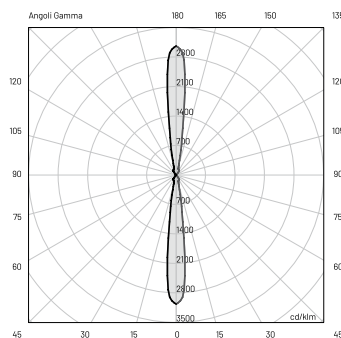
# lyras 80 | 9W

DOUBLE SPOT • DOUBLE MEDIUM • DOUBLE WIDE FLOOD •  
DOUBLE SPOT/WIDE FLOOD

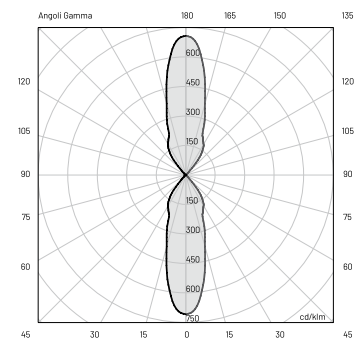


## TECHNICAL SPECIFICATIONS

	DOUBLE SPOT	DOUBLE MEDIUM
Source lamp	LED 9 W	LED 9 W
Total wattage	12 W	12 W
Voltage	220-240 Vac, 50-60 Hz	220-240 Vac, 50-60 Hz
Control	On/Off • dimmable on request	On/Off • dimmable on request
Light colour	3000 K • 4000 K • other colours on request	3000 K • 4000 K • other colours on request
Luminous flux *Source flux	800 lm (1000 lm*) @ 3000 K 800 lm (1000 lm*) @ 4000 K	768 lm (1000 lm*) @ 3000 K 768 lm (1000 lm*) @ 4000 K
Luminous efficacy	67 lm/W @ 3000 K 67 lm/W @ 4000 K	64 lm/W @ 3000 K 64 lm/W @ 4000 K
McADAM steps	3	3
Beam	14° / 14°	32° / 32°
CRI	> 90	> 90
Life time	L70 > 50.000 h Ta 40°C	L70 > 50.000 h Ta 40°C
Energy efficiency class	A++	A++
IP rating	IP 66	IP 66
IK rating	IK 08	IK 08
Insulation class	I	I



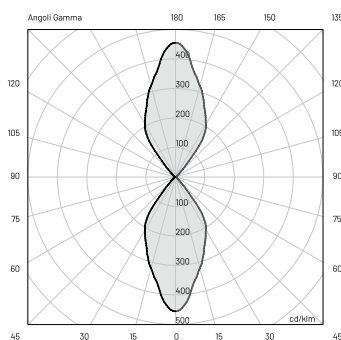
E (LUX)			
H (m)	lux (3000 K)	lux (4000 K)	Ø (m)
1.00	2 x 3080	2 x 3080	0.2
2.00	2 x 770	2 x 770	0.5
3.00	2 x 342	2 x 342	0.7
4.00	2 x 193	2 x 193	1
5.00	2 x 123	2 x 123	1.2



E (LUX)			
H (m)	lux (3000 K)	lux (4000 K)	Ø (m)
1.00	2 x 712	2 x 712	0.6
2.00	2 x 178	2 x 178	1.1
3.00	2 x 79	2 x 79	1.7
4.00	2 x 44	2 x 44	2.3
5.00	2 x 28	2 x 28	2.9

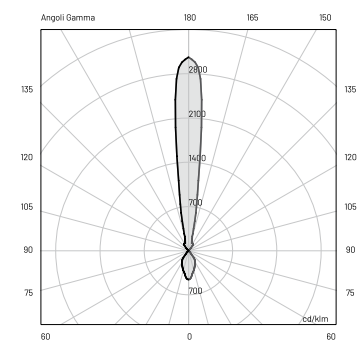
## TECHNICAL SPECIFICATIONS

	<b>DOUBLE WIDE FLOOD</b>	<b>DOUBLE SPOT/WIDE FLOOD</b>
Source lamp	LED 9 W	LED 9 W
Total wattage	12 W	12 W
Voltage	220-240 Vac, 50-60 Hz	220-240 Vac, 50-60 Hz
Control	On/Off • dimmable on request	On/Off • dimmable on request
Light colour	3000 K • 4000 K • other colours on request	3000 K • 4000 K • other colours on request
Luminous flux *Source flux	768 lm (1000 lm*) @ 3000 K 768 lm (1000 lm*) @ 4000 K	784 lm (1000 lm*) @ 3000 K 784 lm (1000 lm*) @ 4000 K
Luminous efficacy	64 lm/W @ 3000 K 64 lm/W @ 4000 K	65 lm/W @ 3000 K 65 lm/W @ 4000 K
McADAM steps	3	3
Beam	54° / 54°	14° / 54°
CRI	> 90	> 90
Life time	L70 > 50.000 h Ta 40°C	L70 > 50.000 h Ta 40°C
Energy efficiency class	A++	A++
IP rating	IP 66	IP 66
IK rating	IK 08	IK 08
Insulation class	I	I



**E (LUX)**

H (m)	lux (3000 K)	lux (4000 K)	Ø (m)
1.00	2 x 458	2 x 458	1
2.00	2 x 114	2 x 114	2
3.00	2 x 51	2 x 51	3
4.00	2 x 29	2 x 29	4
5.00	2 x 18	2 x 18	5



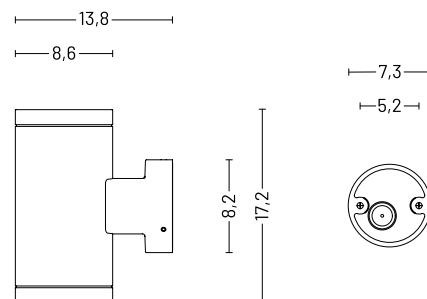
**E (LUX)**

H (m)	lux (3000 K)	lux (4000 K)	Ø (m)
1.00	3080 / 458	3080 / 458	0.2 / 1
2.00	770 / 114	770 / 114	0.5 / 2
3.00	342 / 51	342 / 51	0.7 / 3
4.00	193 / 29	193 / 29	1 / 4
5.00	123 / 18	123 / 18	1.2 / 5



## MATERIALS

<i>Body</i>	Die-cast aluminium EN47100
<i>Diffuser</i>	Extra clear tempered glass 8 mm
<i>Finishing</i>	Polyester powder paint



## ORDER CODE

LY 5.0 PAR \_ \_ B 10 \_

<i>Finishing</i>	<b>L</b>	Graphite	●
	<b>M</b>	Light grey	●
<i>Light colour</i>	<b>N</b>	4000 K	
	<b>H</b>	3000 K	
<i>Beam</i>	<b>1</b>	Double spot	
	<b>2</b>	Double medium	
	<b>3</b>	Double wide flood	
	<b>6</b>	Double spot/wide flood	

*Example* LY 5.0 PAR 1 N B 10 L



# lyras 130

Vetro extra chiaro temprato di 13 mm e potenza di 10 W e 20 W per Lyras 130, disponibile con ottica spot, medium e wide flood mono o bi-emissione.

Fasci di luce che comunicano con gli spazi, illuminandoli senza alcuna esitazione. Un cilindro perfetto, con finiture graphite e light grey ottime per le installazioni più variegata possibili. Oltre a diffondere una luce perfetta, Lyras 130 è particolarmente indicato e resistente anche in condizioni outdoor estreme, grazie alla componentistica in acciaio inox A4 e le guarnizioni di protezione in EPDM 70SH.

Apparecchio installabile a parete e disponibile anche a soffitto, Lyras 130 ha un corpo in alluminio pressofuso EN-47100, resistente all'ossidazione.

**EN** 13 mm extra clear tempered glass and 10 W and 20 W power for Lyras 130, available with spot, medium and wide flood, single or double emission optics.

Light beams that illuminate the spaces, communicating with them without hesitation. A perfect cylinder, with graphite and light grey finishes that are excellent for the most varied installations. In addition to providing perfect light, Lyras 130 is particularly suitable and resistant even under extreme outdoor conditions, thanks to the A4 stainless steel components and the 70SH EPDM protective gaskets.

Lyras 130 can be either wall- or ceiling-mounted. It has an EN-47100 die-cast aluminum body, resistant to oxidation.

**CE EAC**

LYRAS 130 | CEILING LAMP > 448





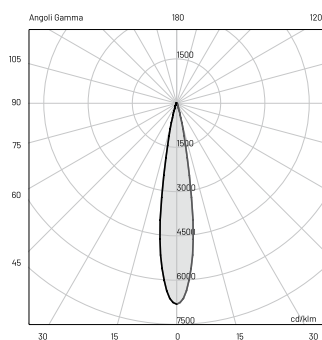
# lyras 130 | 10W

SINGLE SPOT • SINGLE MEDIUM • SINGLE WIDE FLOOD



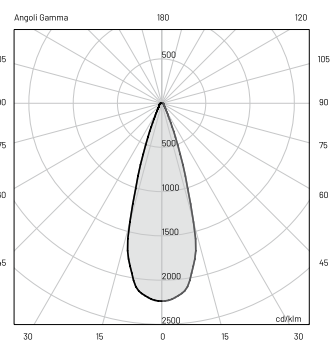
## TECHNICAL SPECIFICATIONS

	SINGLE SPOT	SINGLE MEDIUM
Source lamp	LED 10 W	LED 10 W
Total wattage	12.5 W	12.5 W
Voltage	220-240 Vac, 50-60 Hz	220-240 Vac, 50-60 Hz
Control	On/Off • dimmable on request	On/Off • dimmable on request
Light colour	3000 K • 4000 K • other colours on request	3000 K • 4000 K • other colours on request
Luminous flux *Source flux	1144 lm (1300 lm*) @ 3000 K 1144 lm (1300 lm*) @ 4000 K	1128 lm (1300 lm*) @ 3000 K 1128 lm (1300 lm*) @ 4000 K
Luminous efficacy	91.5 lm/W @ 3000 K 91.5 lm/W @ 4000 K	90 lm/W @ 3000 K 90 lm/W @ 4000 K
McADAM steps	3	3
Beam	18°	33°
CRI	> 90	> 90
Life time	L70 > 50.000 h Ta 40°C	L70 > 50.000 h Ta 40°C
Energy efficiency class	A++	A++
IP rating	IP 66	IP 66
IK rating	IK 08	IK 08
Insulation class	I	I



**E (LUX)**

H (m)	lux (3000 K)	lux (4000 K)	Ø (m)
1.00	8850	8850	0.3
2.00	2212	2212	0.6
3.00	983	983	0.9
4.00	553	553	1.2
5.00	354	354	1.6

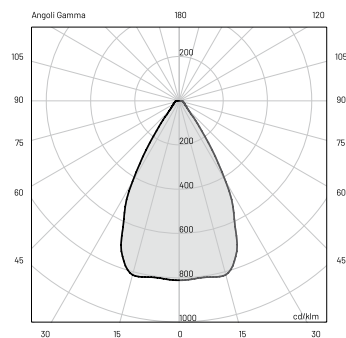


**E (LUX)**

H (m)	lux (3000 K)	lux (4000 K)	Ø (m)
1.00	2905	2905	0.6
2.00	726	726	1.1
3.00	323	323	1.8
4.00	182	182	2.4
5.00	116	116	3

## TECHNICAL SPECIFICATIONS

	<b>SINGLE WIDE FLOOD</b>
Source lamp	LED 10 W
Total wattage	12.5 W
Voltage	220-240 Vac, 50-60 Hz
Control	On/Off • dimmable on request
Light colour	3000 K • 4000 K • other colours on request
Luminous flux *Source flux	1144 lm (1300 lm*) @ 3000 K 1144 lm (1300 lm*) @ 4000 K
Luminous efficacy	91.5 lm/W @ 3000 K 91.5 lm/W @ 4000 K
McADAM steps	3
Beam	60°
CRI	> 90
Life time	L70 > 50.000 h Ta 40°C
Energy efficiency class	A++
IP rating	IP 66
IK rating	IK 08
Insulation class	I



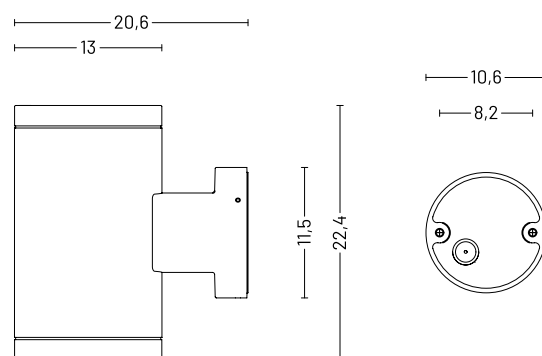
<b>E (LUX)</b>			
H (m)	lux (3000 K)	lux (4000 K)	Ø (m)
1.00	1054	1054	1.2
2.00	264	264	2.3
3.00	117	117	3.5
4.00	66	66	4.7
5.00	42	42	5.9





## MATERIALS

<i>Body</i>	Die-cast aluminium EN47100
<i>Diffuser</i>	Extra clear tempered glass 13 mm
<i>Finishing</i>	Polyester powder paint



## ORDER CODE

LY70PAR\_\_B10\_

<i>Finishing</i>	<b>L</b>	Graphite	●
	<b>M</b>	Light grey	●
<i>Light colour</i>	<b>N</b>	4000 K	
	<b>H</b>	3000 K	
<i>Beam</i>	<b>S</b>	Spot	
	<b>M</b>	Medium	
	<b>W</b>	Wide flood	

*Example* LY70PARSNB10L



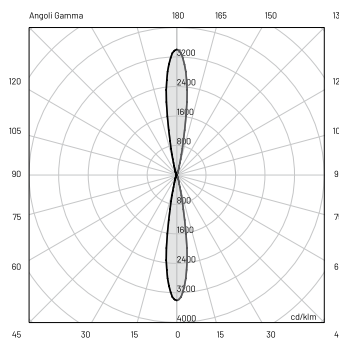
# lyras 130 | 20W

DOUBLE SPOT • DOUBLE MEDIUM • DOUBLE WIDE FLOOD •  
DOUBLE SPOT/WIDE FLOOD

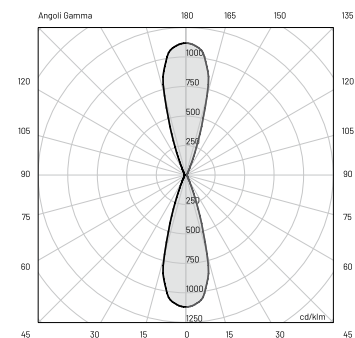


## TECHNICAL SPECIFICATIONS

	DOUBLE SPOT	DOUBLE MEDIUM
Source lamp	LED 20 W	LED 20 W
Total wattage	25 W	25 W
Voltage	220-240 Vac, 50-60 Hz	220-240 Vac, 50-60 Hz
Control	On/Off • dimmable on request	On/Off • dimmable on request
Light colour	3000 K • 4000 K • other colours on request	3000 K • 4000 K • other colours on request
Luminous flux *Source flux	2288 lm (2600 lm*) @ 3000 K 2288 lm (2600 lm*) @ 4000 K	2256 lm (2600 lm*) @ 3000 K 2256 lm (2600 lm*) @ 4000 K
Luminous efficacy	91.5 lm/W @ 3000 K 91.5 lm/W @ 4000 K	90 lm/W @ 3000 K 90 lm/W @ 4000 K
McADAM steps	3	3
Beam	18° / 18°	33° / 33°
CRI	> 90	> 90
Life time	L70 > 50.000 h Ta 40°C	L70 > 50.000 h Ta 40°C
Energy efficiency class	A++	A++
IP rating	IP 66	IP 66
IK rating	IK 08	IK 08
Insulation class	I	I



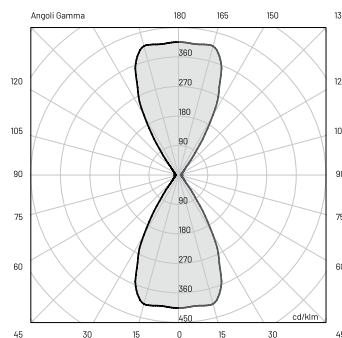
H (m)	E (LUX)		Ø (m)
	lux (3000 K)	lux (4000 K)	
1.00	2 x 8850	2 x 8850	0.3
2.00	2 x 2212	2 x 2212	0.6
3.00	2 x 983	2 x 983	0.9
4.00	2 x 553	2 x 553	1.2
5.00	2 x 354	2 x 354	1.6



H (m)	E (LUX)		Ø (m)
	lux (3000 K)	lux (4000 K)	
1.00	2 x 2905	2 x 2905	0.6
2.00	2 x 726	2 x 726	1.1
3.00	2 x 323	2 x 323	1.8
4.00	2 x 182	2 x 182	2.4
5.00	2 x 116	2 x 116	3

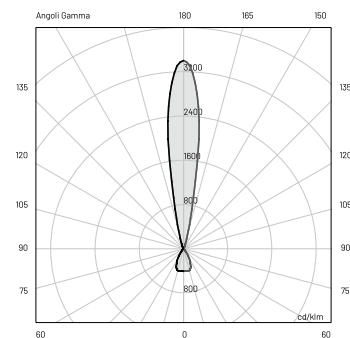
**TECHNICAL SPECIFICATIONS**

	<b>DOUBLE WIDE FLOOD</b>	<b>DOUBLE SPOT/WIDE FLOOD</b>
Source lamp	LED 20 W	LED 20 W
Total wattage	25 W	25 W
Voltage	220-240 Vac, 50-60 Hz	220-240 Vac, 50-60 Hz
Control	On/Off • dimmable on request	On/Off • dimmable on request
Light colour	3000 K • 4000 K • other colours on request	3000 K • 4000 K • other colours on request
Luminous flux *Source flux	2288 lm (2600 lm*) @ 3000 K 2288 lm (2600 lm*) @ 4000 K	2288 lm (2600 lm*) @ 3000 K 2288 lm (2600 lm*) @ 4000 K
Luminous efficacy	91.5 lm/W @ 3000 K 91.5 lm/W @ 4000 K	91.5 lm/W @ 3000 K 91.5 lm/W @ 4000 K
McADAM steps	3	3
Beam	60° / 60°	18° / 60°
CRI	> 90	> 90
Life time	L70 > 50.000 h Ta 40°C	L70 > 50.000 h Ta 40°C
Energy efficiency class	A++	A++
IP rating	IP 66	IP 66
IK rating	IK 08	IK 08
Insulation class	I	I



**E (LUX)**

H (m)	lux (3000 K)	lux (4000 K)	Ø (m)
1.00	2 x 1054	2 x 1054	1.2
2.00	2 x 264	2 x 264	2.3
3.00	2 x 117	2 x 117	3.5
4.00	2 x 66	2 x 66	4.7
5.00	2 x 42	2 x 42	5.9



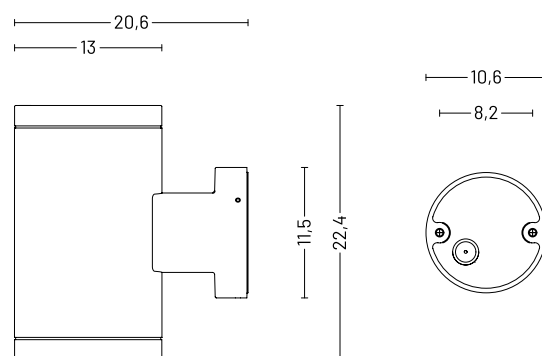
**E (LUX)**

H (m)	lux (3000 K)	lux (4000 K)	Ø (m)
1.00	8850 / 1054	8850 / 1054	0.3 / 1.2
2.00	2212 / 264	2212 / 264	0.6 / 2.3
3.00	983 / 117	983 / 117	0.9 / 3.5
4.00	553 / 66	553 / 66	1.2 / 4.7
5.00	354 / 42	354 / 42	1.6 / 5.9



## MATERIALS

<i>Body</i>	Die-cast aluminium EN47100
<i>Diffuser</i>	Extra clear tempered glass 13 mm
<i>Finishing</i>	Polyester powder paint



## ORDER CODE

LY70 PAR \_ \_ B10 \_

<i>Finishing</i>	<b>L</b>	Graphite	●
	<b>M</b>	Light grey	●
<i>Light colour</i>	<b>N</b>	4000 K	
	<b>H</b>	3000 K	
<i>Beam</i>	<b>1</b>	Double spot	
	<b>2</b>	Double medium	
	<b>3</b>	Double wide flood	
	<b>6</b>	Double spot/wide flood	

*Example* LY70 PAR1NB10L



Classicità  
e tecno-  
logia.



[Classicism and technology.]

morphis

design by Innocenzo Rifino & Lorenzo Ruggieri





# morphis\_1

Morphis\_1 è la forma della tradizione, un apparecchio in grado di vivere in molteplici soluzioni e ambientazioni. L'applicazione Morphis\_1 ha potenza 15 W e schermo in policarbonato trasparente o opale, con ottica diffondente. Le ottimizzazioni effettuate sugli accoppiamenti dei componenti definiscono in modo perfetto l'emissione luminosa. Il corpo è in alluminio pressofuso con sei possibilità di finitura esterna, per un design finale sofisticato, ideale per corridoi d'accesso e facciate esterne.

**EN** *Morphis\_1 is the tradition, a luminaire able to live in many solutions and environments. The Morphis\_1 wall lamp has 15 W power and a transparent or opal polycarbonate screen with diffusing optics. The optimizations made on the component couplings perfectly define the light emission. The body is in die-cast aluminum and available in six external finishing options, for a sophisticated final design, ideal for access corridors and external facades.*

CE EAC

MORPHIS\_3 | PENDANT > 482  
 MORPHIS\_1 | BOLLARD > 594  
 MORPHIS\_1 | POLE > 660  
 MORPHIS\_2 | POLE > 668  
 MORPHIS\_3 | POLE > 672





# morphis\_1

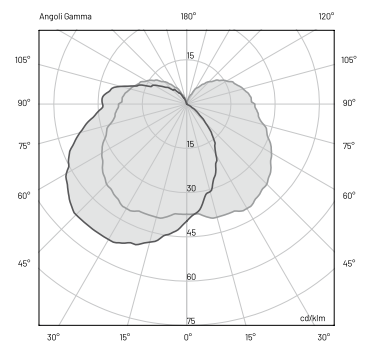
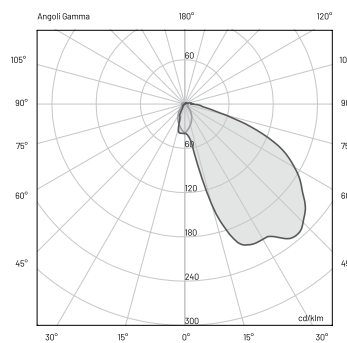
| 15W

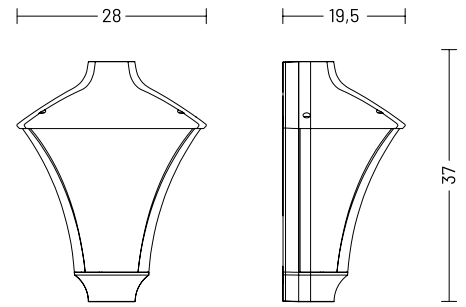
DIFFUSE



## TECHNICAL SPECIFICATIONS

	DIFFUSE (EXTRA CLEAR)	DIFFUSE (OPAL)
Source lamp	LED 15 W	LED 15 W
Total wattage	18 W	18 W
Voltage	220-240 Vac, 50-60 Hz	220-240 Vac, 50-60 Hz
Control	On/Off • dimmable on request	On/Off • dimmable on request
Light colour	3000 K • 4000 K • other colours on request	3000 K • 4000 K • other colours on request
Luminous flux *Source flux	750 lm (1700 lm*) @ 3000 K 800 lm (1800 lm*) @ 4000 K	600 lm (1700 lm*) @ 3000 K 630 lm (1800 lm*) @ 4000 K
Luminous efficacy	42 lm/W @ 3000 K 45 lm/W @ 4000 K	34 lm/W @ 3000 K 35 lm/W @ 4000 K
McADAM steps	3	3
Beam	Diffuse	Diffuse
CRI	> 90	> 90
Life time	L70 > 50.000 h Ta 40°C	L70 > 50.000 h Ta 40°C
Energy efficiency class	A++	A++
IP rating	IP 65	IP 65
IK rating	IK 08	IK 08
Insulation class	I	I






**MATERIALS**

<i>Body</i>	<u>Die-cast aluminium EN47100</u>
<i>Diffuser</i>	<u>Extra clear or opal polycarbonate</u>
<i>Finishing</i>	<u>Polyester powder paint</u>

**ORDER CODE**

MO3\_PARD\_B10\_



<b>G</b>	Black	●
<b>S</b>	Black/copper	●
<b>P</b>	Black/green	●
<b>R</b>	Black/silver	●
<b>L</b>	Graphite	●
<b>V</b>	Oxide	●
<hr/>		
<b>N</b>	4000 K	
<b>H</b>	3000 K	
<hr/>		
<b>0</b>	Extra clear	
<b>3</b>	Opal	

*Example* MO30PARDNB10L







# morphis\_2

Un'applicazione classica, con tutta la tecnologia e l'innovazione Landa. Una luce diffondente ideale per tutte le applicazioni per un apparecchio con schermo in policarbonato trasparente. Le ottimizzazioni effettuate sugli accoppiamenti dei componenti definiscono in modo perfetto l'emissione luminosa.

Morphis\_2 è installabile a parete con mensola per apparecchi portati e 29 W di potenza.

**EN** *A classic wall lamp, with all the Landa's technology and innovation. Diffusing light ideal for all applications for a luminaire with transparent polycarbonate screen. The optimizations made on the component couplings allow perfect definition of the light emission. Morphis\_2 can be wall-mounted with shelf for suspended luminaires and 29 W power.*

CE EAC

MORPHIS\_3 | PENDANT > 488

MORPHIS\_1 | BOLLARD > 594

MORPHIS\_1 | POLE > 660

MORPHIS\_2 | POLE > 668

MORPHIS\_3 | POLE > 672





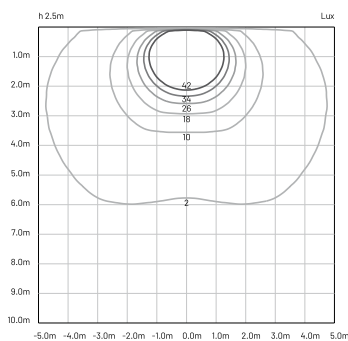
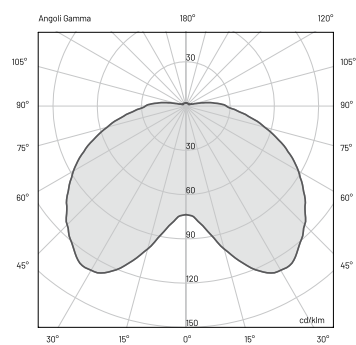


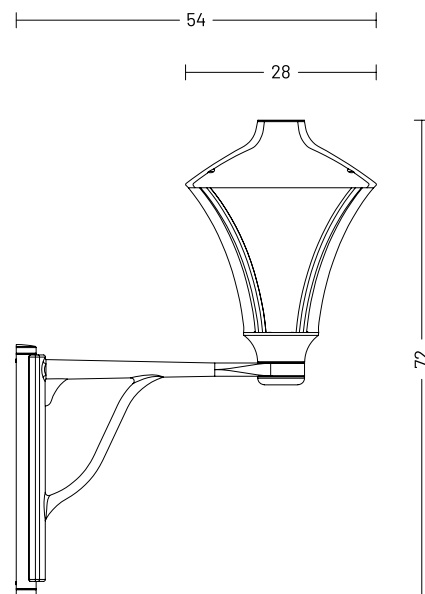
DIFFUSE



### TECHNICAL SPECIFICATIONS

<i>Source lamp</i>	LED 29 W
<i>Total wattage</i>	33 W
<i>Voltage</i>	220-240 Vac, 50-60 Hz
<i>Control</i>	On/Off • dimmable on request
<i>Light colour</i>	3000 K • 4000 K • other colours on request
<i>Luminous flux</i> <i>*Source flux</i>	1700 lm (3400 lm*) @ 3000 K 1800 lm (3600 lm*) @ 4000 K
<i>Luminous efficacy</i>	48 lm/W @ 3000 K 52 lm/W @ 4000 K
<i>McADAM steps</i>	3
<i>Beam</i>	Diffuse
<i>CRI</i>	> 90
<i>Life time</i>	L70 > 50.000 h Ta 40°C
<i>Energy efficiency class</i>	A++
<i>IP rating</i>	IP 65
<i>IK rating</i>	IK 08
<i>Insulation class</i>	I





## MATERIALS

Body	Die-cast aluminium EN47100
Diffuser	Extra clear polycarbonate
Finishing	Polyester powder paint

## ORDER CODE

MO 4 0 PAA D \_ B 10 \_

Finishing	<b>G</b>	Black	●
	<b>S</b>	Black/copper	●
	<b>P</b>	Black/green	●
	<b>R</b>	Black/silver	●
	<b>L</b>	Graphite	●
	<b>V</b>	Oxide	●
Light colour	<b>N</b>	4000 K	
	<b>H</b>	3000 K	
Example	MO 4 0 PAA DNB10 L		



## AVAILABLE ACCESSORIES

Code	Description	Page
00596	Corner bracket	711





# morphis\_3

Ulteriore possibilità di applicazione a parete tramite mensola per apparecchi sospesi per Morphis\_3, con 29 W di potenza. Le sei soluzioni di finitura estetica donano all'installatore molteplici possibilità estetiche. La luce diffusa è precisa attraverso lo schermo extra chiaro in policarbonato trasparente. Una soluzione perfetta per portici e facciate esterne di abitazioni e luoghi comuni outdoor, grazie alle ottimizzazioni effettuate sugli accoppiamenti dei componenti, le quali non solo definiscono in modo perfetto l'emissione luminosa, ma aumentano la resistenza del prodotto in tutte le situazioni esterne.

**EN** *Morphis\_3, with 29 W power, offers an additional possibility of application by means of a shelf for suspended luminaires. The six aesthetic finishing solutions offer the installer many aesthetic possibilities. Its diffused light is precise thanks to the extra-clear transparent polycarbonate screen. A perfect solution for porches and external facades of homes and outdoor common areas, thanks to the optimizations made on the component couplings, which not only perfectly define the light emission, but also increase the product resistance in all external situations.*

**CE EAC**

MORPHIS\_3 | PENDANT > 482  
 MORPHIS\_1 | BOLLARD > 594  
 MORPHIS\_1 | POLE > 660  
 MORPHIS\_2 | POLE > 668  
 MORPHIS\_3 | POLE > 672



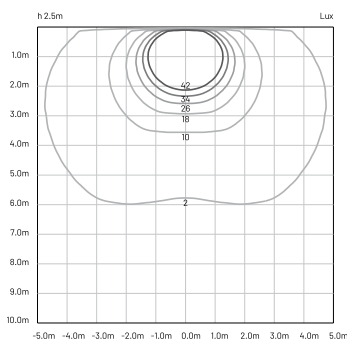
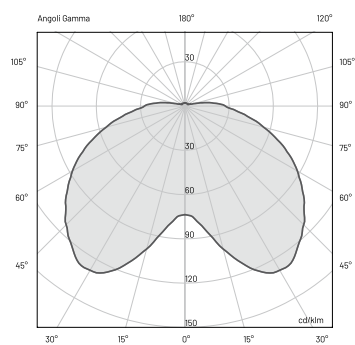


DIFFUSE



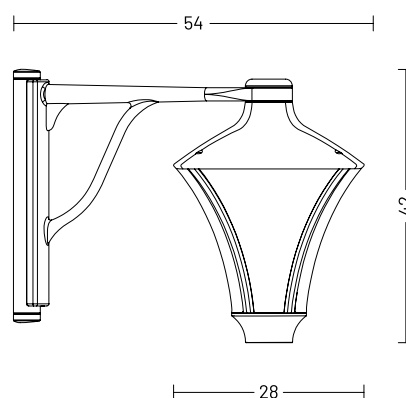
### TECHNICAL SPECIFICATIONS

<i>Source lamp</i>	<b>DIFFUSE</b>
<i>Total wattage</i>	LED 29 W
<i>Voltage</i>	33 W
<i>Control</i>	220-240 Vac, 50-60 Hz
<i>Light colour</i>	On/Off • dimmable on request
<i>Luminous flux</i> <i>*Source flux</i>	3000 K • 4000 K • other colours on request
<i>Luminous efficacy</i>	1700 lm (3400 lm*) @ 3000 K 1800 lm (3600 lm*) @ 4000 K
<i>McADAM steps</i>	48 lm/W @ 3000 K 52 lm/W @ 4000 K
<i>Beam</i>	3
<i>CRI</i>	Diffuse
<i>Life time</i>	> 90
<i>Energy efficiency class</i>	L70 > 50.000 h Ta 40°C
<i>IP rating</i>	A++
<i>IK rating</i>	IP 65
<i>Insulation class</i>	IK 08
	I



## MATERIALS

Body	Die-cast aluminium EN47100
Diffuser	Extra clear polycarbonate
Finishing	Polyester powder paint



## ORDER CODE

MO 4 1 PAB D \_ B 10 \_

Finishing

G	Black	●
S	Black/copper	●
P	Black/green	●
R	Black/silver	●
L	Graphite	●
V	Oxide	●

Light colour

N	4000 K
H	3000 K

Example

MO 4 1 PAB D N B 10 L



## AVAILABLE ACCESSORIES

Code	Description	Page
00596	Corner bracket	711



# morphis\_4

Tradizione, tecnologia e design, per un apparecchio in grado di vivere in molteplici soluzioni e ambientazioni. Morphis\_4 chiude il cerchio della gamma Morphis. Ottica diffuse con diffusore in policarbonato opale, potenza 29 W e sei soluzioni di finitura estetica. Il montaggio a parete dell'apparecchio avviene attraverso un braccio con angolo di 90°; il design del corpo in alluminio pressofuso è compatto e minimamente invasivo per una luce zenitale uniforme e penetrante. Tutte le ottimizzazioni effettuate sugli accoppiamenti dei componenti definiscono in modo perfetto l'emissione luminosa.

**EN** *Tradition, technology and design for a device that can live in multiple solutions and environments. Morphis\_4 closes the circle of the Morphis range. Diffuse optics with opal polycarbonate diffuser, 29 W power and six aesthetic finish solutions. The luminaire is wall-mounted by means of a 90° arm; the design of the die-cast aluminum body is compact and non-invasive for uniform and penetrating zenithal light. All the optimizations made on the component couplings allow perfect definition of the light output.*

CE EAC

MORPHIS\_4 | CEILING LAMP > 456

MORPHIS\_4 | PENDANT > 488

MORPHIS\_4 | POLE > 678



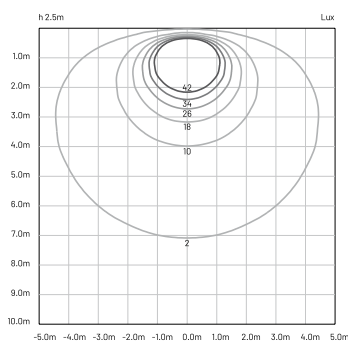
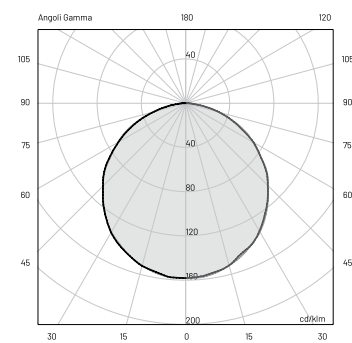


DIFFUSE



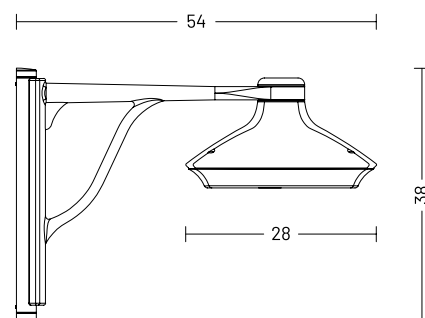
### TECHNICAL SPECIFICATIONS

<i>Source lamp</i>	LED 29 W
<i>Total wattage</i>	33 W
<i>Voltage</i>	220-240 Vac, 50-60 Hz
<i>Control</i>	On/Off • dimmable on request
<i>Light colour</i>	3000 K • 4000 K • other colours on request
<i>Luminous flux</i> <i>*Source flux</i>	1550 lm (3400 lm*) @ 3000 K 1650 lm (3600 lm*) @ 4000 K
<i>Luminous efficacy</i>	44 lm/W @ 3000 K 47 lm/W @ 4000 K
<i>McADAM steps</i>	3
<i>Beam</i>	Diffuse
<i>CRI</i>	> 90
<i>Life time</i>	L70 > 50.000 h Ta 40°C
<i>Energy efficiency class</i>	A++
<i>IP rating</i>	IP 65
<i>IK rating</i>	IK 08
<i>Insulation class</i>	I



## MATERIALS

Body	Die-cast aluminium EN47100
Diffuser	Opal polycarbonate
Finishing	Polyester powder paint



## ORDER CODE

MO 4 2 PAB D \_ B 10 \_

Finishing	G	Black	●
	S	Black/copper	●
	P	Black/green	●
	R	Black/silver	●
	L	Graphite	●
	V	Oxide	●
Light colour	N	4000 K	
	H	3000 K	

Example MO 4 2 PAB DNB10 L



## AVAILABLE ACCESSORIES

Code	Description	Page
00596	Corner bracket	711





Lessico  
e forma.

[Lexicon and shape.]

oko

design by Teseo Berghella





# oko

La perfezione della luce in una forma ovale perfetta, un'emissione asimmetrica, diffondente. Oko, per installazione a parete, ha potenza 6 W e temperatura colore 3000 K o 4000 K. Definizione di spazi esterni e forme architettoniche, camminamenti e corridoi di accesso. Il corpo in alluminio pressofuso resiste all'ossidazione grazie a speciali trattamenti, mentre le finiture disponibili oxide e graphite sono le soluzioni estetiche per ogni esigenza progettuale. Resistenza e perfezione, anche in versione bollard.

**EN** *The perfection of light in a perfect oval shape, an asymmetrical diffusing emission.*

*Oko, wall-mounted, has 6 W power and a color temperature of 3000 K or 4000 K. Definition of outdoor spaces and architectural forms, walkways and access corridors.*

*The die-cast aluminum body is resistant to oxidation thanks to special treatments, while the available oxide and graphite finishes are the aesthetic solutions for every design requirement.*

*Resistance and perfection, also in the bollard version.*

CE EAC

OKO | BOLLARD > 610

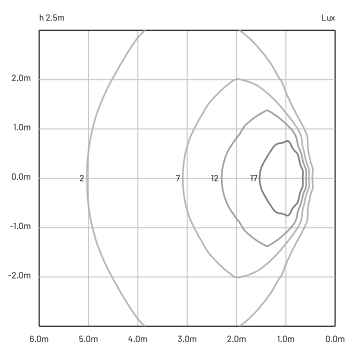
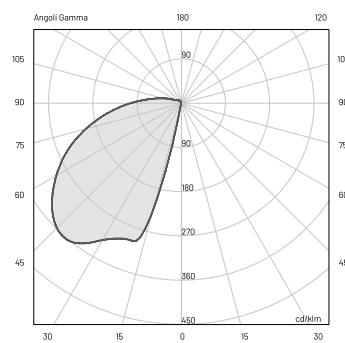






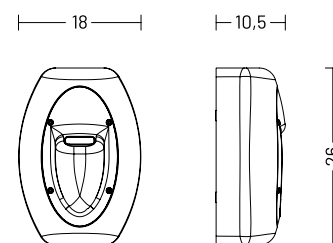
### TECHNICAL SPECIFICATIONS

	<b>ASYMMETRIC</b>
Source lamp	LED 6 W
Total wattage	9 W
Voltage	220-240 Vac, 50-60 Hz
Control	On/Off • dimmable on request
Light colour	3000 K • 4000 K • other colours on request
Luminous flux *Source flux	263 lm (520 lm*) @ 3000 K 285 lm (550 lm*) @ 4000 K
Luminous efficacy	30 lm/W @ 3000 K 32 lm/W @ 4000 K
McADAM steps	3
Beam	Asymmetric
CRI	> 90
Life time	L70 > 50.000 h Ta 40°C
Energy efficiency class	A++
IP rating	IP 65
IK rating	IK 08
Insulation class	I



## MATERIALS

<i>Body</i>	<u>Die-cast aluminium EN47000</u>
<i>Diffuser</i>	<u>Extra clear polycarbonate</u>
<i>Finishing</i>	<u>Polyester powder paint</u>



## ORDER CODE

OK10 PAR A \_ B10 \_

<i>Finishing</i>	<b>L</b>	Graphite	●
	<b>V</b>	Oxide	●
<i>Light colour</i>	<b>N</b>	4000 K	
	<b>H</b>	3000 K	

*Example* OK10 PAR A N B10 L







Funzionalità,  
sintesi di luce  
e forma.

[Functionality,  
synthesis of light  
and shape.]

polos

design by Landa R&D





# polos

Polos 14 W è un apparecchio per installazione a parete, disponibile in varie altezze anche in versione bollard. Una luce diffusa grazie alla speciale ottica in policarbonato extra chiaro. Gli accoppiamenti meccanici, protetti con guarnizioni in EPDM 70SH, i dettagli tecnologici e il corpo in alluminio EN47100 fanno di Polos una soluzione ideale per gli esterni.

**EN** *Polos 14 W is a wall-mounted luminaire available in several heights also in the bollard version. Diffused light thanks to the special extra clear polycarbonate optics. The mechanical couplings, protected by 70SH EPDM gaskets, the technological details and the EN47100 aluminum body make Polos an ideal solution for exteriors.*

CE EAC

POLOS | BOLLARD > 620  
POLOS | POLE > 686

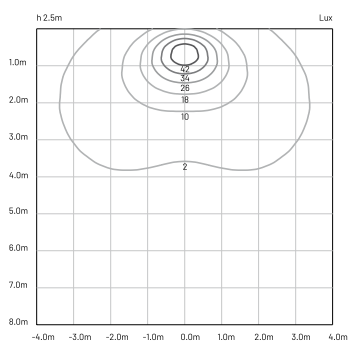
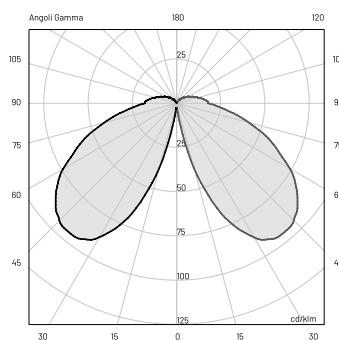






### TECHNICAL SPECIFICATIONS

	<b>DIFFUSE</b>
Source lamp	LED 14 W
Total wattage	16 W
Voltage	220-240 Vac, 50-60 Hz
Control	On/Off • dimmable on request
Light colour	3000 K • 4000 K • other colours on request
Luminous flux *Source flux	680 lm (1560 lm*) @ 3000 K 750 lm (1700 lm*) @ 4000 K
Luminous efficacy	42.5 lm/W @ 3000 K 47 lm/W @ 4000 K
McADAM steps	3
Beam	Diffuse
CRI	> 90
Life time	L70 > 50.000 h Ta 40°C
Energy efficiency class	A++
IP rating	IP 65
IK rating	IK 08
Insulation class	I



## MATERIALS

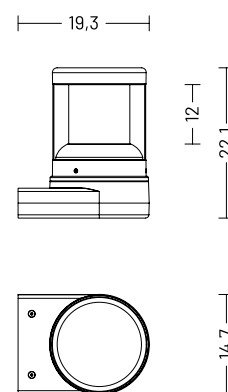
<i>Body</i>	<u>Die-cast aluminium EN47100</u>
<i>Diffuser</i>	<u>Extra clear polycarbonate</u>
<i>Finishing</i>	<u>Polyester powder paint</u>

## ORDER CODE

PO 2 0 P A R D \_ B 1 0 \_

<i>Finishing</i>	<b>L</b>	Graphite	●
	<b>M</b>	Light grey	●
	<b>V</b>	Oxide	●
<i>Light colour</i>	<b>N</b>	4000 K	
	<b>H</b>	3000 K	

*Example* PO 2 0 P A R D N B 1 0 L



# polos\_2

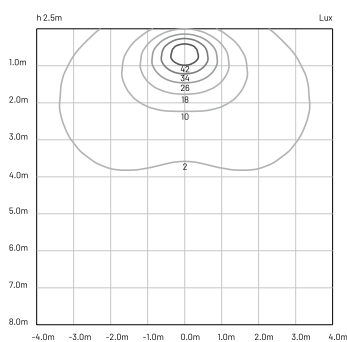
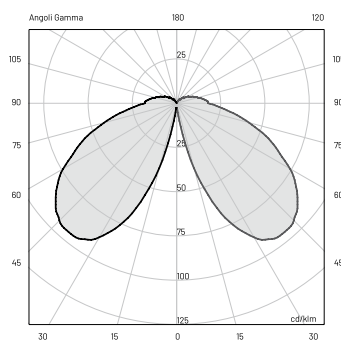
DIFFUSE

# | 14W



## TECHNICAL SPECIFICATIONS

	<b>DIFFUSE</b>
Source lamp	LED 14 W
Total wattage	16 W
Voltage	220-240 Vac, 50-60 Hz
Control	On/Off • dimmable on request
Light colour	3000 K • 4000 K • other colours on request
Luminous flux *Source flux	680 lm (1560 lm*) @ 3000 K 750 lm (1700 lm*) @ 4000 K
Luminous efficacy	42.5 lm/W @ 3000 K 47 lm/W @ 4000 K
McADAM steps	3
Beam	Diffuse
CRI	> 90
Life time	L70 > 50.000 h Ta 40°C
Energy efficiency class	A++
IP rating	IP 65
IK rating	IK 08
Insulation class	I



## MATERIALS

<i>Body</i>	Die-cast aluminium EN47100
<i>Diffuser</i>	Extra clear polycarbonate
<i>Finishing</i>	Polyester powder paint

## ORDER CODE

PO 3 0 PAR D \_ B 1 0 \_

*Finishing*

**L** Graphite ●

**M** Light grey ●

**V** Oxide ●

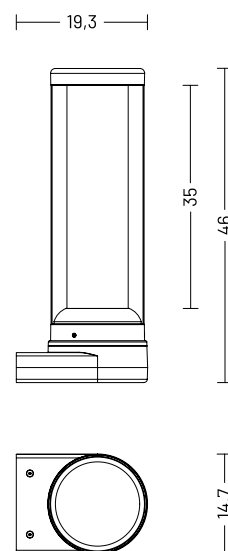
*Light colour*

**N** 4000 K

**H** 3000 K

*Example*

PO 3 0 PAR D NB 1 0 L









L'illuminazione lineare  
Landa.

[The Landa linear lighting.]

tubo

design by Landa R&D



# tubo

Tubo è una linea di luce. Fascio luminoso a 180° utile per installazioni outdoor a parete - ma anche per soffitto e camminamento - con particolari esigenze illuminotecniche. Semplicità e purezza formale per un'illuminazione lineare d'eccellenza. Un apparecchio disponibile con potenza 10 W e 20 W e schermo in policarbonato trasparente extra chiaro e diffusore interno opale.

**EN** *Tubo is a light line. 180° light beam useful for outdoor wall installations, but also for ceiling installations and walkways with special lighting requirements. Simplicity and formal purity for linear lighting of excellence. A fixture available with 10 W and 20 W power and extra clear transparent polycarbonate screen and internal opal diffuser.*

CE EAC

TUBO | CEILING LAMP > 462  
TUBO | BOLLARD > 640





tubo

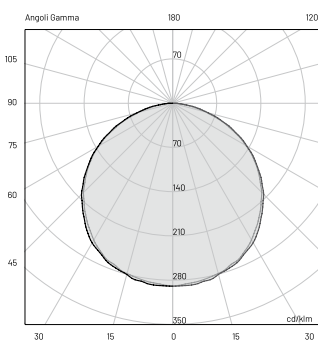
180°

| 10W/20W



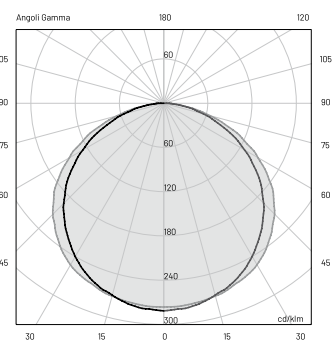
### TECHNICAL SPECIFICATIONS

	180° • CLEAR • 10 W	180° • CLEAR • 20 W
Source lamp	LED 10 W	LED 20 W
Total wattage	10 W	20 W
Voltage	24 Vdc	24 Vdc
Control	Power supply not included	Power supply not included
Light colour	3000 K • 4000 K	3000 K • 4000 K
Luminous flux *Source flux	906 lm (1050 lm*) @ 3000 K 1040 lm (1200 lm*) @ 4000 K	1812 lm (2100 lm*) @ 3000 K 2080 lm (2400 lm*) @ 4000 K
Luminous efficacy	90 lm/W @ 3000 K 100 lm/W @ 4000 K	90 lm/W @ 3000 K 100 lm/W @ 4000 K
McADAM steps	3	3
Beam	180°	180°
CRI	> 80	> 80
Life time	L70 > 50.000 h Ta 40°C	L70 > 50.000 h Ta 40°C
Energy efficiency class	A++	A++
IP rating	IP 67	IP 67
IK rating	IK 07	IK 07
Insulation class	III	III



#### E (LUX)


H (m)	lux (3000 K)	lux (4000 K)	Ø (m)
1.00	304	384	1.6
2.00	77	87	3.2
3.00	34	39	4.8
4.00	29	22	6.4
5.00	12	14	8.0



#### E (LUX)

H (m)	lux (3000 K)	lux (4000 K)	Ø (m)
1.00	588	677	1.9
2.00	147	169	3.8
3.00	65	75	5.7
4.00	37	42	7.6
5.00	24	27	9.5

## MATERIALS

Body	Extruded aluminium EN AW6060
Diffuser	Extra clear polycarbonate
Finishing	Anodized inox 

## ORDER CODE

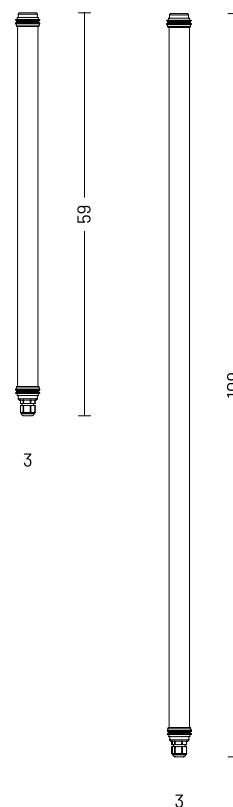
TU\_0 000 T\_A 7 Z 1

Light colour	<b>N</b>	4000 K
	<b>H</b>	3000 K
Wattage	<b>3</b>	10 W (59 cm)
	<b>6</b>	20 W (109 cm)

Example TU 3 0 000 T N A 7 Z 1

10 W

20 W



## AVAILABLE ACCESSORIES

Code	Description	Page
00A6001.01	Set stainless steel fixing kit - short	714
00A6001.02	Set stainless steel fixing kit - long	714
00A6001.03	Set stainless steel fixing kit - double	714
00A6001.04	Set stainless steel fixing kit - spike	714
00A6001.05	Set plastic fixing kit	714
0404M011	Single connection IP68	714
0409BT014	Transformer _ 24 Vdc - 12 W	714
0409BT015	Transformer _ 24 Vdc - 25 W	714



tubo

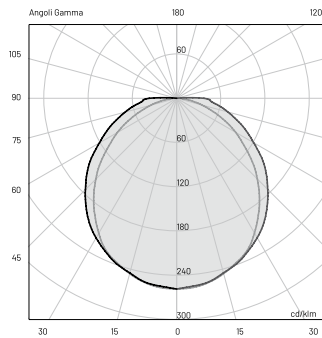
180°

| 10W/20W



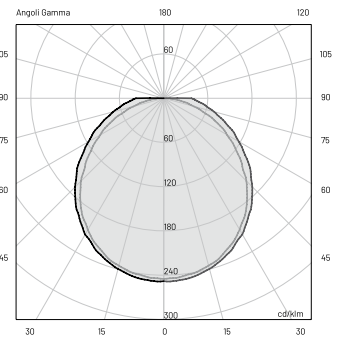
### TECHNICAL SPECIFICATIONS

	180° • OPAL • 10 W	180° • OPAL • 20 W
Source lamp	LED 10 W	LED 20 W
Total wattage	10 W	20 W
Voltage	24 Vdc	24 Vdc
Control	Power supply not included	Power supply not included
Light colour	3000 K • 4000 K	3000 K • 4000 K
Luminous flux *Source flux	802 lm (1050 lm*) @ 3000 K 910 lm (1200 lm*) @ 4000 K	1604 lm (2100 lm*) @ 3000 K 1820 lm (2400 lm*) @ 4000 K
Luminous efficacy	80 lm/W @ 3000 K 91 lm/W @ 4000 K	80 lm/W @ 3000 K 91 lm/W @ 4000 K
McADAM steps	3	3
Beam	180°	180°
CRI	> 80	> 80
Life time	L70 > 50.000 h Ta 40°C	L70 > 50.000 h Ta 40°C
Energy efficiency class	A++	A++
IP rating	IP 67	IP 67
IK rating	IK 07	IK 07
Insulation class	III	III



#### E (LUX)


H (m)	lux (3000 K)	lux (4000 K)	Ø (m)
1.00	272	308	1.2
2.00	68	77	2.5
3.00	30	34	3.7
4.00	17	19	5
5.00	11	12	6.2



#### E (LUX)

H (m)	lux (3000 K)	lux (4000 K)	Ø (m)
1.00	521	595	1.3
2.00	130	148	2.7
3.00	58	66	4.1
4.00	33	37	5.5
5.00	21	24	6.9

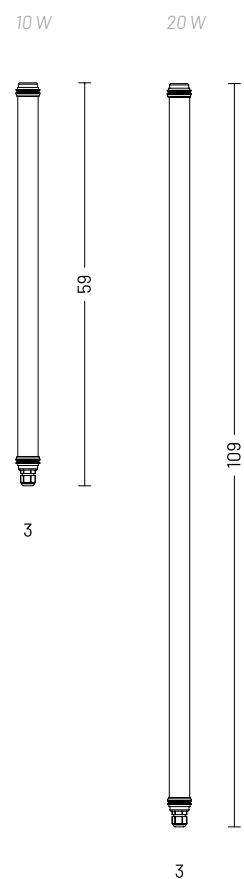
## MATERIALS

Body	Extruded aluminium EN AW6060
Diffuser	External extra clear polycarbonate Internal opal polycarbonate
Finishing	Anodized inox 

## ORDER CODE

TU\_1000 T\_A 7 Z 1

Light colour	N	4000 K
	H	3000 K
Wattage	3	10 W (59 cm)
	6	20 W (109 cm)
Example	TU 3 1000 T N A 7 Z 1	



## AVAILABLE ACCESSORIES

Code	Description	Page
00A6001.01	Set stainless steel fixing kit - short	714
00A6001.02	Set stainless steel fixing kit - long	714
00A6001.03	Set stainless steel fixing kit - double	714
00A6001.04	Set stainless steel fixing kit - spike	714
00A6001.05	Set plastic fixing kit	714
0404M011	Single connection IP68	714
0409BT014	Transformer _ 24 Vdc - 12 W	714
0409BT015	Transformer _ 24 Vdc - 25 W	714











CEILING RECESSED



# Esploratore visibile.

[Visible explorer.]

eye

design by Landa R&D



# eye 80

Eye 80 ha potenza 5 W ed è l'ideale per applicazioni da incasso soffitto, per una luce puntuale in qualsiasi contesto outdoor. Il vetro extrachiaro trasparente temprato di Eye allarga il suo campo visivo in tre declinazioni di emissione luminosa: spot, flood e wide flood. Il corpo è realizzato in pressofusione di alluminio. Un tocco di luce minimal per ogni esigenza illuminotecnica.

**EN** Eye 80 has 5 W power and is ideal for recessed ceiling applications, for an accurate light in any outdoor context. Eye's extra-clear transparent tempered glass widens its field of view in three different light emission models: spot, flood and wide floodlight. The body is made in die-cast aluminium. A touch of minimal light for every lighting requirement.

CE EAC

EYE 80 | CEILING LAMP > 386







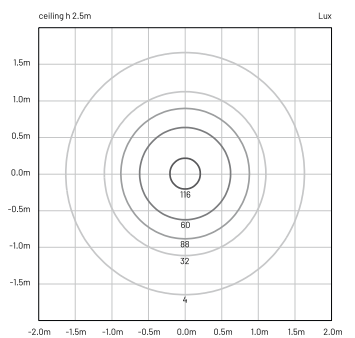
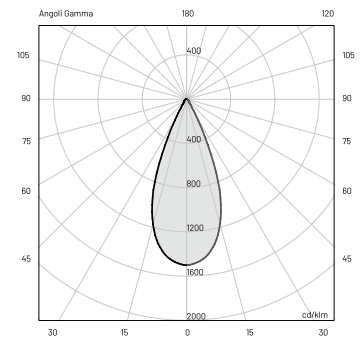
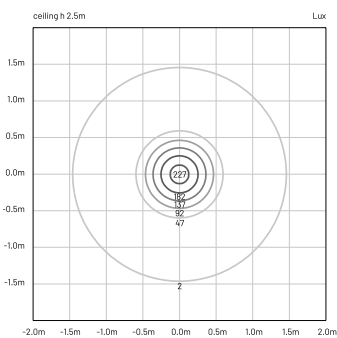
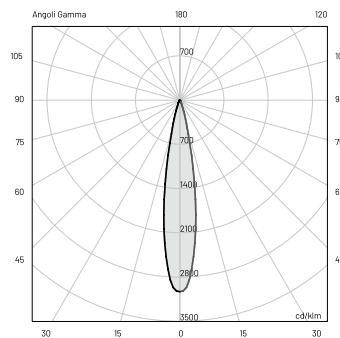
## eye 80

| 5W

SPOT • FLOOD • WIDE FLOOD

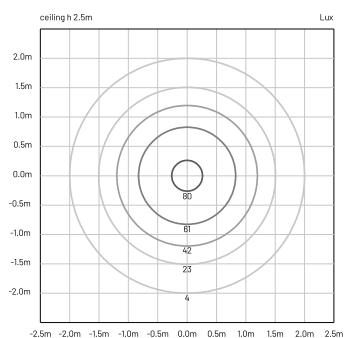
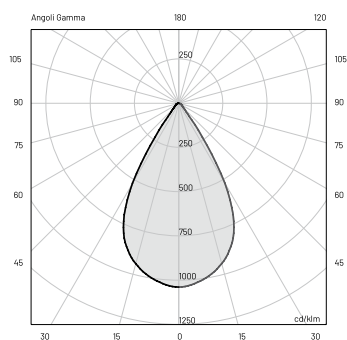
## TECHNICAL SPECIFICATIONS

	SPOT	FLOOD
Source lamp	LED 5 W	LED 5 W
Total wattage	5 W	5 W
Voltage	24 Vdc	24 Vdc
Control	Power supply not included • dimmable on request	Power supply not included • dimmable on request
Light colour	3000 K • other colours on request	3000 K • other colours on request
Luminous flux *Source flux	220 lm (500 lm*)	400 lm (500 lm*)
Luminous efficacy	44 lm/W	80 lm/W
McADAM steps	3	3
Beam	20°	40°
CRI	> 90	> 90
Life time	L70 > 50.000 h Ta 40°C	L70 > 50.000 h Ta 40°C
Energy efficiency class	A++	A++
IP rating	IP 65	IP 67
IK rating	IK 08	IK 08
Insulation class	III	III



## TECHNICAL SPECIFICATIONS

	<b>WIDE FLOOD</b>
Source lamp	LED 5 W
Total wattage	5 W
Voltage	24 Vdc
Control	Power supply not included • dimmable on request
Light colour	3000 K • other colours on request
Luminous flux *Source flux	460 lm (500 lm*)
Luminous efficacy	92 lm/W
McADAM steps	3
Beam	60°
CRI	> 90
Life time	L70 > 50.000 h Ta 40°C
Energy efficiency class	A++
IP rating	IP 67
IK rating	IK 08
Insulation class	III

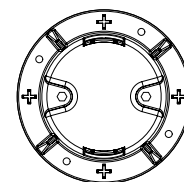





Ø 12.2

12

Ø 8



## MATERIALS

Body	Die-cast aluminium EN47100
Diffuser	Extra clear glass
Finishing	White polyester powder paint 

## ORDER CODE

**EY 5 0 ISO \_ H B 7 Z U**

Beam

**S** Spot

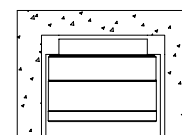
**F** Flood

**W** Wide flood

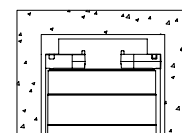
Example

**EY 5 0 ISO S H B 7 Z U**

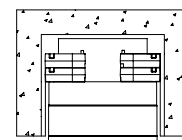
recessed installation



flush installation



protruding installation



## INCLUDED ACCESSORIES

Code	Description	Page
-	Housing box	698

## AVAILABLE ACCESSORIES

Code	Description	Page
00KEY50	Levelling kit	698
010829600000	Plastering rim	698
0303003	Suction cup to screw the glass	698
0409BT014	Transformer _ 24 Vdc - 12 W	698
0409BT015	Transformer _ 24 Vdc - 25 W	698
0409BT016	Transformer _ 24 Vdc - 100 W	698



# eye 125

Apparecchio illuminante da incasso soffitto ideale per contesti outdoor di qualsiasi tipologia, con precisione e infallibilità.

Eye 125 è un prodotto con potenza 12 W, temperatura colore 3000 K (2700 K - 4000 K su richiesta) ed emissione luminosa disponibile in tre varianti: spot, flood e wide flood.

Il corpo in alluminio pressofuso garantisce performance e longevità.

**EN** *Recessed ceiling luminaire ideal for outdoor contexts of any type, with accuracy and infallibility.*

*Eye 125 is a product with a power of 12 W, colour temperature 3000 K (2700 K - 4000 K on request) and light emission available in three options: spot, flood and wide flood.*

*The die-cast aluminium body guarantees performance and longevity.*

**CE EAC**

EYE 125 | CEILING LAMP > 392





## eye 125

| 12W

SPOT • FLOOD • WIDE FLOOD

## TECHNICAL SPECIFICATIONS

Source lamp

Total wattage

Voltage

Control

Light colour

Luminous flux  
\*Source flux

Luminous efficacy

McADAM steps

Beam

CRI

Life time

Energy efficiency class

IP rating

IK rating

Insulation class

## SPOT

LED 12 W

14.5 W

220-240 Vac, 50-60Hz

On/Off • dimmable on request

3000 K • other colours on request

785 lm (1500 lm\*)

52 lm/W

3

20°

&gt; 90

L70 &gt; 50.000 h Ta 40°C

A++

IP 65

IK 08

I

## FLOOD

LED 12 W

14.5 W

220-240 Vac, 50-60Hz

On/Off • dimmable on request

3000 K • other colours on request

950 lm (1500 lm\*)

63 lm/W

3

40°

&gt; 90

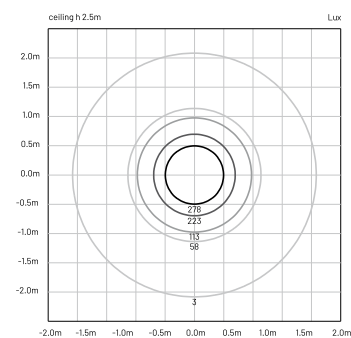
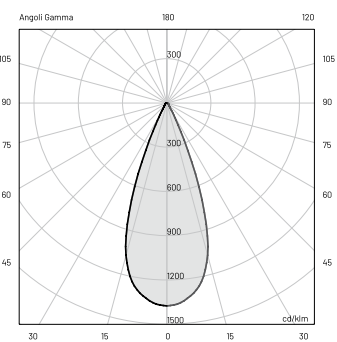
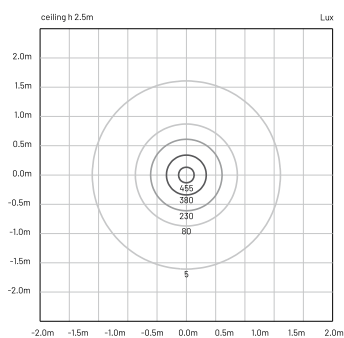
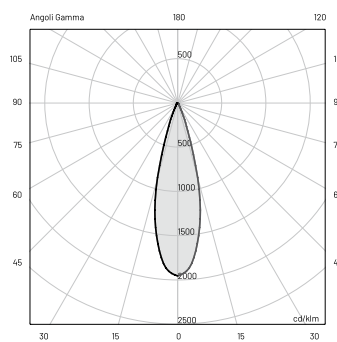
L70 &gt; 50.000 h Ta 40°C

A++

IP 65

IK 08

I

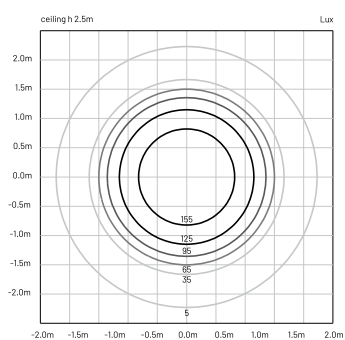
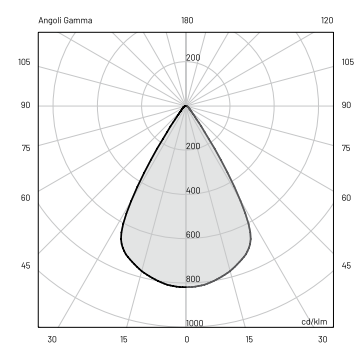


## TECHNICAL SPECIFICATIONS

Source lamp	LED 12 W
Total wattage	14.5 W
Voltage	220-240 Vac, 50-60Hz
Control	On/Off • dimmable on request
Light colour	3000 K • other colours on request
Luminous flux *Source flux	1200 lm (1500 lm*)
Luminous efficacy	80 lm/W
McADAM steps	3
Beam	60°
CRI	> 90
Life time	L70 > 50.000 h Ta 40°C
Energy efficiency class	A++
IP rating	IP 65
IK rating	IK 08
Insulation class	I

### WIDE FLOOD

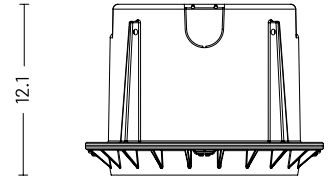
Source lamp	LED 12 W
Total wattage	14.5 W
Voltage	220-240 Vac, 50-60Hz
Control	On/Off • dimmable on request
Light colour	3000 K • other colours on request
Luminous flux *Source flux	1200 lm (1500 lm*)
Luminous efficacy	80 lm/W
McADAM steps	3
Beam	60°
CRI	> 90
Life time	L70 > 50.000 h Ta 40°C
Energy efficiency class	A++
IP rating	IP 65
IK rating	IK 08
Insulation class	I



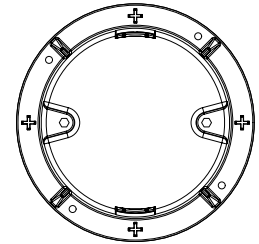




Ø 16.7



Ø 12.5



**MATERIALS**

<i>Body</i>	Die-cast aluminium EN47100
<i>Diffuser</i>	Extra clear glass
<i>Finishing</i>	White polyester powder paint <span style="float: right;">○</span>

**ORDER CODE**

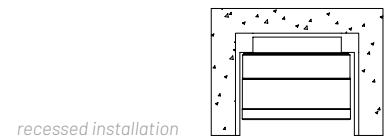
EY 6 0 ISO \_ HB 10 U

Beam

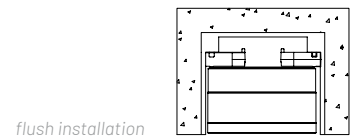
- S** Spot
- F** Flood
- W** Wide flood

Example

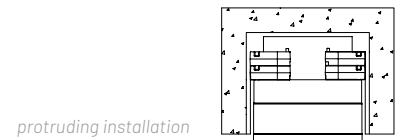
EY 6 0 ISO **S** H B 10 U



recessed installation



flush installation



protruding installation

**INCLUDED ACCESSORIES**

Code	Description	Page
-	Housing box	699

**AVAILABLE ACCESSORIES**

Code	Description	Page
00KEY60	Levelling kit	699
010829700000	Plastering rim	699
0303004	Suction cup to screw the glass	699







# eye 200

Eye 200 da incasso soffitto è sinonimo di elevata efficienza luminosa e un perfetto controllo della luminanza. Eye 200 è la scelta migliore per un outdoor senza ombre. Un cuore potente 20 W e tre tipi di emissioni luminose (spot, flood, wide flood), temperatura colore standard 3000 K (su richiesta 2700 K o 4000 K).

**EN** *Eye 200 recessed ceiling is synonymous with high light efficiency and perfect light control. Eye 200 is the best choice for an outdoor environment without shadows. A powerful 20 W heart and three types of light emission (spot, flood, wide flood) and standard colour temperature 3000 K (on request 2700 K or 4000 K).*

CE EAC

EYE 200 | CEILING LAMP > 398





## eye 200

| 20W

SPOT • FLOOD • WIDE FLOOD

## TECHNICAL SPECIFICATIONS

*Source lamp**Total wattage**Voltage**Control**Light colour**Luminous flux*  
*\*Source flux**Luminous efficacy**McADAM steps**Beam**CRI**Life time**Energy efficiency class**IP rating**IK rating**Insulation class*

## SPOT

LED 20 W

24 W

220-240 Vac, 50-60Hz

On/Off • dimmable on request

3000 K • other colours on request

916 lm (2250 lm\*)

39 lm/W

3

20°

&gt; 90

L70 &gt; 50.000 h Ta 40°C

A++

IP 65

IK 08

I

## FLOOD

LED 20 W

24 W

220-240 Vac, 50-60Hz

On/Off • dimmable on request

3000 K • other colours on request

1400 lm (2250 lm\*)

58 lm/W

3

40°

&gt; 90

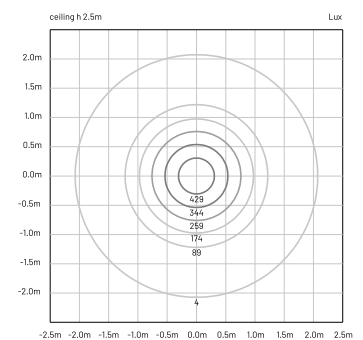
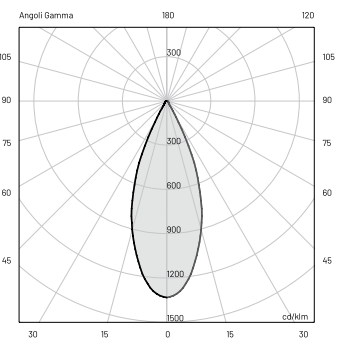
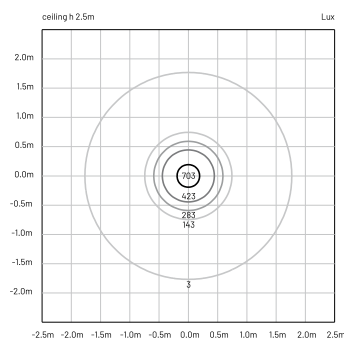
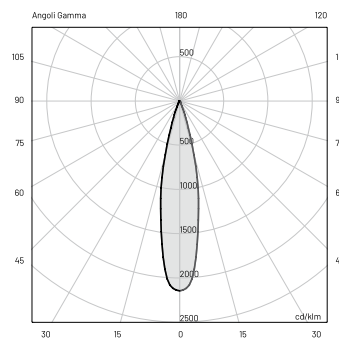
L70 &gt; 50.000 h Ta 40°C

A++

IP 65

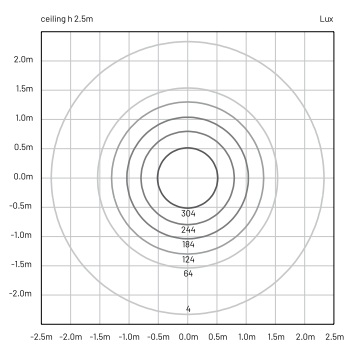
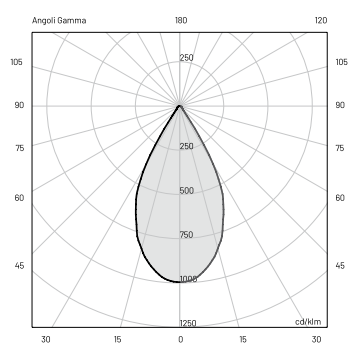
IK 08

I



## TECHNICAL SPECIFICATIONS

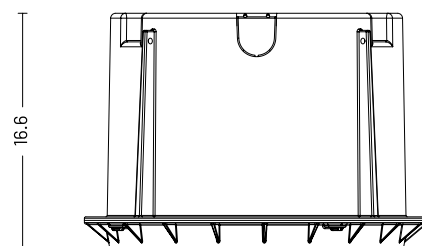
	<b>WIDE FLOOD</b>
Source lamp	LED 20 W
Total wattage	24 W
Voltage	220-240 Vac, 50-60Hz
Control	On/Off • dimmable on request
Light colour	3000 K • other colours on request
Luminous flux *Source flux	1650 lm (2250 lm*)
Luminous efficacy	69 lm/W
McADAM steps	3
Beam	60°
CRI	> 90
Life time	L70 > 50.000 h Ta 40°C
Energy efficiency class	A++
IP rating	IP 65
IK rating	IK 08
Insulation class	I



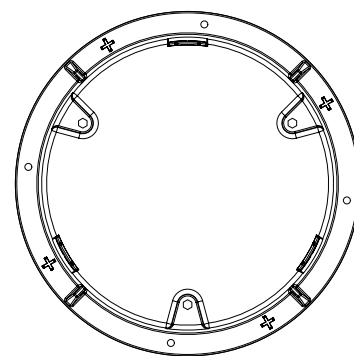




Ø 24.2



Ø 20



## MATERIALS

Body	Die-cast aluminium EN47100
Diffuser	Extra clear glass
Finishing	White polyester powder paint

## ORDER CODE

EY 80 ISO HB 10 U

Beam

**S** Spot

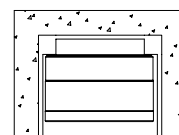
**F** Flood

**W** Wide flood

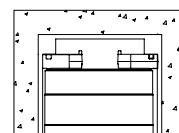
Example

EY 80 ISO **S** H B 10 U

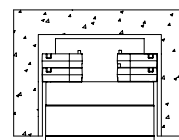
recessed installation



flush installation



protruding installation



## INCLUDED ACCESSORIES

Code	Description	Page
-	Housing box	699

## AVAILABLE ACCESSORIES

Code	Description	Page
00KEY80	Levelling kit	699
010829800000	Plastering rim	699
0303004	Suction cup to screw the glass	699









# Galassia luminosa.

[Luminous galaxy.]

fog

design by Landa R&D



# fog 80

Fog 80 è un apparecchio illuminante disponibile per applicazioni da incasso soffitto, con corpo in alluminio pressofuso EN 47100 e finitura realizzata tramite verniciatura a polveri white. Il prodotto, con diametro di 80 mm e potenza 6 W, garantisce resistenza e longevità, caratteristiche imprescindibili per tutta la gamma Fog da incasso. Ideale per ogni esigenza illuminotecnica outdoor grazie alle tre possibili varianti di installazione: recessa (10 mm all'interno della controcassa), a filo e sporgente (+ 10 mm dalla controcassa).

**EN** *Fog 80 is a luminaire available for recessed ceiling applications, with EN 47100 die-cast aluminium body and white powder-coated finish. The product, with a diameter of 80 mm and a power of 6 W, guarantees resistance and longevity, essential features for the entire Fog recessed range. Ideal for any outdoor lighting requirement thanks to the three possible installation options: recessed (10 mm inside the casing), flush and protruding (+ 10 mm from the casing).*

**CE ENEC**

**FOG 80 | WALL RECESSED > 148**

**FOG 80 | WALL LAMP > 216**

**FOG 80 | CEILING LAMP > 408**







## DIFFUSE

TECHNICAL  
SPECIFICATIONS*Source lamp**Total wattage**Voltage**Control**Light colour**Luminous flux*  
*\*Source flux**Luminous efficacy**McADAM steps**Beam**CRI**Life time**Energy efficiency class**IP rating**IK rating**Insulation class***DIFFUSE**

LED 6 W

6 W

24 Vdc

Power supply not included

3000 K • other colours on request

345 lm (700 lm\*)

58 lm/W

3

diffuse

&gt; 90

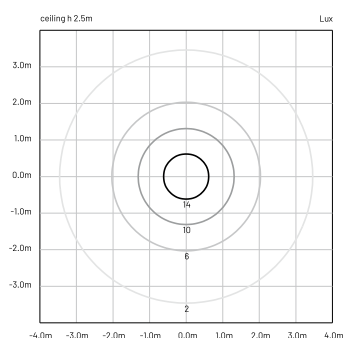
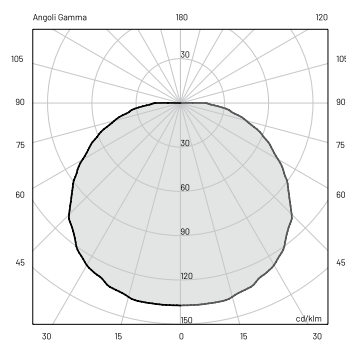
L70 &gt; 50.000 h Ta 40°C

A++

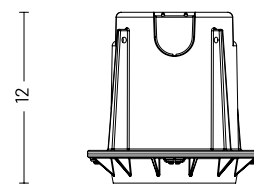
IP 65

IK 08

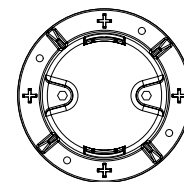
III



Ø 12.2



Ø 8



## MATERIALS

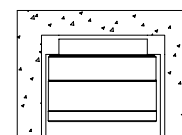
Body	Die-cast aluminium EN47100
Diffuser	Opal glass
Finishing	White polyester powder paint



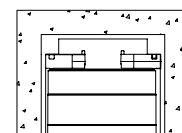
## ORDER CODE

FG 5 0 ISO D H B 7 Z U

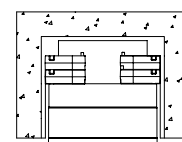
recessed installation



flush installation



protruding installation



## INCLUDED ACCESSORIES

Code	Description	Page
-	Housing box	701

## AVAILABLE ACCESSORIES

Code	Description	Page
00KEY50	Levelling kit	701
010829600000	Plastering rim	701
0303003	Suction cup to screw the glass	701
0409BT014	Transformer _ 24 Vdc - 12 W	701
0409BT015	Transformer _ 24 Vdc - 25 W	701
0409BT016	Transformer _ 24 Vdc - 100 W	701







# fog 125

Fog 125 ha un diametro di 125 mm ed è la soluzione ideale per applicazioni da incasso soffitto offrendo la possibilità di installazione sporgente/recessa ( $\pm 10$  mm) o a filo tramite kit di montaggio.

L'apparecchio, con potenza 14.5 W, è fornito con temperatura colore 3000 K, in alternativa, su richiesta, anche in altre temperature colore e versione color change. La luce diffusa di Fog 125 è emessa dalla sorgente in tecnologia Led, che permette di avere performance sempre ottimali, anche grazie al vetro temprato opale extra resistente.

Il corpo è in alluminio pressofuso con finitura realizzata tramite verniciatura a polveri white.

L'alimentazione è integrata, con possibilità di gestione DALI su richiesta, così da rendere l'applicazione del prodotto di facile gestione in qualunque contesto outdoor.

**EN** Fog 125 has a diameter of 125 mm and is the ideal solution for recessed ceiling applications offering the possibility of installation protruding/retracting ( $\pm 10$  mm) or flush mounting with the fixture kit.

The luminaire, with a power of 14.5 W, is supplied with 3000 K or, on request, also available in other colour temperatures and colour change version.

The diffused light of Fog 125 is emitted by the LED technology source, which allows to have always optimal performances, also thanks to the extra resistant opal tempered glass.

The body is made in die-cast aluminium with white powder-coated finish.

Power supply is integrated, with the possibility of DALI management on request, so as to make the application of the product easy to manage in any outdoor context.




**FOG 125 | WALL RECESSED > 152**

**FOG 125 | WALL LAMP > 220**

**FOG 125 | CEILING LAMP > 412**





# fog 125 | 14.5W

DIFFUSE

## TECHNICAL SPECIFICATIONS

Source lamp

LED 14,5 W

Total wattage

17.7 W

Voltage

220-240 Vac, 50-60Hz

Control

On/Off • dimmable on request

Light colour

3000 K • other colours on request

Luminous flux

950 lm (1850 lm\*)

\*Source flux

Luminous efficacy

54 lm/W

McADAM steps

3

Beam

diffuse

CRI

> 90

Life time

L70 > 50.000 h Ta 40°C

Energy efficiency class

A++

IP rating

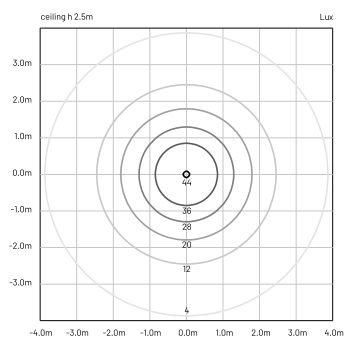
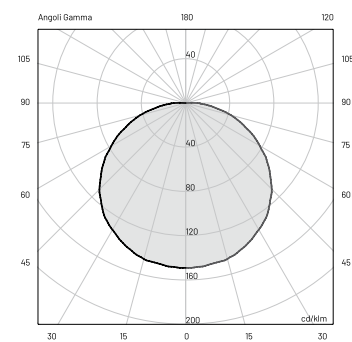
IP 65

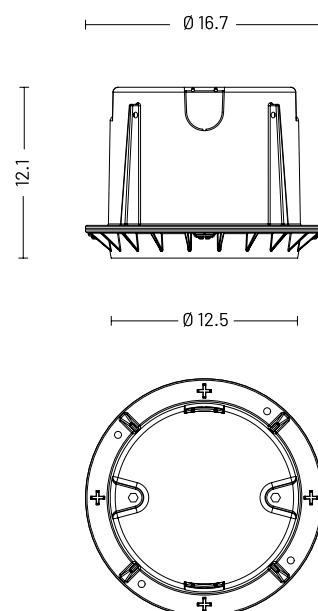
IK rating

IK 08

Insulation class

I





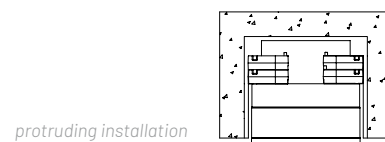
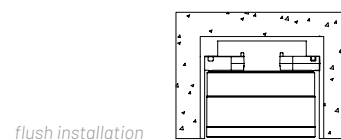
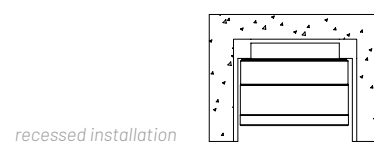
## MATERIALS

Body	Die-cast aluminium EN47100
Diffuser	Opal glass
Finishing	White polyester powder paint



## ORDER CODE

FG 60 ISO DHB 10 U



## INCLUDED ACCESSORIES

Code	Description	Page
-	Housing box	702

## AVAILABLE ACCESSORIES

Code	Description	Page
00KEY60	Levelling kit	702
010829700000	Plastering rim	702
0303004	Suction cup to screw the glass	702









# fog 200

Potenza e alte performance. La luce diffusa di Fog 200, apparecchio da incasso soffitto, è emessa da una sorgente in tecnologia LED con potenza 22.4 W.

Il prodotto è longevo e versatile, con diffusore in vetro temprato opale extra resistente e offre differenti possibilità di montaggio (sporgente/recesso  $\pm 10$  mm e a filo della controcassa).

Il corpo in alluminio pressofuso con finitura realizzata tramite verniciatura a polveri white ha un diametro di 200 mm.

L'alimentazione è integrata, con possibilità di gestione DALI su richiesta; la temperatura colore è di 3000 K, o in alternativa, su richiesta, altre temperature colore e versione color change.

**EN** *Power and high performance. The diffused light of the Fog 200 recessed ceiling luminaire is emitted from a 22.4 W LED technology source.*

*The product is long-lasting and versatile, with an extra-resistant opal tempered glass and offers different mounting options (protruding/recessed  $\pm 10$  mm and flush with the recessed box).*

*The die-cast aluminium body with white powder-coated finish has a 200 mm diameter.*

*Power supply is integrated, with the possibility of DALI management on request; the colour temperature is 3000 K, other colour temperatures and colour change version available on request.*



**FOG 200 | WALL RECESSED > 156**

**FOG 200 | WALL LAMP > 224**

**FOG 200 | CEILING LAMP > 418**



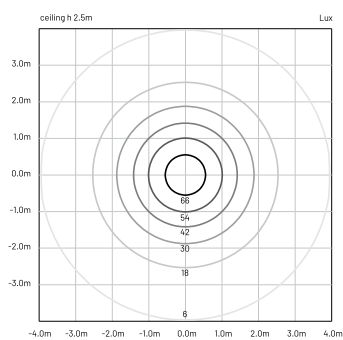
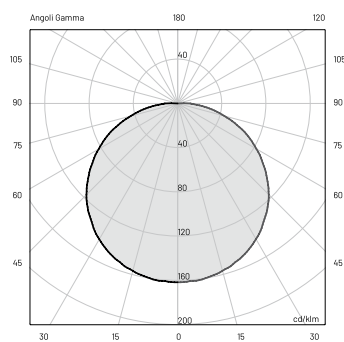


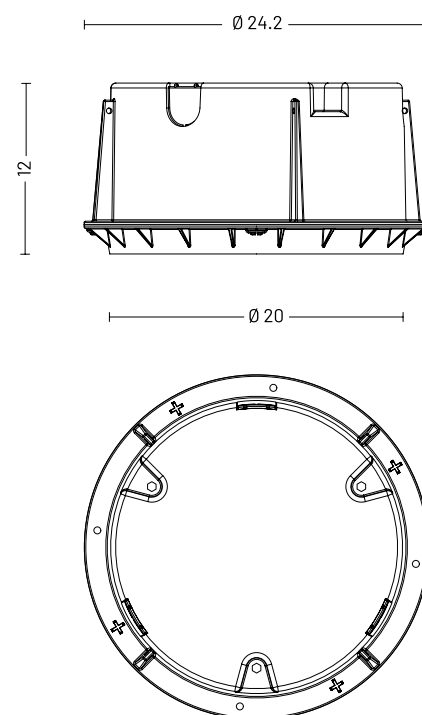
## fog 200 | 22.4W

DIFFUSE


**TECHNICAL  
SPECIFICATIONS**

	<b>DIFFUSE</b>
Source lamp	LED 22.4 W
Total wattage	27 W
Voltage	220-240 Vac, 50-60Hz
Control	On/Off • dimmable on request
Light colour	3000 K • other colours on request
Luminous flux *Source flux	1500 lm (2800 lm*)
Luminous efficacy	56 lm/W
McADAM steps	3
Beam	diffuse
CRI	> 90
Life time	L70 > 50.000 h Ta 40°C
Energy efficiency class	A++
IP rating	IP 65
IK rating	IK 08
Insulation class	I



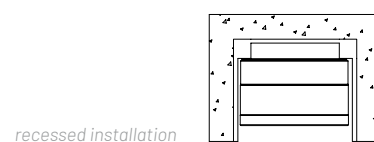


## MATERIALS

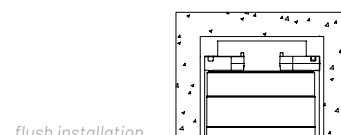
Body	Die-cast aluminium EN47100
Diffuser	Opal glass
Finishing	White polyester powder paint

## ORDER CODE

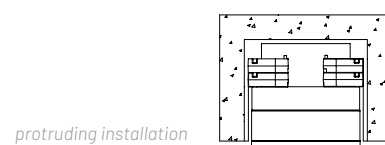
FG 8 0 IS0 D HB 10 U



recessed installation



flush installation



protruding installation

## INCLUDED ACCESSORIES

Code	Description	Page
-	Housing box	703

## AVAILABLE ACCESSORIES

Code	Description	Page
00KEY80	Levelling kit	702
010829800000	Plastering rim	702
0303004	Suction cup to screw the glass	703





## CEILING LAMPS





Esploratore  
visibile.

[Visible explorer.]

eye

design by Landa R&D



# eye 80

Compatta e perfettamente disegnata.

Eye è una ceiling lamp che offre un'elevata efficienza luminosa e un perfetto controllo della luminanza. La scelta migliore per un outdoor senza ombre.

Eye 80 è il "piccolo" della gamma, con potenza 5 W e tre tipi di emissioni luminose (spot, flood, wide flood), temperatura colore standard 3000 K (su richiesta 2700 K o 4000 K).

**EN** *Compact and perfectly designed.*


*Eye is a ceiling lamp that offers high luminous efficiency and perfect luminance control. The best choice for an outdoor without shadows.*

*Eye 80 is the "small" of the range, with a power of 5 W and three types of light emission (spot, flood, wide flood), standard 3000 K colour temperature (2700 K or 4000 K on request).*

**CE EAC**

EYE 80 | CEILING RECESSED > 342





## eye 80

| 5W

SPOT • FLOOD • WIDE FLOOD

## TECHNICAL SPECIFICATIONS

Source lamp

Total wattage

Voltage

Control

Light colour

Luminous flux  
\*Source flux

Luminous efficacy

McADAM steps

Beam

CRI

Life time

Energy efficiency class

IP rating

IK rating

Insulation class

## SPOT

LED 5 W

5 W

24 Vdc

Power supply not included •  
dimmable on request

3000 K • other colours on request

220 lm (500 lm\*)

44 lm/W

3

20°

&gt; 90

L70 &gt; 50.000 h Ta 40°C

A++

IP 65

IK 08

III

## FLOOD

LED 5 W

5 W

24 Vdc

Power supply not included •  
dimmable on request

3000 K • other colours on request

400 lm (500 lm\*)

80 lm/W

3

40°

&gt; 90

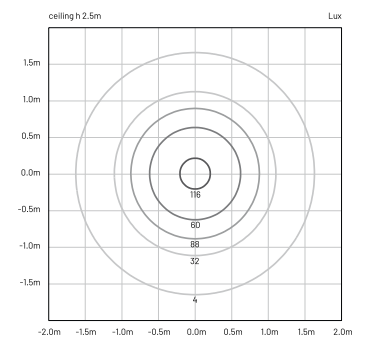
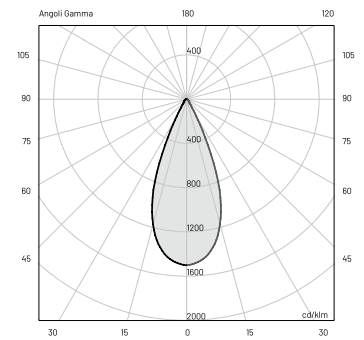
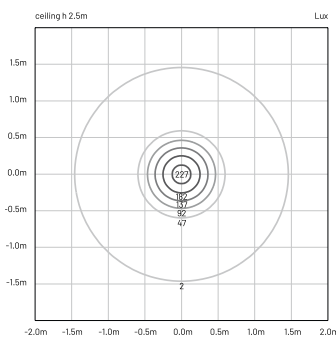
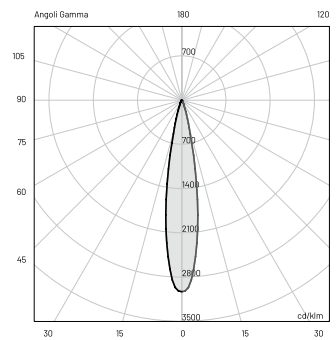
L70 &gt; 50.000 h Ta 40°C

A++

IP 65

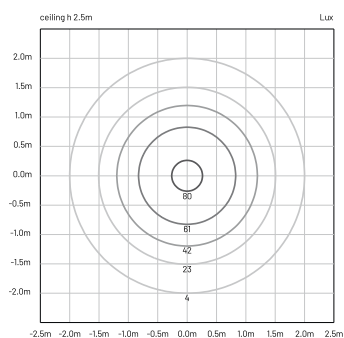
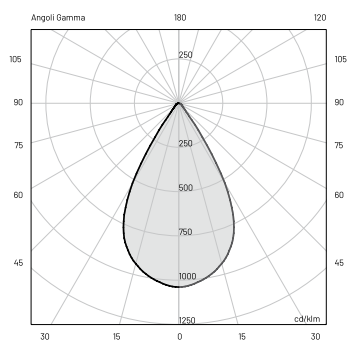
IK 08

III



## TECHNICAL SPECIFICATIONS


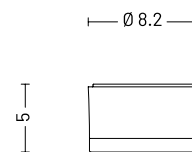
	<b>WIDE FLOOD</b>
Source lamp	LED 5 W
Total wattage	5 W
Voltage	24 Vdc
Control	Power supply not included • dimmable on request
Light colour	3000 K • other colours on request
Luminous flux *Source flux	460 lm (500 lm*)
Luminous efficacy	92 lm/W
McADAM steps	3
Beam	60°
CRI	> 90
Life time	L70 > 50.000 h Ta 40°C
Energy efficiency class	A++
IP rating	IP 65
IK rating	IK 08
Insulation class	III





## MATERIALS

<i>Body</i>	Die-cast aluminium EN47100
<i>Diffuser</i>	Extra clear glass
<i>Finishing</i>	Polyester powder paint



## ORDER CODE

EY 5 0 POS \_ HB 7 Z \_

<i>Finishing</i>	<b>L</b>	Graphite	●
	<b>V</b>	Oxide	●
	<b>U</b>	White	○
	<b>G</b>	Black	●
<i>Beam</i>	<b>S</b>	Spot	
	<b>F</b>	Flood	
	<b>W</b>	Wide flood	

*Example* EY 5 0 POS S H B 7 Z L



## AVAILABLE ACCESSORIES

<i>Code</i>	<i>Description</i>	<i>Page</i>
<b>0409BT014</b>	Transformer _ 24 Vdc - 12 W	698
<b>0409BT015</b>	Transformer _ 24 Vdc - 25 W	698
<b>0409BT016</b>	Transformer _ 24 Vdc - 100 W	699



# eye 125

Eye 125 ha potenza 12 W. Il vetro extrachiaro trasparente temprato di Eye allarga il suo campo visivo in tre varianti di emissione luminosa: spot, flood e wide flood. Ideale per applicazioni da soffitto, per una luce puntuale in qualsiasi contesto outdoor, Eye 125 è resistente e fortemente estetico. Il corpo realizzato in pressofusione di alluminio è disponibile in quattro diverse finiture: graphite, oxide, white e black.

**EN** Eye 125 has a power of 12 W. The Eye's extra clear transparent tempered glass widens its field of view in three light emission variants: spot, flood and wide flood. Ideal for ceiling applications, for punctual light in any outdoor context, Eye 125 is resistant and highly aesthetic. The body made in die-cast aluminium is available in four different finishes: graphite, oxide, white and black.

CE EAC

EYE 125 | CEILING RECESSED > 348





## eye 125

| 12W

SPOT • FLOOD • WIDE FLOOD

## TECHNICAL SPECIFICATIONS

Source lamp

LED 12 W

LED 12 W

Total wattage

14.5 W

14.5 W

Voltage

220-240 Vac, 50-60Hz

220-240 Vac, 50-60Hz

Control

On/Off • dimmable on request

On/Off • dimmable on request

Light colour

3000 K • other colours on request

3000 K • other colours on request

Luminous flux  
\*Source flux

785 lm (1500 lm\*)

950 lm (1500 lm\*)

Luminous efficacy

52 lm/W

63 lm/W

McADAM steps

3

3

Beam

20°

40°

CRI

&gt; 90

&gt; 90

Life time

L70 &gt; 50.000 h Ta 40°C

L70 &gt; 50.000 h Ta 40°C

Energy efficiency class

A++

A++

IP rating

IP 65

IP 65

IK rating

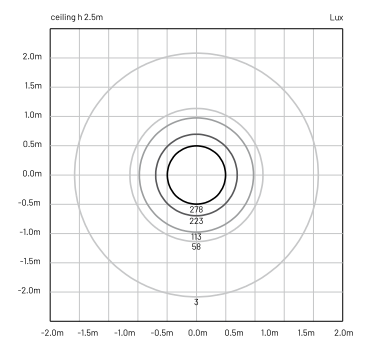
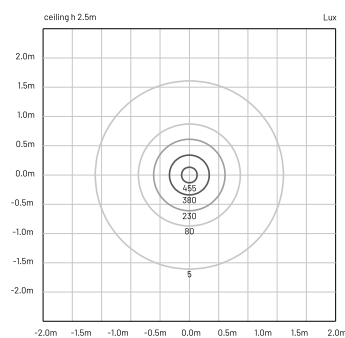
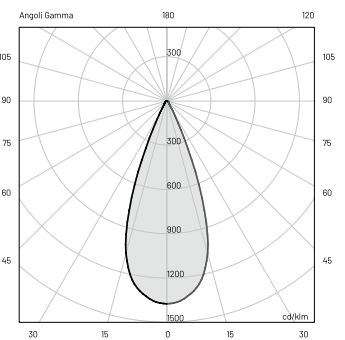
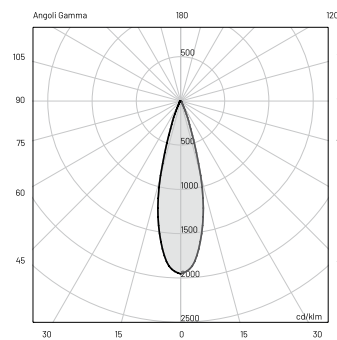
IK 08

IK 08

Insulation class

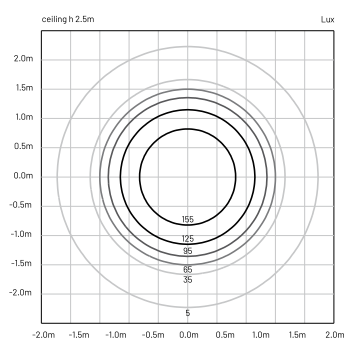
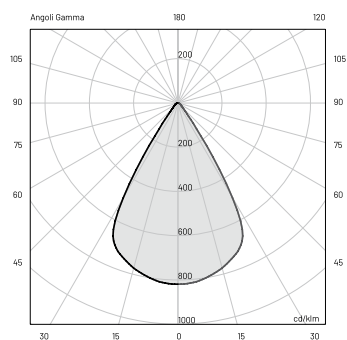
I

I

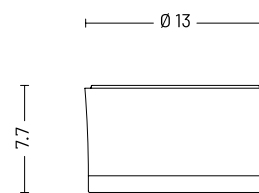


## TECHNICAL SPECIFICATIONS

	<b>WIDE FLOOD</b>
Source lamp	LED 12 W
Total wattage	14.5 W
Voltage	220-240 Vac, 50-60Hz
Control	On/Off • dimmable on request
Light colour	3000 K • other colours on request
Luminous flux *Source flux	1200 lm (1500 lm*)
Luminous efficacy	80 lm/W
McADAM steps	3
Beam	60°
CRI	> 90
Life time	L70 > 50.000 h Ta 40°C
Energy efficiency class	A++
IP rating	IP 65
IK rating	IK 08
Insulation class	I

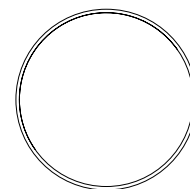






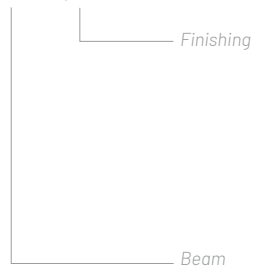
## MATERIALS

Body	Die-cast aluminium EN47100
Diffuser	Extra clear glass
Finishing	Polyester powder paint



## ORDER CODE

EY 6 0 POS \_ HB 10 \_



<b>L</b>	Graphite	●
<b>V</b>	Oxide	●
<b>U</b>	White	○
<b>G</b>	Black	●
<b>S</b>	Spot	
<b>F</b>	Flood	
<b>W</b>	Wide flood	

Example EY 6 0 POS SH B 10 L



# eye 200

Apparecchio da soffitto ideale per illuminare grandi spazi con precisione e infallibilità.

Longevo e performante, Eye 200 è un prodotto con potenza 20 W ed emissione luminosa spot, flood e wide flood e temperatura colore 3000 K (su richiesta 2700 K o 4000 K).

Il corpo in alluminio pressofuso, resistente anche nelle condizioni più estreme, è disponibile in quattro finiture ottenute tramite verniciatura a polveri graphite, oxide, white e black.

**EN** *Ceiling luminaire ideal for lighting large spaces with accuracy and infallibility. Long-lasting and performing, Eye 200 is a product with a power of 20 W and spot, flood and wide flood light emission and 3000 K colour temperature (2700 K or 4000 K on request).*

*The die-cast aluminium body, resistant even even under the most extreme conditions, is available in four finishes obtained through graphite, oxide, white and black powder coating.*

CE EAC

EYE 200 | CEILING RECESSED > 356







## eye 200

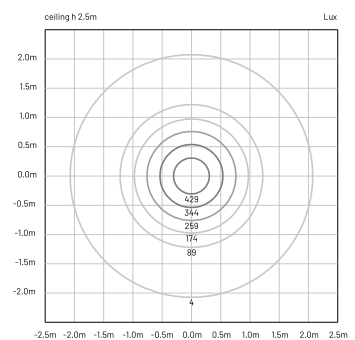
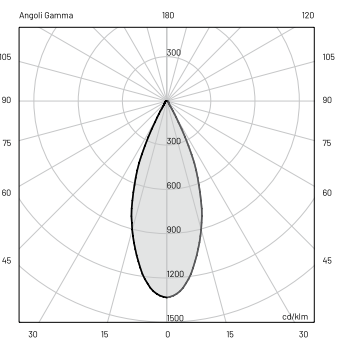
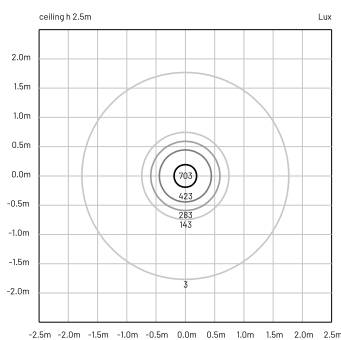
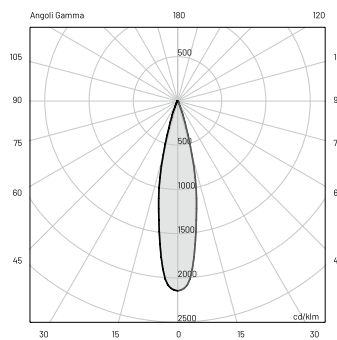
| 20W

SPOT • FLOOD • WIDE FLOOD



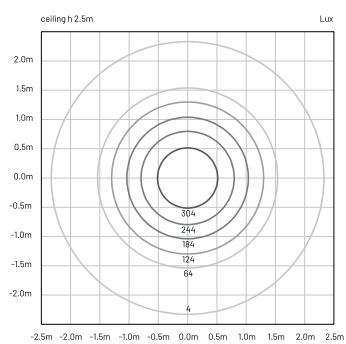
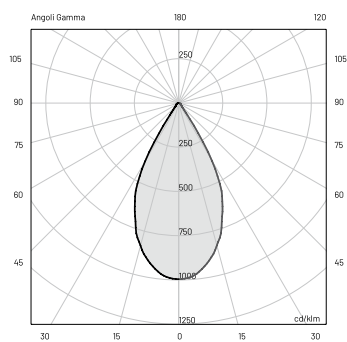
## TECHNICAL SPECIFICATIONS


	SPOT	FLOOD
Source lamp	LED 20 W	LED 20 W
Total wattage	24 W	24 W
Voltage	220-240 Vac, 50-60Hz	220-240 Vac, 50-60Hz
Control	On/Off • dimmable on request	On/Off • dimmable on request
Light colour	3000 K • other colours on request	3000 K • other colours on request
Luminous flux *Source flux	916 lm (2250 lm*)	1400 lm (2250 lm*)
Luminous efficacy	39 lm/W	58 lm/W
McADAM steps	3	3
Beam	20°	40°
CRI	> 90	> 90
Life time	L70 > 50.000 h Ta 40°C	L70 > 50.000 h Ta 40°C
Energy efficiency class	A++	A++
IP rating	IP 65	IP 65
IK rating	IK 08	IK 08
Insulation class	I	I



## TECHNICAL SPECIFICATIONS


	<b>WIDE FLOOD</b>
Source lamp	LED 20 W
Total wattage	24 W
Voltage	220-240 Vac, 50-60Hz
Control	On/Off • dimmable on request
Light colour	3000 K • other colours on request
Luminous flux *Source flux	1650 lm (2250 lm*)
Luminous efficacy	69 lm/W
McADAM steps	3
Beam	60°
CRI	> 90
Life time	L70 > 50.000 h Ta 40°C
Energy efficiency class	A++
IP rating	IP 65
IK rating	IK 08
Insulation class	I






Ø 21.5

403



## MATERIALS

Body	Die-cast aluminium EN47100
Diffuser	Extra clear glass
Finishing	Polyester powder paint




## ORDER CODE

EY80POS\_HB10\_

Finishing	<b>L</b>	Graphite	●
	<b>V</b>	Oxide	●
	<b>U</b>	White	○
	<b>G</b>	Black	●
Beam	<b>S</b>	Spot	
	<b>F</b>	Flood	
	<b>W</b>	Wide flood	

Example EY80POSSH B10L









# Galassia luminosa.

[Luminous galaxy.]

fog

design by Landa R&D





# fog 80

Potenza 6 W, ricerca e innovazione, per un apparecchio tecnico dalla forma compatta.

La variante small da soffitto è perfetta per tutti i contesti outdoor, anche grazie alle quattro diverse finiture (graphite, oxide, white e black) del corpo cilindrico, realizzato in alluminio pressofuso EN 47100.

L'emissione luminosa diffusa, performante e antiabbagliamento è disponibile con temperatura colore 3000 K, versione color change e altre temperature colore su richiesta.

Il diffusore è realizzato in vetro temprato opale, resistente in condizioni estreme.

L'alimentazione è remota, con possibilità di gestione DALI su richiesta.

**EN** *Power of 6 W, research and innovation, for a technical luminaire with a compact shape.*

*The small ceiling version is perfect for all outdoor contexts, also thanks to the four different finishes (graphite, oxide, white and black) of the cylindrical body, made in EN 47100 die-cast aluminium.*

*The diffused, high performance, anti-dazzle light emission is available with a colour temperature of 3000 K, available in colour change version and other colour temperatures on request. The diffuser is made of opal tempered glass, resistant in extreme conditions.*

*Power supply is remote, with the possibility of DALI management on request.*

**CE ENEC**

**FOG 80 | WALL RECESSED > 148**

**FOG 80 | WALL LAMP > 216**

**FOG 80 | CEILING RECESSED > 366**



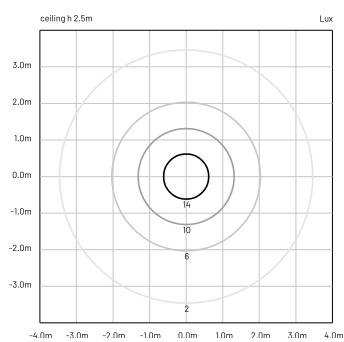
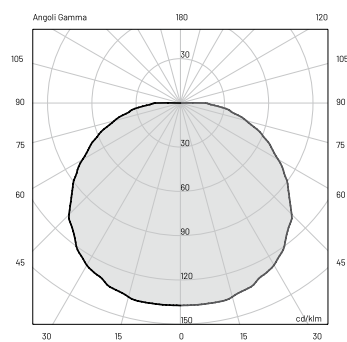


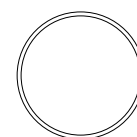
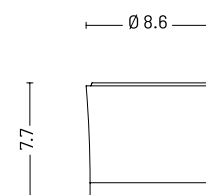
## DIFFUSE



## TECHNICAL SPECIFICATIONS

	<b>DIFFUSE</b>
Source lamp	LED 6 W
Total wattage	6 W
Voltage	24 Vdc
Control	Power supply not included
Light colour	3000 K • other colours on request
Luminous flux *Source flux	345 lm (700 lm*)
Luminous efficacy	58 lm/W
McADAM steps	3
Beam	diffuse
CRI	> 90
Life time	L70 > 50.000 h Ta 40°C
Energy efficiency class	A++
IP rating	IP 65
IK rating	IK 08
Insulation class	III









## MATERIALS

<i>Body</i>	<u>Die-cast aluminium EN47100</u>
<i>Diffuser</i>	<u>Opal glass</u>
<i>Finishing</i>	<u>Polyester powder paint</u>

## ORDER CODE

FG 5 0 POS D H B 7 Z \_

*Finishing*

<b>L</b>	Graphite	
<b>V</b>	Oxide	
<b>U</b>	White	
<b>G</b>	Black	

*Example*

FG 5 0 POS D H B 7 Z L



## AVAILABLE ACCESSORIES

<i>Code</i>	<i>Description</i>	<i>Page</i>
<b>0409BT014</b>	Transformer _ 24 Vdc - 12 W	702
<b>0409BT015</b>	Transformer _ 24 Vdc - 25 W	702
<b>0409BT016</b>	Transformer _ 24 Vdc - 100 W	702

# fog 125

Fog 125 è perfezione estetica e il giusto compromesso illuminotecnico dalla forma tridimensionale.

Compatto e ultra resistente, è l'ideale per applicazioni da soffitto.

Il corpo cilindrico, realizzato in alluminio pressofuso, ha un ingombro di diametro 130 x h 77 mm ed è disponibile in quattro diverse finiture: graphite, oxide, white e black.

Una emissione luminosa diffusa uniforme con temperatura colore 3000 K (su richiesta altre temperature colore e versione color change).

Il vetro temprato opale garantisce la massima resistenza in condizioni outdoor estreme.

**EN** *Fog 125 is aesthetic perfection and the right lighting compromise with a three-dimensional shape. Compact and ultra resistant, it is ideal for ceiling applications.*

*The cylindrical body, made of die-cast aluminium, has a diameter of 130 x h 77 mm and is available in four different finishes: graphite, oxide, white and black.*

*A diffused lighting emission with 3000 K colour temperature (other colour temperatures and colour change version on request).*

*The opal tempered glass guarantees maximum resistance in extreme outdoor conditions.*

**CE ENEC**

**FOG 125 | WALL RECESSED > 152**

**FOG 125 | WALL LAMP > 220**

**FOG 125 | CEILING RECESSED > 372**



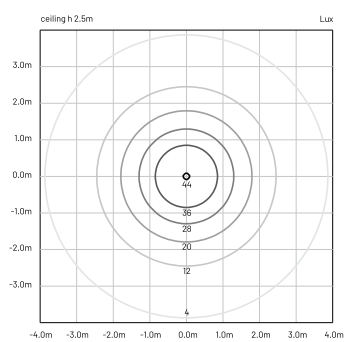
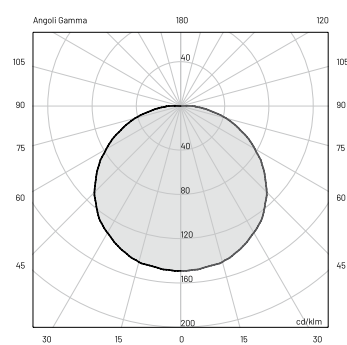


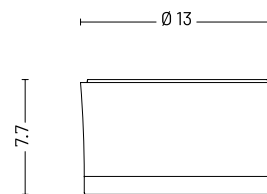
## fog 125 | 14.5W

DIFFUSE


**TECHNICAL  
SPECIFICATIONS**


	<b>DIFFUSE</b>
Source lamp	LED 14,5 W
Total wattage	17.7 W
Voltage	220-240 Vac, 50-60Hz
Control	On/Off • dimmable on request
Light colour	3000 K • other colours on request
Luminous flux *Source flux	950 lm (1850 lm*)
Luminous efficacy	54 lm/W
McADAM steps	3
Beam	diffuse
CRI	> 90
Life time	L70 > 50.000 h Ta 40°C
Energy efficiency class	A++
IP rating	IP 65
IK rating	IK 08
Insulation class	I





## MATERIALS

<i>Body</i>	<u>Die-cast aluminium EN47100</u>
<i>Diffuser</i>	<u>Opal glass</u>
<i>Finishing</i>	<u>Polyester powder paint</u>



## ORDER CODE

FG 6 0 POS D H B 10 \_

*Finishing*

<b>L</b>	Graphite	●
<b>V</b>	Oxide	●
<b>U</b>	White	○
<b>G</b>	Black	●

*Example*

FG 6 0 POS D H B 10 L









# fog 200

La luce diffusa di Fog 200, apparecchio illuminante da soffitto, risulta omogenea e uniforme grazie ad un diffusore in vetro temprato opale extra resistente.

Il large della gamma Fog è potente e garantisce alte performance illuminotecniche.

Il corpo in alluminio pressofuso con finitura realizzata tramite verniciatura a polveri nelle varianti white, oxide, graphite e black, ha un diametro di 200 mm con un ingombro di h 77 mm.

L'alimentazione è integrata, con possibilità di gestione DALI su richiesta; la temperatura colore è di 3000 K, su richiesta, altre temperature colore e versione color change.

**EN** *The diffused light of the Fog 200 ceiling luminaire is homogeneous and uniform thanks to an extra resistant tempered glass diffuser. The "large" of the Fog range is powerful and guarantees high lighting performance.*

*The die-cast aluminium body with a powder-coated finish in white, oxide, graphite and black versions, has a diameter of 200 mm and measures a height of 77 mm.*

*The power supply is integrated, with the possibility of DALI management on request; the colour temperature is 3000 K, other colour temperatures and colour change version available on request.*

**CE EAC**

**FOG 200 | WALL RECESSED > 156**

**FOG 200 | WALL LAMP > 224**

**FOG 200 | CEILING RECESSED > 378**



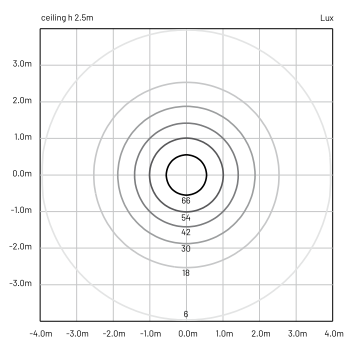
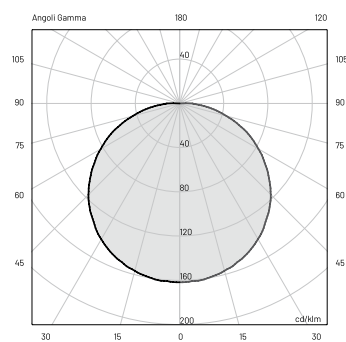


## fog 200 | 22.4W

DIFFUSE




**TECHNICAL  
SPECIFICATIONS**

	<b>DIFFUSE</b>
Source lamp	LED 22.4 W
Total wattage	27 W
Voltage	220-240 Vac, 50-60Hz
Control	On/Off • dimmable on request
Light colour	3000 K • other colours on request
Luminous flux *Source flux	1500 lm (2800 lm*)
Luminous efficacy	56 lm/W
McADAM steps	3
Beam	diffuse
CRI	> 90
Life time	L70 > 50.000 h Ta 40°C
Energy efficiency class	A++
IP rating	IP 65
IK rating	IK 08
Insulation class	I



Ø 20.5

421



## MATERIALS

Body	Die-cast aluminium EN47100
Diffuser	Opal glass
Finishing	Polyester powder paint

## ORDER CODE

FG 8 0 POS D H B 1 0 \_

Finishing

L	Graphite	●
V	Oxide	●
U	White	○
G	Black	●

Example

FG 8 0 POS D H B 1 0 L



Impertur-  
babilità  
luminosa.

[Imperturbable light.]

kami

design by Landa R&D





# kami

Un prodotto estremamente affidabile, longevo, versatile: una luce diffusa, quasi naturale, emanata dallo schermo opale in policarbonato fornito con o senza griglia. Tecnologia e tradizione, Kami illumina gli ambienti in modo perfetto ed è installabile a soffitto o a parete.

Una geometria precisa, in cui luce e forma si completano, creando un fascio luminoso imperturbabile e mai invasivo. Disponibile con potenza luminosa da 10 W, il corpo in alluminio pressofuso di Kami è personalizzabile con varie finiture, dal bianco al nero, per soluzioni estetiche infinite.

**EN** *An extremely reliable, long-lasting, versatile product: a diffused almost natural light emitted by the polycarbonate opal screen supplied with or without grid. Technology and tradition, Kami illuminates rooms perfectly and can be either ceiling- or wall-mounted.*

*A precise geometry where light and shape complement each other, creating an imperturbable and never invasive light beam. Available with 10 W power, the die-cast aluminum body of Kami can be customized with various finishes, from white to black, for infinite aesthetic solutions.*

CE EAC

KAMI | WALL LAMP > 236



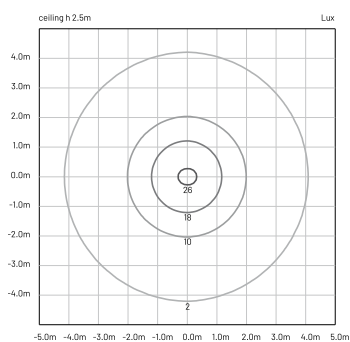
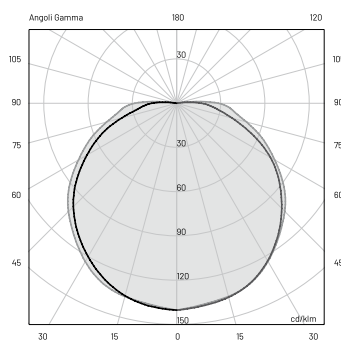


DIFFUSE



### TECHNICAL SPECIFICATIONS

	<b>DIFFUSE</b>
Source lamp	LED 10 W
Total wattage	13 W
Voltage	220-240 Vac, 50-60 Hz
Control	On/Off • dimmable on request
Light colour	3000 K • 4000 K • other colours on request
Luminous flux *Source flux	570 lm (1200 lm*) @ 3000 K 610 lm (1300 lm*) @ 4000 K
Luminous efficacy	44 lm/W @ 3000 K 47 lm/W @ 4000 K
McADAM steps	3
Beam	Diffuse
CRI	> 90
Life time	L70 > 50.000 h Ta 40°C
Energy efficiency class	A++
IP rating	IP 65
IK rating	IK 08
Insulation class	I



## MATERIALS

Body	Die-cast aluminium EN47100
Diffuser	Opal polycarbonate
Finishing	Polyester powder paint

## ORDER CODE

KA10POSD\_B10\_

Finishing

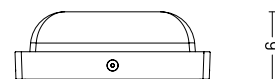
L	Graphite	●
M	Light grey	●
V	Oxide	●
G	Black	●
U	White	○

Light colour


N	4000 K
H	3000 K

Example


KA10POSDHB10L



17,1



29,2



## kami\_2

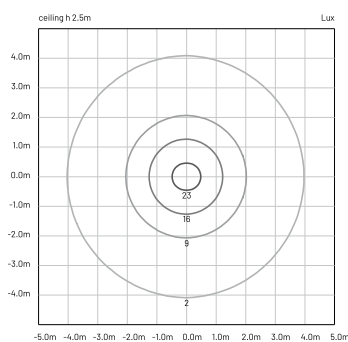
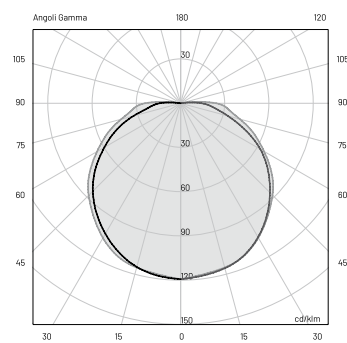
DIFFUSE

| 10W



### TECHNICAL SPECIFICATIONS

<i>Source lamp</i>	<b>DIFFUSE</b>
<i>Total wattage</i>	LED 10 W
<i>Voltage</i>	13 W
<i>Control</i>	220-240 Vac, 50-60 Hz
<i>Light colour</i>	On/Off • dimmable on request
<i>Luminous flux</i> <i>*Source flux</i>	3000 K • 4000 K • other colours on request
<i>Luminous efficacy</i>	570 lm (1200 lm*) @ 3000 K 610 lm (1300 lm*) @ 4000 K
<i>McADAM steps</i>	44 lm/W @ 3000 K 47 lm/W @ 4000 K
<i>Beam</i>	3
<i>CRI</i>	Diffuse
<i>Life time</i>	> 90
<i>Energy efficiency class</i>	L70 > 50.000 h Ta 40°C
<i>IP rating</i>	A++
<i>IK rating</i>	IP 65
<i>Insulation class</i>	IK 08
	I



## MATERIALS

Body	Die-cast aluminium EN47100
Diffuser	Opal polycarbonate
Finishing	Polyester powder paint

## ORDER CODE

KA 2 0 POS D \_ B 1 0 \_

Finishing


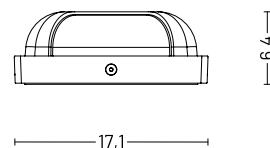
<b>L</b>	Graphite	●
<b>M</b>	Light grey	●
<b>V</b>	Oxide	●
<b>G</b>	Black	●
<b>U</b>	White	○

Light colour

<b>N</b>	4000 K
<b>H</b>	3000 K

Example

KA 2 0 POS D H B 1 0 L



Anima  
luminosa.

[Bright soul.]

lyras

design by Landa R&D





# lyras 65

Lyras 65, apparecchio da soffitto per esterni è potente e completo di tutto il necessario. L'apparecchio è disponibile con fascio di luce spot, flood e diffuse, con potenza 6 W e alimentazione 220 - 240 Vac o 24 Vdc. Il diffusore in vetro temprato trasparente di 8 mm, definisce e potenzia la luce per infiniti effetti luminosi e ampie soluzioni estetiche. Il trattamento superficiale di Lyras 65 è molto resistente alla corrosione; le finiture graphite e light grey conferiscono massima integrabilità in tutti gli ambienti outdoor.

**EN** *Lyras 65 is an outdoor ceiling luminaire, powerful and complete with everything you need. The luminaire is available with spot, flood and diffuse light beam, with 6 W power and 220 - 240 Vac or 24 Vdc power supply.*

*The 8 mm transparent tempered glass diffuser defines and enhances the light for infinite lighting effects and varied aesthetic solutions.*

*The surface treatment of Lyras 65 is highly resistant to corrosion; the graphite and light grey finishes offer maximum integration in all outdoor environments.*

CE EAC

LYRAS 65 | PROJECTOR > 538





# lyras 65

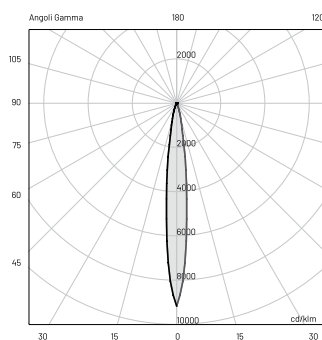
| 5W

SPOT • FLOOD • DIFFUSE

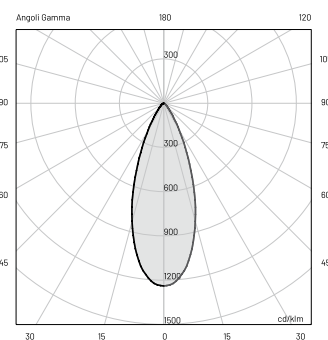


## TECHNICAL SPECIFICATIONS

	SPOT	FLOOD
Source lamp	LED 5 W	LED 5 W
Total wattage	6 W	6 W
Voltage	220-240 Vac, 50-60 Hz	220-240 Vac, 50-60 Hz
Control	On/Off • dimmable on request	On/Off • dimmable on request
Light colour	3000 K • 4000 K • other colours on request	3000 K • 4000 K • other colours on request
Luminous flux *Source flux	360 lm (480 lm*) @ 3000 K 360 lm (480 lm*) @ 4000 K	310 lm (480 lm*) @ 3000 K 310 lm (480 lm*) @ 4000 K
Luminous efficacy	60 lm/W @ 3000 K 60 lm/W @ 4000 K	52 lm/W @ 3000 K 52 lm/W @ 4000 K
McADAM steps	3	3
Beam	12°	40°
CRI	> 90	> 90
Life time	L70 > 50.000 h Ta 40°C	L70 > 50.000 h Ta 40°C
Energy efficiency class	A++	A++
IP rating	IP 66	IP 66
IK rating	IK 08	IK 08
Insulation class	II	II



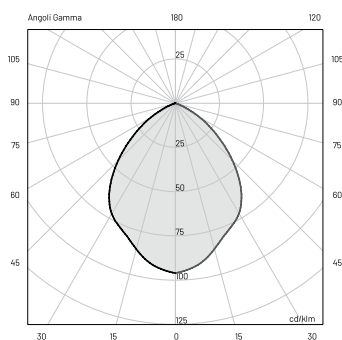
E (LUX)			
H (m)	lux (3000 K)	lux (4000 K)	Ø (m)
1.00	4402	4402	0.2
2.00	1101	1101	0.4
3.00	489	489	0.6
4.00	275	275	0.8
5.00	176	176	1



E (LUX)			
H (m)	lux (3000 K)	lux (4000 K)	Ø (m)
1.00	594	594	0.7
2.00	149	149	1.4
3.00	66	66	2.1
4.00	37	37	2.8
5.00	24	24	3.5

## TECHNICAL SPECIFICATIONS

	<b>DIFFUSE</b>
Source lamp	LED 5 W
Total wattage	6 W
Voltage	220-240 Vac, 50-60 Hz
Control	On/Off • dimmable on request
Light colour	3000 K • 4000 K • other colours on request
Luminous flux *Source flux	88 lm (480 lm*) @ 3000 K 88 lm (480 lm*) @ 4000 K
Luminous efficacy	14.7 lm/W @ 3000 K 14.7 lm/W @ 4000 K
McADAM steps	3
Beam	90°
CRI	> 90
Life time	L70 > 50.000 h Ta 40°C
Energy efficiency class	A++
IP rating	IP 66
IK rating	IK 08
Insulation class	II

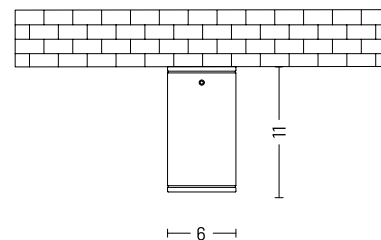


<b>E (LUX)</b>			
H (m)	lux (3000 K)	lux (4000 K)	Ø (m)
1.00	48	48	1.9
2.00	12	12	3.9
3.00	5	5	5.8
4.00	3	3	7.8
5.00	2	2	9.7



## MATERIALS

<i>Body</i>	<u>Extruded aluminium EN AW6060</u>
<i>Diffuser</i>	<u>Extra clear tempered glass 8 mm</u>
<i>Finishing</i>	<u>Polyester powder paint</u>



## ORDER CODE

LY 30 SOF \_ \_ B 10 \_

Finishing	<b>L</b>	Graphite	●
	<b>M</b>	Light grey	●
Light colour	<b>N</b>	4000 K	
	<b>H</b>	3000 K	
Beam	<b>S</b>	Spot	
	<b>F</b>	Flood	
	<b>D</b>	Diffuse	

*Example* LY 30 SOF S H B 10 L



# lyras 65

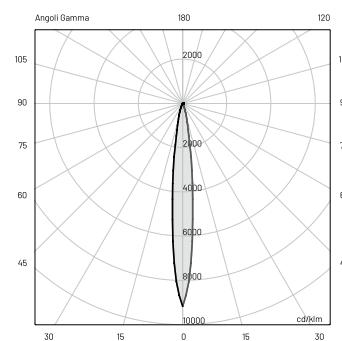
| 5W

SPOT • FLOOD • DIFFUSE

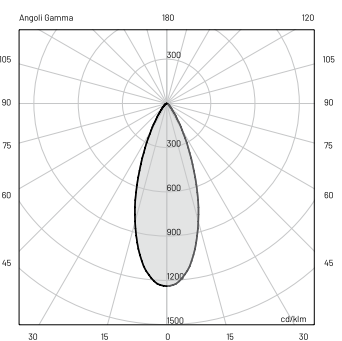


## TECHNICAL SPECIFICATIONS

	SPOT	FLOOD
Source lamp	LED 5 W	LED 5 W
Total wattage	5 W	5 W
Voltage	24Vdc	24Vdc
Control	Power supply not included • dimmable on request	Power supply not included • dimmable on request
Light colour	3000 K • 4000 K • other colours on request	3000 K • 4000 K • other colours on request
Luminous flux *Source flux	360 lm (480 lm*) @ 3000 K 360 lm (480 lm*) @ 4000 K	310 lm (480 lm*) @ 3000 K 310 lm (480 lm*) @ 4000 K
Luminous efficacy	72 lm/W @ 3000 K 72 lm/W @ 4000 K	62 lm/W @ 3000 K 62 lm/W @ 4000 K
McADAM steps	3	3
Beam	12°	40°
CRI	> 90	> 90
Life time	L70 > 50.000 h Ta 40°C	L70 > 50.000 h Ta 40°C
Energy efficiency class	A++	A++
IP rating	IP 66	IP 66
IK rating	IK 08	IK 08
Insulation class	III	III



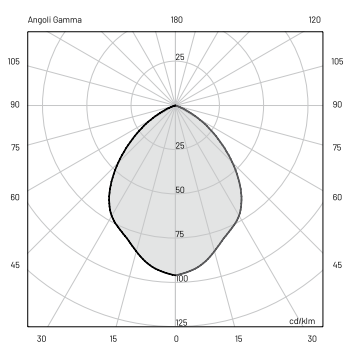
E (LUX)			
H (m)	lux (3000 K)	lux (4000 K)	Ø (m)
1.00	4402	4402	0.2
2.00	1101	1101	0.4
3.00	489	489	0.6
4.00	275	275	0.8
5.00	176	176	1



E (LUX)			
H (m)	lux (3000 K)	lux (4000 K)	Ø (m)
1.00	594	594	0.7
2.00	149	149	1.4
3.00	66	66	2.1
4.00	37	37	2.8
5.00	24	24	3.5

## TECHNICAL SPECIFICATIONS

	<b>DIFFUSE</b>
Source lamp	LED 5 W
Total wattage	5 W
Voltage	24Vdc
Control	Power supply not included • dimmable on request
Light colour	3000 K • 4000 K • other colours on request
Luminous flux *Source flux	88 lm (480 lm*) @ 3000 K 88 lm (480 lm*) @ 4000 K
Luminous efficacy	17.6 lm/W @ 3000 K 17.6 lm/W @ 4000 K
McADAM steps	3
Beam	90°
CRI	> 90
Life time	L70 > 50.000 h Ta 40°C
Energy efficiency class	A++
IP rating	IP 66
IK rating	IK 08
Insulation class	III



### E (LUX)

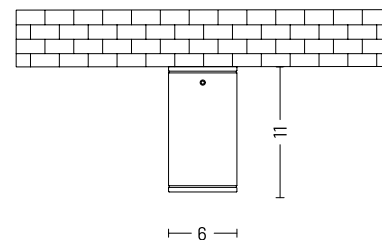
H (m)	lux (3000 K)	lux (4000 K)	Ø (m)
1.00	48	48	1.9
2.00	12	12	3.9
3.00	5	5	5.8
4.00	3	3	7.8
5.00	2	2	9.7





## MATERIALS

<i>Body</i>	<u>Extruded aluminium EN AW6060</u>
<i>Diffuser</i>	<u>Extra clear tempered glass 8 mm</u>
<i>Finishing</i>	<u>Polyester powder paint</u>



## ORDER CODE

LY 3 0 S0F \_ \_ B 7 Z \_

Finishing	<b>L</b>	Graphite	●
	<b>M</b>	Light grey	●
Light colour	<b>N</b>	4000 K	
	<b>H</b>	3000 K	
Beam	<b>S</b>	Spot	
	<b>F</b>	Flood	
	<b>D</b>	Diffuse	

*Example* LY 3 0 S0F S N B 7 Z L

## AVAILABLE ACCESSORIES

<i>Code</i>	<i>Description</i>	<i>Page</i>
<b>0409BT014</b>	Transformer _ 24 Vdc - 12 W	706
<b>0409BT015</b>	Transformer _ 24 Vdc - 25 W	706
<b>0409BT016</b>	Transformer _ 24 Vdc - 100 W	706



# lyras 80

Una luce mai invasiva, corretta ed efficiente. Lyras 80 è un apparecchio installabile a soffitto con potenza 4.5 W e diffusore in vetro extra chiaro temprato da 8 mm. Il fascio di luce zenitale è disponibile con ottiche spot, medium e wide flood e permette la creazione di effetti luminosi estremamente versatili e variegati. Le finiture graphite e light grey fanno di Lyras un prodotto elegante, discreto e installabile secondo infinite soluzioni, anche a parete. La resistenza del corpo in alluminio pressofuso lo rende particolarmente indicato agli ambienti esterni, dove agenti chimici e atmosferici costituiscono una costante minaccia in ottica di durata nel tempo.

**EN** *A never invasive, correct and efficient light. Lyras 80 is a ceiling-mounted luminaire with 4.5 W power and 8 mm extra clear tempered glass diffuser. The zenithal light beam is available with spot, medium and wide flood optics and allows the creation of extremely versatile and varied lighting effects. The graphite and light grey finishes make Lyras an elegant, discreet item suitable for infinite solutions, including wall installation. The resistance of the die-cast aluminum body makes it particularly suitable for outdoor environments, where chemical and atmospheric agents are a constant threat in terms of durability.*

CE EAC

LYRAS 80 | WALL LAMP > 266





## lyras 80

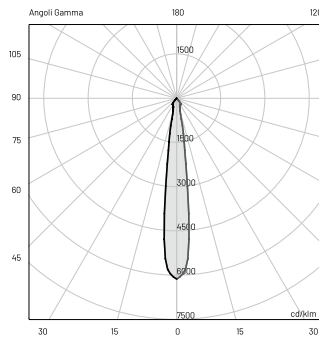
| 4.5W

SPOT • MEDIUM • WIDE FLOOD



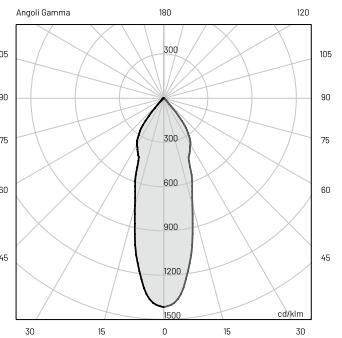
## TECHNICAL SPECIFICATIONS

	SPOT	MEDIUM
Source lamp	LED 4.5 W	LED 4.5 W
Total wattage	6.4 W	6.4 W
Voltage	220-240 Vac, 50-60 Hz	220-240 Vac, 50-60 Hz
Control	On/Off • dimmable on request	On/Off • dimmable on request
Light colour	3000 K • 4000 K • other colours on request	3000 K • 4000 K • other colours on request
Luminous flux *Source flux	400 lm (500 lm*) @ 3000 K 400 lm (500 lm*) @ 4000 K	384 lm (500 lm*) @ 3000 K 384 lm (500 lm*) @ 4000 K
Luminous efficacy	62.5 lm/W @ 3000 K 62.5 lm/W @ 4000 K	61 lm/W @ 3000 K 61 lm/W @ 4000 K
McADAM steps	3	3
Beam	14°	32°
CRI	> 90	> 90
Life time	L70 > 50.000 h Ta 40°C	L70 > 50.000 h Ta 40°C
Energy efficiency class	A++	A++
IP rating	IP 66	IP 66
IK rating	IK 08	IK 08
Insulation class	I	I



## E (LUX)

H (m)	lux (3000 K)	lux (4000 K)	Ø (m)
1.00	3080	3080	0.2
2.00	770	770	0.5
3.00	342	342	0.7
4.00	193	193	1
5.00	123	123	1.2

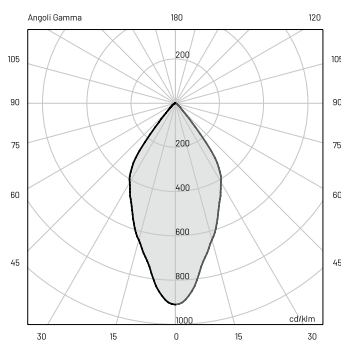


## E (LUX)

H (m)	lux (3000 K)	lux (4000 K)	Ø (m)
1.00	712	712	0.6
2.00	178	178	1.1
3.00	79	79	1.7
4.00	44	44	2.3
5.00	28	28	2.9

## TECHNICAL SPECIFICATIONS

	<b>WIDE FLOOD</b>
Source lamp	LED 4,5 W
Total wattage	6.4 W
Voltage	220-240 Vac, 50-60 Hz
Control	On/Off • dimmable on request
Light colour	3000 K • 4000 K • other colours on request
Luminous flux	384 lm (500 lm*) @ 3000 K
*Source flux	384 lm (500 lm*) @ 4000 K
Luminous efficacy	61 lm/W @ 3000 K 61 lm/W @ 4000 K
McADAM steps	3
Beam	54°
CRI	> 90
Life time	L70 > 50.000 h Ta 40°C
Energy efficiency class	A++
IP rating	IP 66
IK rating	IK 08
Insulation class	I



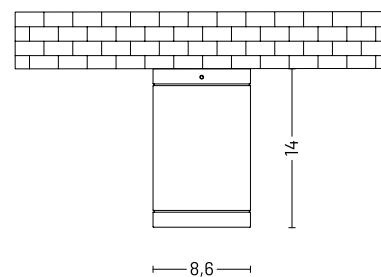
### E (LUX)

H (m)	lux (3000 K)	lux (4000 K)	Ø (m)
1.00	458	458	1
2.00	114	114	2
3.00	51	51	3
4.00	29	29	4
5.00	18	18	5



## MATERIALS

<i>Body</i>	Die-cast aluminium EN47100
<i>Diffuser</i>	Extra clear tempered glass 8 mm
<i>Finishing</i>	Polyester powder paint



## ORDER CODE

LY50SOF\_\_B10\_

<i>Finishing</i>	<b>L</b>	Graphite	●
	<b>M</b>	Light grey	●
<i>Light colour</i>	<b>N</b>	4000 K	
	<b>H</b>	3000 K	
<i>Beam</i>	<b>S</b>	Spot	
	<b>M</b>	Medium	
	<b>W</b>	Wide flood	

*Example* LY50SOF SNB10L





# lyras 130

Lyras 130 è un cilindro monoemissione installabile a soffitto e disponibile anche a parete. 10 W di potenza, vetro extra chiaro temprato da 10 mm e ottiche spot, medium e wide flood.

Le finiture disponibili sono graphite e light grey per installazioni potenti, discrete e precise.

I fasci di luce comunicano con gli spazi, illuminandoli senza alcuna esitazione. Lyras 130 è particolarmente indicato e resistente anche in condizioni outdoor estreme, grazie alla componentistica in acciaio inox A4 e le guarnizioni di protezione in EPDM 70SH; il corpo in alluminio pressofuso EN-47100 e alluminio estruso EN AW6060 è resistente all'ossidazione.

**EN** *Lyras 130 is a single-emission cylinder that can be either ceiling- or wall-mounted. 10 W power, 10 mm extra clear tempered glass and spot, medium and wide flood optics.*

*The two available finishes, graphite and light grey, allow powerful, discreet and precise installations.*

*The light beams communicate with the spaces, illuminating them without hesitation. Lyras 130 is particularly suitable and resistant even under extreme weather conditions, thanks to its A4 stainless steel components and 70SH EPDM protection gaskets; the EN-47100 die-cast aluminum and extruded EN AW6060 aluminum body is resistant to oxidation.*

CE EAC

LYRAS 130 | WALL LAMP > 276





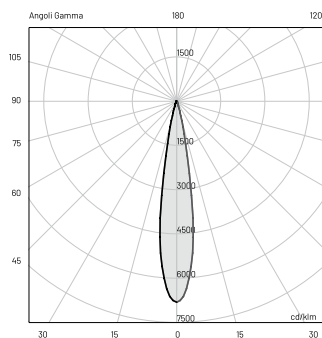
# lyras 130 | 10W

SPOT • MEDIUM • WIDE FLOOD



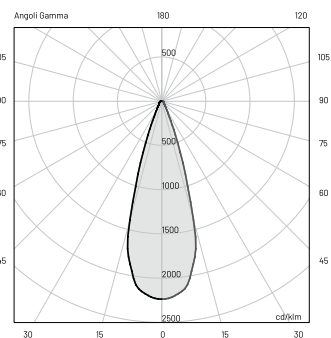
## TECHNICAL SPECIFICATIONS

	SPOT	MEDIUM
Source lamp	LED 10 W	LED 10 W
Total wattage	12.5 W	12.5 W
Voltage	220-240 Vac, 50-60 Hz	220-240 Vac, 50-60 Hz
Control	On/Off • dimmable on request	On/Off • dimmable on request
Light colour	3000 K • 4000 K • other colours on request	3000 K • 4000 K • other colours on request
Luminous flux *Source flux	1144 lm (1300 lm*) @ 3000 K 1144 lm (1300 lm*) @ 4000 K	1128 lm (1300 lm*) @ 3000 K 1128 lm (1300 lm*) @ 4000 K
Luminous efficacy	91.5 lm/W @ 3000 K 91.5 lm/W @ 4000 K	90 lm/W @ 3000 K 90 lm/W @ 4000 K
McADAM steps	3	3
Beam	19°	33°
CRI	> 90	> 90
Life time	L70 > 50.000 h Ta 40°C	L70 > 50.000 h Ta 40°C
Energy efficiency class	A++	A++
IP rating	IP 66	IP 66
IK rating	IK 08	IK 08
Insulation class	I	I



**E (LUX)**

H (m)	lux (3000 K)	lux (4000 K)	Ø (m)
1.00	8850	8850	0.3
2.00	2212	2212	0.6
3.00	983	983	0.9
4.00	553	553	1.2
5.00	354	354	1.6

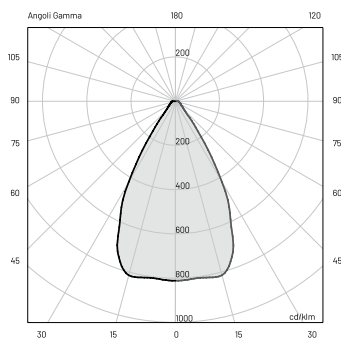


**E (LUX)**

H (m)	lux (3000 K)	lux (4000 K)	Ø (m)
1.00	2905	2905	0.6
2.00	726	726	1.1
3.00	323	323	1.8
4.00	182	182	2.4
5.00	116	116	3

## TECHNICAL SPECIFICATIONS

	<b>WIDE FLOOD</b>
Source lamp	LED 10 W
Total wattage	12.5 W
Voltage	220-240 Vac, 50-60 Hz
Control	On/Off • dimmable on request
Light colour	3000 K • 4000 K • other colours on request
Luminous flux *Source flux	1144 lm (1300 lm*) @ 3000 K 1144 lm (1300 lm*) @ 4000 K
Luminous efficacy	91.5 lm/W @ 3000 K 91.5 lm/W @ 4000 K
McADAM steps	3
Beam	60°
CRI	> 90
Life time	L70 > 50.000 h Ta 40°C
Energy efficiency class	A++
IP rating	IP 66
IK rating	IK 08
Insulation class	I



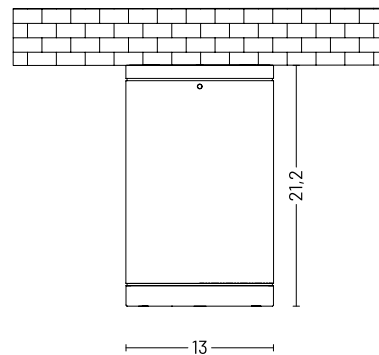
### E (LUX)

H (m)	lux (3000 K)	lux (4000 K)	Ø (m)
1.00	1054	1054	1.2
2.00	264	264	2.3
3.00	117	117	3.5
4.00	66	66	4.7
5.00	42	42	5.9



## MATERIALS

<i>Body</i>	<u>Die-cast aluminium EN47100</u>
<i>Diffuser</i>	<u>Extra clear tempered glass 10 mm</u>
<i>Finishing</i>	<u>Polyester powder paint</u>



## ORDER CODE

LY70S0F\_\_B10\_

Finishing	<b>L</b>	Graphite	●
	<b>M</b>	Light grey	●
Light colour	<b>N</b>	4000 K	
	<b>H</b>	3000 K	
Beam	<b>S</b>	Spot	
	<b>M</b>	Medium	
	<b>W</b>	Wide flood	

*Example* LY70S0F**S**NB10**L**



Classicità  
e tecno-  
logia.

[Classicism and technology.]

morphis

design by Innocenzo Rifino & Lorenzo Ruggieri





# morphis\_4

Morphis\_4 è installabile a soffitto e ha 29 W di potenza. Una plafoniera classica, con tutta la tecnologia e l'innovazione Landa. Una luce diffondente ideale per tutte le applicazioni per un apparecchio con diffusore opale in polycarbonato. Le ottimizzazioni effettuate sugli accoppiamenti dei componenti definiscono in modo perfetto l'emissione luminosa.

**EN** *Morphis\_4 can be installed on ceilings and has 29 W power. A classic ceiling light integrated with Landa's technology and innovation. A diffusing light ideal for all applications, for a luminaire with opal polycarbonate diffuser. The optimizations made to the component couplings perfectly define the light output.*

**CE EAC**

**MORPHIS\_4 | WALL LAMP > 304**  
**MORPHIS\_4 | PENDANT > 488**  
**MORPHIS\_4 | POLE > 678**



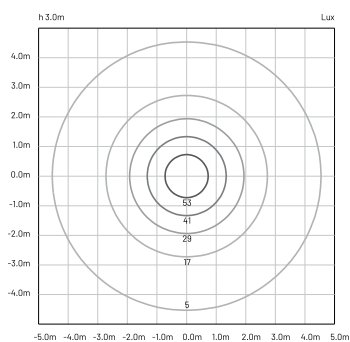
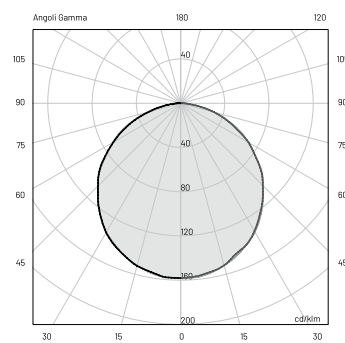


DIFFUSE



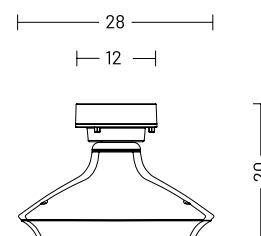
### TECHNICAL SPECIFICATIONS

<i>Source lamp</i>	<b>DIFFUSE</b>
<i>Total wattage</i>	LED 29 W
<i>Voltage</i>	220-240 Vac, 50-60 Hz
<i>Control</i>	On/Off • dimmable on request
<i>Light colour</i>	3000 K • 4000 K • other colours on request
<i>Luminous flux</i> <i>*Source flux</i>	1550 lm (3400 lm*) @ 3000 K 1650 lm (3600 lm*) @ 4000 K
<i>Luminous efficacy</i>	44 lm/W @ 3000 K 47 lm/W @ 4000 K
<i>McADAM steps</i>	3
<i>Beam</i>	Diffuse
<i>CRI</i>	> 90
<i>Life time</i>	L70 > 50.000 h Ta 40°C
<i>Energy efficiency class</i>	A++
<i>IP rating</i>	IP 65
<i>IK rating</i>	IK 08
<i>Insulation class</i>	I



## MATERIALS

<i>Body</i>	<u>Die-cast aluminium EN47100</u>
<i>Diffuser</i>	<u>Opal polycarbonate</u>
<i>Finishing</i>	<u>Polyester powder paint</u>



## ORDER CODE

M0 4 2 SOF D \_ B 10 \_

<div style="border-left: 1px solid black; border-bottom: 1px solid black; width: 100px; height: 100px; margin-left: 10px;"></div>	<i>Finishing</i>	<u>G</u> Black ●
		<u>S</u> Black/copper ●
		<u>P</u> Black/green ●
		<u>R</u> Black/silver ●
		<u>L</u> Graphite ●
		<u>V</u> Oxide ●
<i>Light colour</i>	<u>N</u> 4000 K	
	<u>H</u> 3000 K	

*Example* M0 4 2 SOF D N B 10 L



L'illumina-  
zione lineare  
Landa.

[The Landa linear lighting.]

tubo

design by Landa R&D



# tubo

Una linea di luce installabile a soffitto ma perfetta anche a parete e camminamento. Tubo è sinonimo di fascio luminoso con angolo di 180° integrabile in soluzioni architettoniche outdoor con particolari esigenze illuminotecniche. Disponibile con potenza 10 W e 20 W e schermo in policarbonato trasparente extra chiaro e diffusore interno opale.

Semplicità, purezza formale, tecnologia, per un'illuminazione lineare d'eccellenza, firmata Landa.

**EN** *A light line that can be installed on ceilings but is also perfect for walls and walkways. Tubo is synonymous with a 180°-angle light beam that can be integrated into outdoor architectural solutions with special lighting requirements. Available with 10 W and 20 W power and extra clear transparent polycarbonate screen and internal opal diffuser. Simplicity, formal purity, technology, for a linear lighting of excellence by Landa.*

CE EAC

TUBO | WALL LAMP > 330  
TUBO | BOLLARD > 640







# tubo

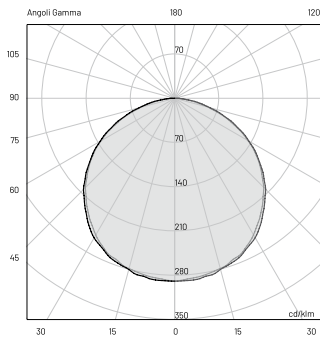
180°

# | 10W/20W



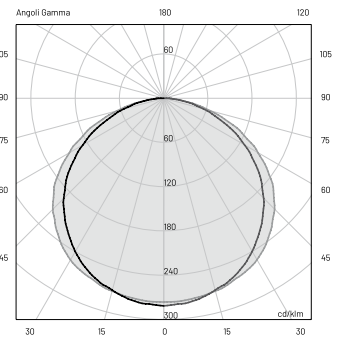
## TECHNICAL SPECIFICATIONS

	180° • CLEAR • 10 W	180° • CLEAR • 20 W
Source lamp	LED 10 W	LED 20 W
Total wattage	10 W	20 W
Voltage	24 Vdc	24 Vdc
Control	Power supply not included	Power supply not included
Light colour	3000 K • 4000 K	3000 K • 4000 K
Luminous flux *Source flux	906 lm (1050 lm*) @ 3000 K 1040 lm (1200 lm*) @ 4000 K	1812 lm (2100 lm*) @ 3000 K 2080 lm (2400 lm*) @ 4000 K
Luminous efficacy	90 lm/W @ 3000 K 100 lm/W @ 4000 K	90 lm/W @ 3000 K 100 lm/W @ 4000 K
McADAM steps	3	3
Beam	180°	180°
CRI	> 80	> 80
Life time	L70 > 50.000 h Ta 40°C	L70 > 50.000 h Ta 40°C
Energy efficiency class	A++	A++
IP rating	IP 67	IP 67
IK rating	IK 07	IK 07
Insulation class	III	III



**E (LUX)**


H (m)	lux (3000 K)	lux (4000 K)	Ø (m)
1.00	304	384	1.6
2.00	77	87	3.2
3.00	34	39	4.8
4.00	29	22	6.4
5.00	12	14	8.0



**E (LUX)**

H (m)	lux (3000 K)	lux (4000 K)	Ø (m)
1.00	588	677	1.9
2.00	147	169	3.8
3.00	65	75	5.7
4.00	37	42	7.6
5.00	24	27	9.5

## MATERIALS

Body	Extruded aluminium EN AW6060
Diffuser	Extra clear polycarbonate
Finishing	Anodized inox 

## ORDER CODE

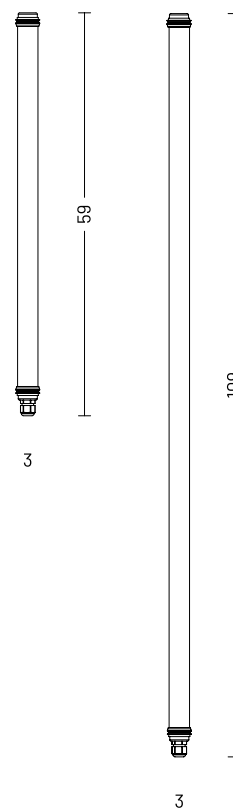
TU\_0 000 T\_A 7 Z 1

Light colour	<b>N</b>	4000 K
	<b>H</b>	3000 K
Wattage	<b>3</b>	10 W (59 cm)
	<b>6</b>	20 W (109 cm)

Example TU 3 0 000 T N A 7 Z 1

10 W

20 W



## AVAILABLE ACCESSORIES

Code	Description	Page
00A6001.01	Set stainless steel fixing kit - short	714
00A6001.02	Set stainless steel fixing kit - long	714
00A6001.03	Set stainless steel fixing kit - double	714
00A6001.04	Set stainless steel fixing kit - spike	714
00A6001.05	Set plastic fixing kit	714
0404M011	Single connection IP68	714
0409BT014	Transformer _ 24 Vdc - 12 W	714
0409BT015	Transformer _ 24 Vdc - 25 W	714



tubo

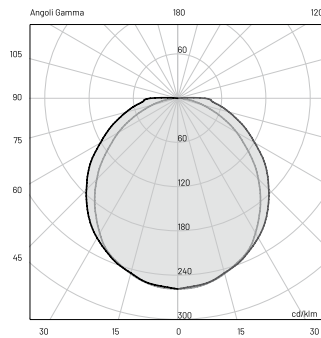
180°

| 10W/20W



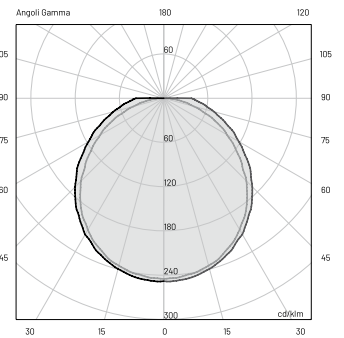
### TECHNICAL SPECIFICATIONS

	180° • OPAL • 10 W	180° • OPAL • 20 W
Source lamp	LED 10 W	LED 20 W
Total wattage	10 W	20 W
Voltage	24 Vdc	24 Vdc
Control	Power supply not included	Power supply not included
Light colour	3000 K • 4000 K	3000 K • 4000 K
Luminous flux *Source flux	802 lm (1050 lm*) @ 3000 K 910 lm (1200 lm*) @ 4000 K	1604 lm (2100 lm*) @ 3000 K 1820 lm (2400 lm*) @ 4000 K
Luminous efficacy	80 lm/W @ 3000 K 91 lm/W @ 4000 K	80 lm/W @ 3000 K 91 lm/W @ 4000 K
McADAM steps	3	3
Beam	180°	180°
CRI	> 80	> 80
Life time	L70 > 50.000 h Ta 40°C	L70 > 50.000 h Ta 40°C
Energy efficiency class	A++	A++
IP rating	IP 67	IP 67
IK rating	IK 07	IK 07
Insulation class	III	III



#### E (LUX)


H (m)	lux (3000 K)	lux (4000 K)	Ø (m)
1.00	272	308	1.2
2.00	68	77	2.5
3.00	30	34	3.7
4.00	17	19	5
5.00	11	12	6.2



#### E (LUX)

H (m)	lux (3000 K)	lux (4000 K)	Ø (m)
1.00	521	595	1.3
2.00	130	148	2.7
3.00	58	66	4.1
4.00	33	37	5.5
5.00	21	24	6.9

## MATERIALS

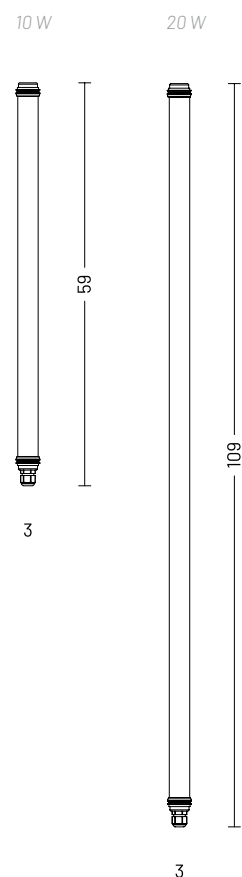
Body	Extruded aluminium EN AW6060
Diffuser	External extra clear polycarbonate Internal opal polycarbonate
Finishing	Anodized inox 

## ORDER CODE

TU\_1000T\_A7Z1

Light colour	N	4000 K
	H	3000 K
Wattage	3	10 W (59 cm)
	6	20 W (109 cm)

Example TU 3 1000 T N A 7 Z 1



## AVAILABLE ACCESSORIES

Code	Description	Page
00A6001.01	Set stainless steel fixing kit - short	714
00A6001.02	Set stainless steel fixing kit - long	714
00A6001.03	Set stainless steel fixing kit - double	714
00A6001.04	Set stainless steel fixing kit - spike	714
00A6001.05	Set plastic fixing kit	714
0404M011	Single connection IP68	714
0409BT014	Transformer _ 24 Vdc - 12 W	714
0409BT015	Transformer _ 24 Vdc - 25 W	714









PENDANTS



Magia  
fluttuante.

[Floating magic.]

firefly

design by Landa R&D



# firefly

Cambiamento e modernizzazione: Firefly è una lucciola inaspettata sospesa.

La versione del prodotto da sospensione, nasce per valorizzare strutture a corredo dei giardini, come gazebo e pergolati, o per creare effetti su piante e alberi. Il sistema di installazione rende l'apparecchio illuminante versatile e adattabile alle esigenze outdoor più particolari.

Un prodotto resistente e performante, una luce d'atmosfera diffusa tramite l'elemento opale in PMMA. L'apparecchio è dotato di sorgente luminosa in tecnologia LED, white monocromatica con potenza 2 W, o RGBW (su richiesta).

Disponibile nelle finiture graphite, oxide, white e green.

**EN** *Change and modernisation: Firefly is an unexpected suspended firefly. The suspension version of the product was created to valorise garden furniture such as gazebos and pergolas, or to create effects on plants and trees. The installation system makes the luminaire versatile and adaptable to the most particular outdoor needs.*

*A resistant and performing product, an atmospheric light spread through the opal PMMA element. The luminaire is fitted with a light source in LED technology, white, monochromatic with 2 W power or RGBW (by request).*

*Available in graphite, oxide, white and green finishes.*

CE EAC

FIREFLY | BOLLARD > 560

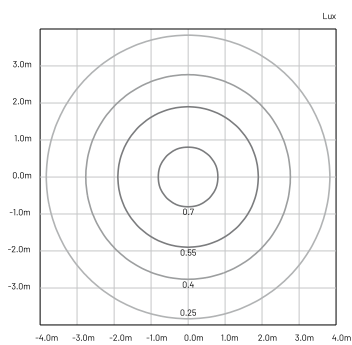
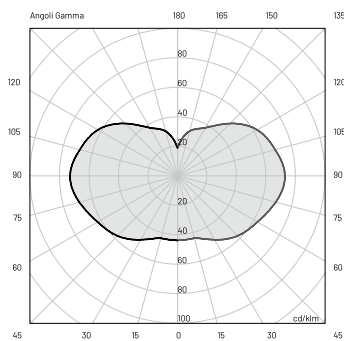






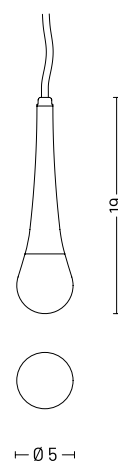
### TECHNICAL SPECIFICATIONS

	<b>360°</b>
Source lamp	LED 2 W
Total wattage	2 W
Voltage	24 Vdc
Control	Power supply not included • dimmable on request
Light colour	3000 K • other colours on request
Luminous flux *Source flux	119 lm (160 lm*)
Luminous efficacy	59.5 lm/W
McADAM steps	3
Beam	360°
CRI	> 90
Life time	L70 > 50.000 h Ta 40°C
Energy efficiency class	A - A++
IP rating	IP 65
IK rating	IK 08
Insulation class	III



## MATERIALS





Body	Extruded aluminium EN AW6026
Diffuser	Opal PMMA
Finishing	Polyester powder paint



## ORDER CODE

FI 3 0 S0S X H B 7 Z \_

Finishing

L	Graphite	
V	Oxide	
E	Marble white	
D	Green	

Example

FI 3 0 S0S X H B 7 Z L

## INCLUDED ACCESSORIES

Code	Description	Page
-	2 m length cable -05RN-F	-
-	Cable clamp strip	700

## AVAILABLE ACCESSORIES

Code	Description	Page
0404M011	Single connection IP68	700
0409BT014	Transformer _ 24 Vdc - 12 W	700
0409BT015	Transformer _ 24 Vdc - 25 W	700
0409BT016	Transformer _ 24 Vdc - 100 W	700









Classicità  
e tecno-  
logia.

[Classicism and technology.]

morphis

design by Innocenzo Rifino & Lorenzo Ruggieri



# morphis\_3

Ispirato al design della tradizione con tutta la tecnologia e l'innovazione Landa.

Morphis\_3 è una sospensione con 29 W di potenza, dotato di schermo in policarbonato trasparente.

Un apparecchio con corpo in alluminio e sei possibilità di finitura esterna adatto a tutte le situazioni outdoor che necessitano di soluzioni a sospensione. Armonia e organizzazione, per una luce diffondente che arreda e scalda ambienti come porticati e corridoi di accesso coperti. Gli ottimi accoppiamenti dei componenti definiscono in modo perfetto l'emissione luminosa e lo rendono resistente alle intemperie.

**EN** *Inspired by traditional design integrated with all Landa's technology and innovation.*

*Morphis\_3 is a suspension lamp with 29 W power and transparent polycarbonate screen. A luminaire with aluminum body and six external finishing options suitable for all outdoor situations requiring suspension solutions. Harmony and organization for a diffused light that furnishes and warms environments such as porches and covered access corridors. The excellent component couplings define perfectly the light output and make it weatherproof.*

**CE EAC**

**MORPHIS\_1 | WALL LAMP > 288**

**MORPHIS\_2 | WALL LAMP > 294**

**MORPHIS\_3 | WALL LAMP > 300**

**MORPHIS\_1 | BOLLARD > 594**

**MORPHIS\_1 | POLE > 660**

**MORPHIS\_2 | POLE > 668**

**MORPHIS\_3 | POLE > 672**





# morphis\_3

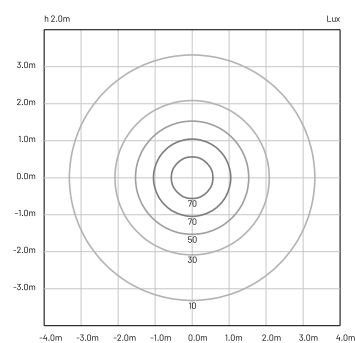
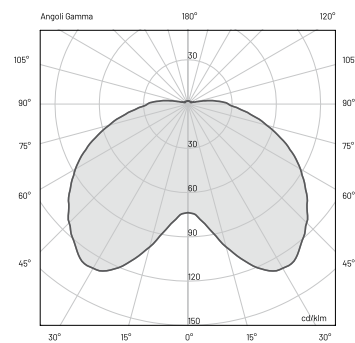
| 29W

DIFFUSE



## TECHNICAL SPECIFICATIONS

<i>Source lamp</i>	LED 29 W
<i>Total wattage</i>	33 W
<i>Voltage</i>	220-240 Vac, 50-60 Hz
<i>Control</i>	On/Off • dimmable on request
<i>Light colour</i>	3000 K • 4000 K • other colours on request
<i>Luminous flux</i> <i>*Source flux</i>	1700 lm (3400 lm*) @ 3000 K 1800 lm (3600 lm*) @ 4000 K
<i>Luminous efficacy</i>	48 lm/W @ 3000 K 52 lm/W @ 4000 K
<i>McADAM steps</i>	3
<i>Beam</i>	Diffuse
<i>CRI</i>	> 90
<i>Life time</i>	L70 > 50.000 h Ta 40°C
<i>Energy efficiency class</i>	A++
<i>IP rating</i>	IP 65
<i>IK rating</i>	IK 08
<i>Insulation class</i>	I









## MATERIALS

<i>Body</i>	Die-cast aluminium EN47100
<i>Diffuser</i>	Extra clear polycarbonate
<i>Finishing</i>	Polyester powder paint

## ORDER CODE

M041SOSD\_B10\_

*Finishing*

<b>G</b>	Black	
<b>S</b>	Black/copper	
<b>P</b>	Black/green	
<b>R</b>	Black/silver	
<b>L</b>	Graphite	
<b>V</b>	Oxide	

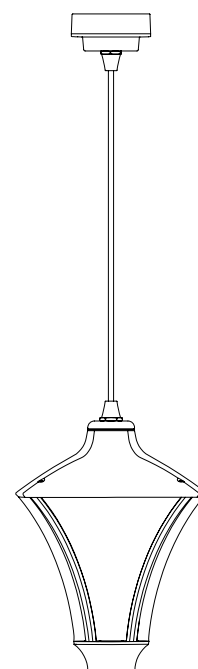
*Light colour*

<b>N</b>	4000 K
<b>H</b>	3000 K

*Example*

M041SOSDNB10L

28  
12



240 max









# morphis\_4

Morphis\_4 ha 29 W di potenza ed è installabile a sospensione. Un apparecchio dal design classico, ma tecnologico e innovativo nelle performance. Adatto a tutte le situazioni outdoor che necessitano di soluzioni a sospensione, è disponibile in sei varianti di finitura esterna. L'ottica diffuse è completata dal diffusore opale in policarbonato, che scalda e completa gli ambienti outdoor per un perfetto risultato finale. Le ottimizzazioni effettuate sugli accoppiamenti dei componenti definiscono in modo perfetto l'emissione luminosa, senza alcuna esitazione.

**EN** *Morphis\_4 has 29 W power and can be suspended. A luminaire that is classic in design, but technological and innovative in performance. Suitable for any outdoor situation that requires suspension solutions, it is available with six different external finishes. The diffused optics is completed by the polycarbonate opal diffuser, which warms and completes the outdoor environments for a perfect final result. The optimizations made on the component couplings perfectly define the light output, without any hesitation.*

CE EAC

MORPHIS\_4 | WALL LAMP > 304  
 MORPHIS\_4 | CEILING LAMP > 456  
 MORPHIS\_4 | POLE > 678



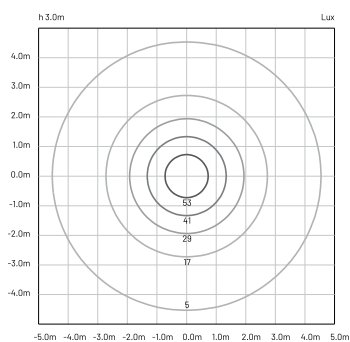
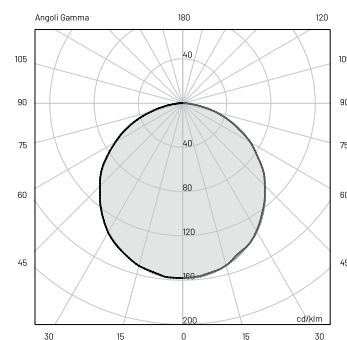


DIFFUSE



### TECHNICAL SPECIFICATIONS

	<b>DIFFUSE</b>
Source lamp	LED 29 W
Total wattage	33 W
Voltage	220-240 Vac, 50-60 Hz
Control	On/Off • dimmable on request
Light colour	3000 K • 4000 K • other colours on request
Luminous flux	1550 lm (3400 lm*) @ 3000 K
*Source flux	1650 lm (3600 lm*) @ 4000 K
Luminous efficacy	44 lm/W @ 3000 K 47 lm/W @ 4000 K
McADAM steps	3
Beam	Diffuse
CRI	> 90
Life time	L70 > 50.000 h Ta 40°C
Energy efficiency class	A++
IP rating	IP 65
IK rating	IK 08
Insulation class	I









## MATERIALS

<i>Body</i>	<u>Die-cast aluminium EN47100</u>
<i>Diffuser</i>	<u>Opal polycarbonate</u>
<i>Finishing</i>	<u>Polyester powder paint</u>

## ORDER CODE

M0 4 2 SOS D \_ B 10 \_

*Finishing*

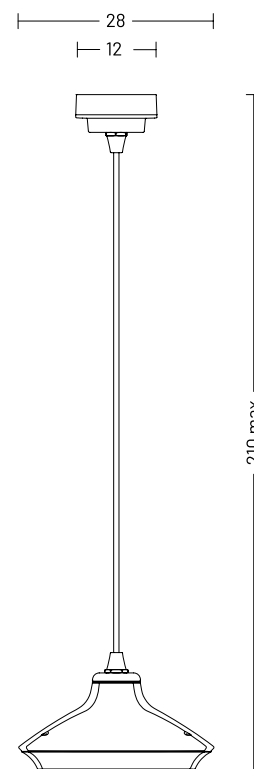
<b>G</b>	Black	
<b>S</b>	Black/copper	
<b>P</b>	Black/green	
<b>R</b>	Black/silver	
<b>L</b>	Graphite	
<b>V</b>	Oxide	

*Light colour*

<b>N</b>	4000 K
<b>H</b>	3000 K

*Example*

M0 4 2 SOS D N B 10 L





PROJECTORS


# L'esaedro orientabile.

[The adjustable hexahedron.]

kuboid

design by Landa R&D







# kuboid 90

Compatto, unico.

Kuboid, nella versione small con lato 90 mm, potenza 6 W, è versatile e integrabile nello spazio.

Apparecchio disponibile con emissione luminosa diffusa con vetro serigrafato opale e con ottiche spot, medium e flood con vetro serigrafato trasparente.

Kuboid è un cubo perfetto composto da un corpo dissipante in alluminio pressofuso con alimentazione elettronica integrata.

L'estetica è personalizzabile in quattro differenti finiture, realizzate tramite verniciatura a polveri: graphite, oxide, white e black.

Il prodotto, orientabile di  $\pm 120^\circ$  sull'asse orizzontale e di  $90^\circ$  su quello verticale, è utilizzabile in installazioni da parete, da soffitto, da pavimento, oppure da terra tramite apposito picchetto.

**EN** *Compact, unique.*

*In the small version with 90 mm side with 6 W power, Kuboid is versatile and can fit into any space.*

*The light fitting is available with diffused emission with opal glass and spot, medium and flood light beams, with silk-screen printed glass, Kuboid is a perfect cube composed of a dissipating, adjustable body in pressure die-cast aluminium. The look can be personalised in 4 different powder finishes, graphite, oxide, white and black, with electronic power supply integrated inside the product.*

*The product, adjustable  $\pm 120^\circ$  on the horizontal axis and  $90^\circ$  on the vertical one, can be installed on the wall, ceiling and floor, or on the ground with installation using a special stake.*

**CE EAC**





## kuboid 90

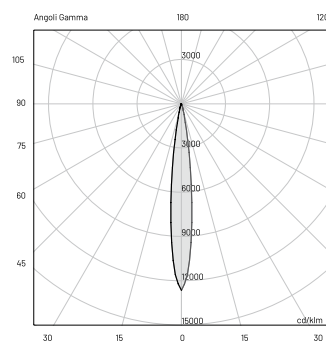
| 6W

SPOT • MEDIUM • FLOOD



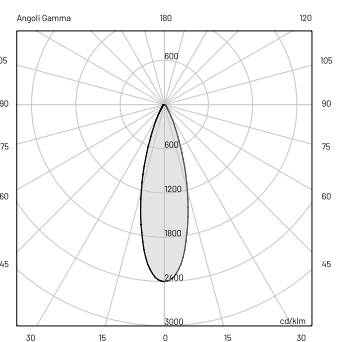
## TECHNICAL SPECIFICATIONS

	SPOT	MEDIUM
Source lamp	LED 6 W	LED 6 W
Total wattage	8 W	8 W
Voltage	220-240 Vac, 50-60Hz	220-240 Vac, 50-60Hz
Control	On/Off	On/Off
Light colour	3000 K • other colours on request	3000 K • other colours on request
Luminous flux *Source flux	643 lm (680 lm*)	590 lm (680 lm*)
Luminous efficacy	80.4 lm/W	73.8 lm/W
McADAM steps	3	3
Beam	14°	30°
CRI	> 90	> 90
Life time	L70 > 50.000 h Ta 40°C	L70 > 50.000 h Ta 40°C
Energy efficiency class	A++	A++
IP rating	IP 67	IP 67
IK rating	IK 08	IK 08
Insulation class	I	I



## E (LUX)

H (m)	lux (3000 K)	Ø (m)
1.00	8599	0.22
2.00	2150	0.44
3.00	955	0.67
4.00	537	0.89
5.00	344	1.11

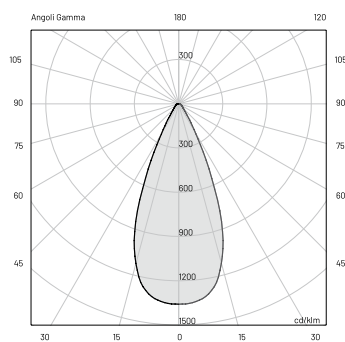


## E (LUX)

H (m)	lux (3000 K)	Ø (m)
1.00	1632	0.54
2.00	408	1.08
3.00	181	1.61
4.00	102	2.15
5.00	65	2.69

## TECHNICAL SPECIFICATIONS


	<b>FLOOD</b>
Source lamp	LED 6 W
Total wattage	8 W
Voltage	220-240 Vac, 50-60Hz
Control	On/Off
Light colour	3000 K • other colours on request
Luminous flux *Source flux	576 lm (680 lm*)
Luminous efficacy	72 lm/W
McADAM steps	3
Beam	45°
CRI	> 90
Life time	L70 > 50.000 h Ta 40°C
Energy efficiency class	A++
IP rating	IP 67
IK rating	IK 08
Insulation class	I



### E (LUX)

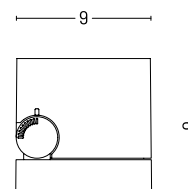
H (m)	lux (3000 K)	Ø (m)
1.00	923	0.82
2.00	231	1.64
3.00	103	2.46
4.00	58	3.28
5.00	37	4.10





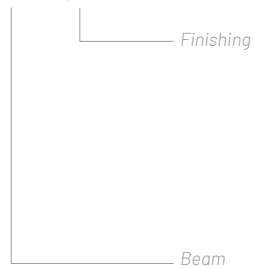
## MATERIALS

Body	Die-cast aluminium EN47100
Diffuser	Serigraphed transparent glass
Finishing	Polyester powder paint



## ORDER CODE

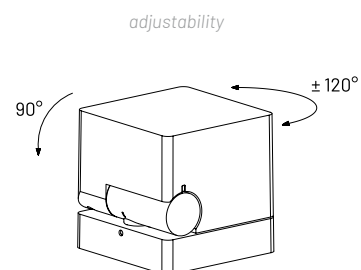
KB 5 0 PRO \_ HB 10 \_



<b>L</b>	Graphite	●
<b>V</b>	Oxide	●
<b>U</b>	White	○
<b>G</b>	Black	●
<b>S</b>	Spot	
<b>M</b>	Medium	
<b>F</b>	Flood	

Example

KB 5 0 PRO S H B 10 L



## AVAILABLE ACCESSORIES

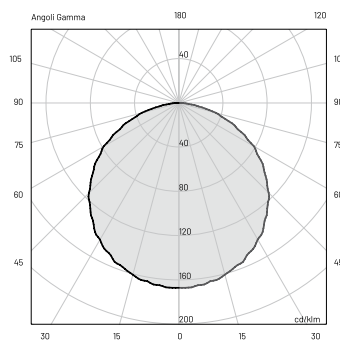
Code	Description	Page
00AKB50	Steel fixing kit - spike	704
0404M015	Single connection IP68	704



## DIFFUSE


**TECHNICAL  
SPECIFICATIONS**

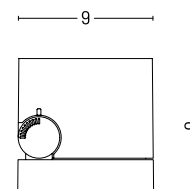
	<b>DIFFUSE</b>
Source lamp	LED 6 W
Total wattage	8 W
Voltage	220-240 Vac, 50-60Hz
Control	On/Off
Light colour	3000 K • other colours on request
Luminous flux *Source flux	353 lm (720 lm*)
Luminous efficacy	44.13 lm/W
McADAM steps	3
Beam	Diffuse
CRI	> 90
Life time	L70 > 50.000 h Ta 40°C
Energy efficiency class	A++
IP rating	IP 67
IK rating	IK 08
Insulation class	I

**E (LUX)**

H (m)	lux (3000 K)	Ø (m)
1.00	120	3.13
2.00	30	6.26
3.00	13	9.39
4.00	8	12.52
5.00	5	15.64

## MATERIALS

Body	Die-cast aluminium EN47100
Diffuser	Serigraphed opal glass
Finishing	Polyester powder paint



## ORDER CODE

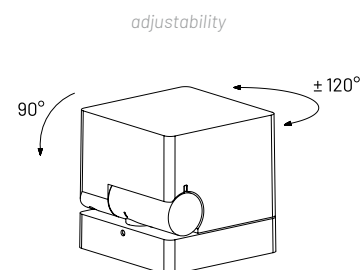
KB 5 1 P R O D H B 1 0 \_

Finishing

L	Graphite	●
V	Oxide	●
U	White	○
G	Black	●

Example

KB 5 1 P R O D H B 1 0 L



## AVAILABLE ACCESSORIES

Code	Description	Page
00AKB50	Steel fixing kit - spike	704
0404M015	Single connection IP68	704









# kuboid 120

120 x 120 x 120 mm di perfezione e potenza. Kuboid 120 è solido, preciso, imprescindibile. Un proiettore disponibile con ottiche spot, medium e flood con schermo in vetro serigrafato e con emissione luminosa diffusa con schermo in vetro opale. Installabile in outdoor a parete, a soffitto, a pavimento e a terreno mediante l'apposito picchetto.

L'apparecchio illuminante, caratterizzato da un corpo cubico in alluminio pressofuso EN47100, è orientabile di  $\pm 120^\circ$  sull'asse orizzontale e di  $90^\circ$  su quello verticale, per un'illuminazione perfetta in qualsiasi tipologia di spazio. Resistente anche in condizioni estreme, Kuboid 120 è perfetto per l'outdoor, ed è disponibile con finitura graphite, oxide, white e black.

**EN** 120 x 120 x 120 mm of perfection and power.


*Kuboid 120 is solid, precise and indispensable. A projector available with spot, medium and flood light beams with silk-screen printed glass and diffused beam fitted with opal glass, installable outdoors on the wall and ceiling or on the floor, and on the ground using the special stake.*

*Characterised by a cubic body in pressure die-cast aluminium EN47100, the light fitting is adjustable  $\pm 120^\circ$  on the horizontal axis and  $90^\circ$  on the vertical one, for perfect lighting in any type of space.*

*Resistant even in extreme conditions, Kuboid 120 is perfect for outdoors, and is available with graphite, oxide, white and black finish.*

**CE EAC**





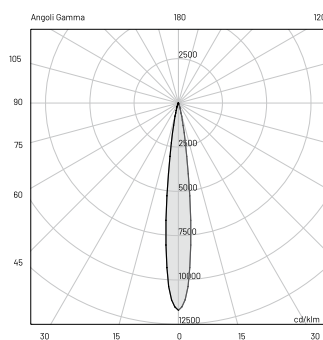
# kuboid 120 | 13.5W

SPOT • MEDIUM • FLOOD



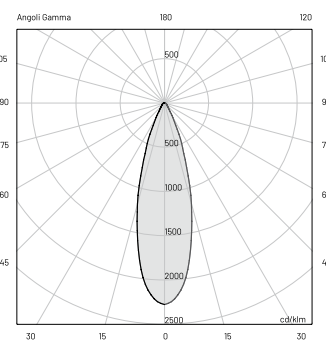
## TECHNICAL SPECIFICATIONS

	SPOT	MEDIUM
Source lamp	LED 13.5 W	LED 13.5 W
Total wattage	16 W	16 W
Voltage	220-240 Vac, 50-60Hz	220-240 Vac, 50-60Hz
Control	On/Off • dimmable on request	On/Off • dimmable on request
Light colour	3000 K • other colours on request	3000 K • other colours on request
Luminous flux *Source flux	1423 lm (1530 lm*)	1332 lm (1530 lm*)
Luminous efficacy	89 lm/W	83.25 lm/W
McADAM steps	3	3
Beam	14°	30°
CRI	> 90	> 90
Life time	L70 > 50.000 h Ta 40°C	L70 > 50.000 h Ta 40°C
Energy efficiency class	A++	A++
IP rating	IP 67	IP 67
IK rating	IK 08	IK 08
Insulation class	I	I



### E (LUX)

H (m)	lux (3000 K)	Ø (m)
1.00	17909	0.23
2.00	4477	0.46
3.00	1990	0.69
4.00	1119	0.92
5.00	716	1.15

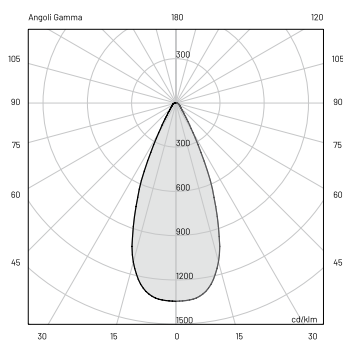


### E (LUX)

H (m)	lux (3000 K)	Ø (m)
1.00	3482	0.55
2.00	871	1.10
3.00	387	1.66
4.00	218	2.21
5.00	139	2.76

## TECHNICAL SPECIFICATIONS

	<b>FLOOD</b>
Source lamp	LED 13,5 W
Total wattage	16 W
Voltage	220-240 Vac, 50-60Hz
Control	On/Off • dimmable on request
Light colour	3000 K • other colours on request
Luminous flux *Source flux	1307 lm (1530 lm*)
Luminous efficacy	81.7 lm/W
McADAM steps	3
Beam	45°
CRI	> 90
Life time	L70 > 50.000 h Ta 40°C
Energy efficiency class	A++
IP rating	IP 67
IK rating	IK 08
Insulation class	I



### E (LUX)

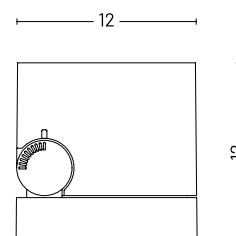
H (m)	lux (3000 K)	Ø (m)
1.00	2056	0.82
2.00	514	1.64
3.00	228	2.46
4.00	128	3.28
5.00	82	4.11





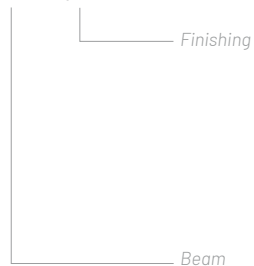
## MATERIALS

Body	Die-cast aluminium EN47100
Diffuser	Serigraphed transparent glass
Finishing	Polyester powder paint



## ORDER CODE

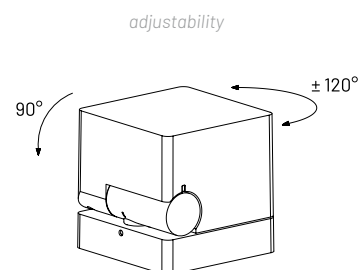
KB 6 0 PRO \_ HB 10 \_



<b>L</b>	Graphite	●
<b>V</b>	Oxide	●
<b>U</b>	White	○
<b>G</b>	Black	●
<b>S</b>	Spot	
<b>M</b>	Medium	
<b>F</b>	Flood	

Example

KB 6 0 PRO SH B 10 L



## AVAILABLE ACCESSORIES

Code	Description	Page
00AKB60-80	Steel fixing kit - spike	704
0404M010	Single connection IP68	704





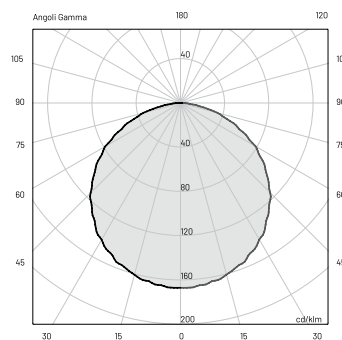
# kuboid 120 | 14.5W

DIFFUSE



## TECHNICAL SPECIFICATIONS

	DIFFUSE
Source lamp	LED 14,5 W
Total wattage	17.5 W
Voltage	220-240 Vac, 50-60Hz
Control	On/Off • dimmable on request
Light colour	3000 K • other colours on request
Luminous flux *Source flux	882 lm (1800 lm*)
Luminous efficacy	50.4 lm/W
McADAM steps	3
Beam	Diffuse
CRI	> 90
Life time	L70 > 50.000 h Ta 40°C
Energy efficiency class	A++
IP rating	IP 67
IK rating	IK 08
Insulation class	I

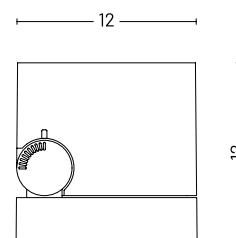


### E (LUX)

H (m)	lux (3000 K)	Ø (m)
1.00	301	3.13
2.00	75	6.26
3.00	33	9.39
4.00	19	15.52
5.00	12	15.64

## MATERIALS

Body	Die-cast aluminium EN47100
Diffuser	Serigraphed opal glass
Finishing	Polyester powder paint



## ORDER CODE

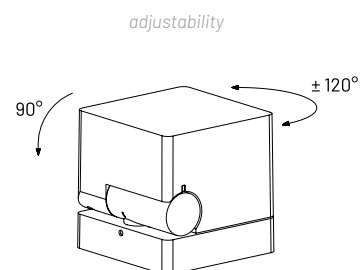
KB 6 1 P R O D H B 1 0 \_

Finishing

L	Graphite	●
V	Oxide	●
U	White	○
G	Black	●

Example

KB 6 1 P R O D H B 1 0 L



## AVAILABLE ACCESSORIES

Code	Description	Page
00AKB60-80	Steel fixing kit - spike	704
0404M010	Single connection IP68	704







# kuboid 160

La versione large della gamma di proiettori Kuboid, con lato 160 mm.

Un apparecchio disponibile con potenze da 24 W con ottiche spot, medium, flood e da 25 W nella versione con emissione luminosa diffusa.

Il grado di protezione IP67 è perfetto per rendere Kuboid 160 la scelta ottimale per l'illuminazione di facciate, portici e ingressi. Il corpo cubico, grazie ad uno snodo meccanicamente all'avanguardia, è orientabile di  $\pm 120^\circ$  sull'asse orizzontale e di  $90^\circ$  su quello verticale.


Versatile e preciso, è installabile a parete, a soffitto, a pavimento e a terreno tramite picchetto dedicato.

La finitura del corpo in alluminio pressofuso EN47100 è disponibile nelle colorazioni graphite, oxide, white e black.

**EN** *The large version in the Kuboid projector range, with 160 mm side. A light fitting with 24/25 W power and available with spot, medium and flood light beams and in the version with emission of diffused lighting. The degree of protection IP67 makes Kuboid 160 the perfect choice for lighting facades, porches and entrances. The cubic body, thanks to a mechanically cutting-edge joint, can be adjusted  $\pm 120^\circ$  on the horizontal axis and  $90^\circ$  on the vertical one. Versatile and precise, it can be installed on the wall, ceiling and floor and on the ground using the dedicated stake. The finish which covers the pressure die-cast aluminium EN47100 body is available in graphite, oxide, white and black.*

CE EAC





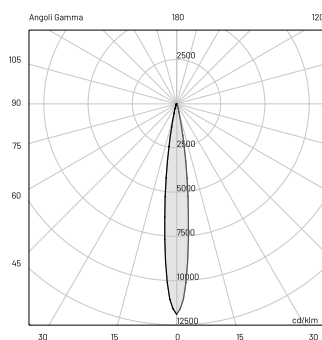
# kuboid 160 | 24W

SPOT • MEDIUM • FLOOD



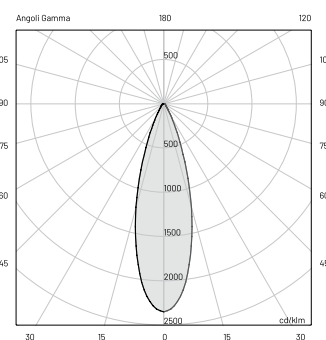
## TECHNICAL SPECIFICATIONS

	SPOT	MEDIUM
Source lamp	LED 24 W	LED 24 W
Total wattage	27 W	27 W
Voltage	220-240 Vac, 50-60Hz	220-240 Vac, 50-60Hz
Control	On/Off • dimmable on request	On/Off • dimmable on request
Light colour	3000 K • other colours on request	3000 K • other colours on request
Luminous flux *Source flux	2506 lm (2700 lm*)	2333 lm (2700 lm*)
Luminous efficacy	93 lm/W	87 lm/W
McADAM steps	3	3
Beam	14°	30°
CRI	> 90	> 90
Life time	L70 > 50.000 h Ta 40°C	L70 > 50.000 h Ta 40°C
Energy efficiency class	A++	A++
IP rating	IP 67	IP 67
IK rating	IK 08	IK 08
Insulation class	I	I



### E (LUX)

H (m)	lux (3000 K)	Ø (m)
1.00	32120	0.23
2.00	8030	0.45
3.00	3569	0.68
4.00	2008	0.90
5.00	1285	1.13

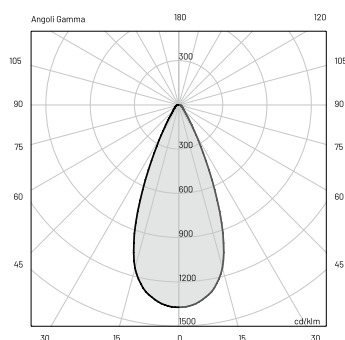


### E (LUX)

H (m)	lux (3000 K)	Ø (m)
1.00	6344	0.55
2.00	1586	1.09
3.00	705	1.64
4.00	397	2.19
5.00	254	2.74

## TECHNICAL SPECIFICATIONS

	<b>FLOOD</b>
Source lamp	LED 24 W
Total wattage	27 W
Voltage	220-240 Vac, 50-60Hz
Control	On/Off • dimmable on request
Light colour	3000 K • other colours on request
Luminous flux *Source flux	2342 lm (2700 lm*)
Luminous efficacy	86.7 lm/W
McADAM steps	3
Beam	45°
CRI	> 90
Life time	L70 > 50.000 h Ta 40°C
Energy efficiency class	A++
IP rating	IP 67
IK rating	IK 08
Insulation class	I



### E (LUX)

H (m)	lux (3000 K)	Ø (m)
1.00	3704	0.81
2.00	926	1.63
3.00	412	2.44
4.00	231	3.26
5.00	148	4.07

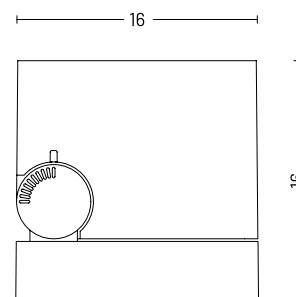






## MATERIALS

Body	Die-cast aluminium EN47100
Diffuser	Serigraphed transparent glass
Finishing	Polyester powder paint



## ORDER CODE

KB 8 0 PRO \_ HB 10 \_

Finishing

L Graphite ●

V Oxide ●

U White ○

G Black ●

Beam

S Spot

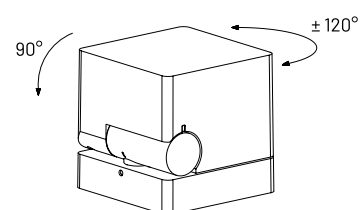
M Medium

F Flood

Example

KB 8 0 PRO SH B 10 L

adjustability



## AVAILABLE ACCESSORIES

Code	Description	Page
00AKB60-80	Steel fixing kit - spike	704
0404M010	Single connection IP68	704

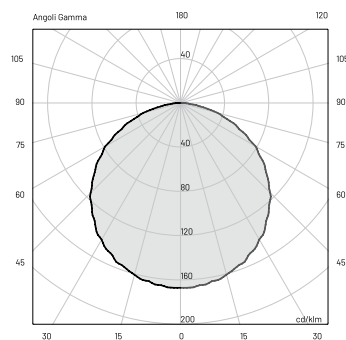
# kuboid 160 | 25W

DIFFUSE



## TECHNICAL SPECIFICATIONS

	<b>DIFFUSE</b>
Source lamp	LED 25 W
Total wattage	28 W
Voltage	220-240 Vac, 50-60Hz
Control	On/Off • dimmable on request
Light colour	3000 K • other colours on request
Luminous flux *Source flux	1480 lm (3020 lm*)
Luminous efficacy	52.9 lm/W
McADAM steps	3
Beam	Diffuse
CRI	> 90
Life time	L70 > 50.000 h Ta 40°C
Energy efficiency class	A++
IP rating	IP 67
IK rating	IK 08
Insulation class	I

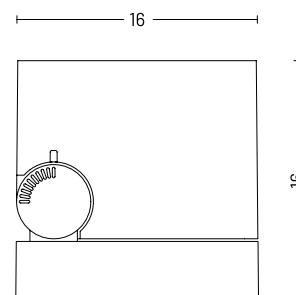


### E (LUX)

H (m)	lux (3000 K)	Ø (m)
1.00	505	3.13
2.00	126	6.26
3.00	56	9.39
4.00	32	12.52
5.00	20	15.64

## MATERIALS

Body	Die-cast aluminium EN47100
Diffuser	Serigraphed opal glass
Finishing	Polyester powder paint



## ORDER CODE

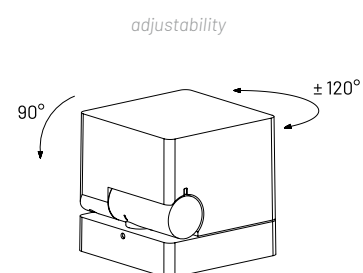
KB 8 1 P R O D H B 1 0 \_

Finishing

L	Graphite	●
V	Oxide	●
U	White	○
G	Black	●

Example

KB 8 1 P R O D H B 1 0 L



## AVAILABLE ACCESSORIES

Code	Description	Page
00AKB60-80	Steel fixing kit - spike	704
0404M010	Single connection IP68	704







Anima  
luminosa.

[Bright soul.]

lyras

design by Landa R&D








# lyras 35

Proiettore a superficie entry level di gamma, Lyras 35 ha una luce spot o flood, discreta, precisa, e diffusore in policarbonato extra chiaro. Il design minimale e tecnologico e la potenza 2 W lo rendono perfetto per l'illuminazione di piccoli e medi spazi, ma facilmente adattabile ad infinite possibilità di installazione, proprio grazie alla sua dimensione ridotta e alle preziose finiture inox e bronze.

**EN** *Lyras 35 is an entry level surface projector of the range, with a discreet, precise spot or flood light and extra clear polycarbonate diffuser. The minimalist and technological design and the 2 W power make it perfect for lighting small and medium spaces, making it easily adaptable to infinite installation possibilities, thanks to its reduced size and precious stainless steel and bronze finishes.*

CE EAC





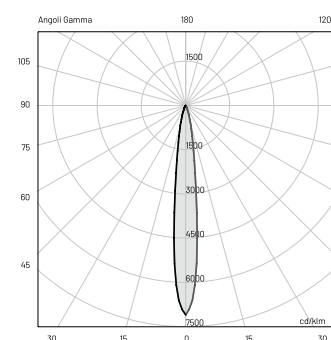
# lyras 35

| 2W

SPOT • FLOOD

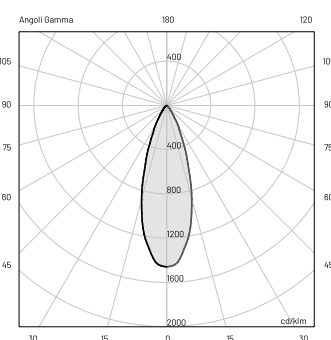
## TECHNICAL SPECIFICATIONS

	SPOT	FLOOD
Source lamp	LED 2 W	LED 2 W
Total wattage	2 W	2 W
Voltage	24 Vdc	24 Vdc
Control	Power supply not included • dimmable on request	Power supply not included • dimmable on request
Light colour	3000 K • 4000 K • other colours on request	3000 K • 4000 K • other colours on request
Luminous flux *Source flux	118 lm (160 lm*) @ 3000 K 118 lm (160 lm*) @ 4000 K	102 lm (160 lm*) @ 3000 K 102 lm (160 lm*) @ 4000 K
Luminous efficacy	59 lm/W @ 3000 K 59 lm/W @ 4000 K	51 lm/W @ 3000 K 51 lm/W @ 4000 K
McADAM steps	3	3
Beam	12°	35°
CRI	> 90	> 90
Life time	L70 > 50.000 h Ta 40°C	L70 > 50.000 h Ta 40°C
Energy efficiency class	A++	A++
IP rating	IP 67	IP 67
IK rating	IK 06	IK 06
Insulation class	III	III



### E (LUX)

H (m)	lux (3000 K)	lux (4000 K)	Ø (m)
1.00	1136	1136	0.2
2.00	284	284	0.4
3.00	126	126	0.6
4.00	71	71	0.9
5.00	45	45	1.1

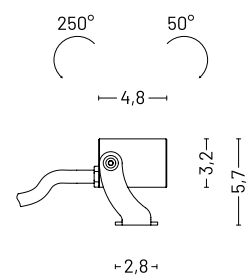


### E (LUX)



H (m)	lux (3000 K)	lux (4000 K)	Ø (m)
1.00	233	233	0.6
2.00	58	58	1.3
3.00	26	26	1.9
4.00	15	15	2.5
5.00	9	9	3.1

## MATERIALS

Body	Extruded aluminium EN AW6060
Diffuser	Extra clear polycarbonate
Finishing	Anodized



## ORDER CODE

LY 10 PRO _ _ B 7 Z _	Finishing	1	Inox	
		2	Bronze	
	Light colour	N	4000 K	
		H	3000 K	
	Beam	S	Spot	
		F	Flood	
Example		LY 10 PRO S N B 7 Z 1		

## INCLUDED ACCESSORIES

Code	Description	Page
-	1 m length cable -05RN-F	-

## AVAILABLE ACCESSORIES

Code	Description	Page
00A469	Mounting spike	705
0404M009	Single connection IP68	705
0409BT014	Transformer _ 24 Vdc - 12 W	705
0409BT015	Transformer _ 24 Vdc - 25 W	705
0409BT016	Transformer _ 24 Vdc - 100 W	705




# lyras 45

Performance e minimalismo, Lyras 45 è un compromesso perfetto. Un apparecchio compatto e potente, adatto per installazioni in ambienti esterni di qualsiasi tipo. Un design tecnico, senza alcuna mediazione, in cui estetica e funzionalità si fondono completamente.

2 W di potenza, schermo in vetro temprato extra chiaro da 6 mm e ottiche spot, flood o diffuse, per un apparecchio dal corpo in alluminio estruso EN AW6060 disponibile con finitura bronze o inox.

**EN** *Lyras 45 is a perfect compromise of performance and minimalism. A compact and powerful luminaire suitable for outdoor installations of any kind. A technical design, without any mediation, in which aesthetics and functionality merge univocally. 2 W power, 6 mm extra clear tempered glass screen and spot, flood or diffuse optics, for a luminaire with EN AW6060 extruded aluminum body available in bronze or stainless steel finish.*

CE EAC





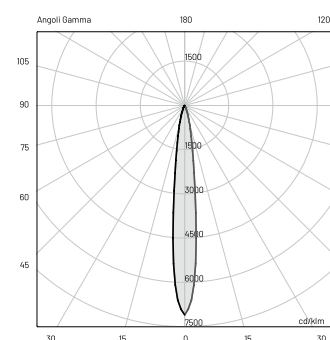
# lyras 45

| 2W

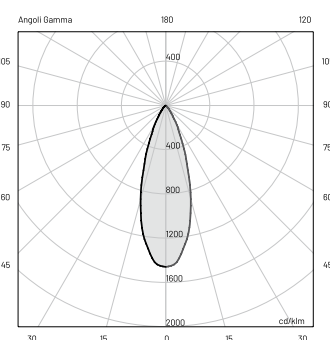
SPOT • FLOOD • DIFFUSE

## TECHNICAL SPECIFICATIONS

	SPOT	FLOOD
Source lamp	LED 2 W	LED 2 W
Total wattage	2 W	2 W
Voltage	24 Vdc	24 Vdc
Control	Power supply not included • dimmable on request	Power supply not included • dimmable on request
Light colour	3000 K • 4000 K • other colours on request	3000 K • 4000 K • other colours on request
Luminous flux *Source flux	118 lm (160 lm*) @ 3000 K 118 lm (160 lm*) @ 4000 K	102 lm (160 lm*) @ 3000 K 102 lm (160 lm*) @ 4000 K
Luminous efficacy	59 lm/W @ 3000 K 59 lm/W @ 4000 K	51 lm/W @ 3000 K 51 lm/W @ 4000 K
McADAM steps	3	3
Beam	12°	35°
CRI	> 90	> 90
Life time	L70 > 50.000 h Ta 40°C	L70 > 50.000 h Ta 40°C
Energy efficiency class	A++	A++
IP rating	IP 67	IP 67
IK rating	IK 08	IK 08
Insulation class	III	III



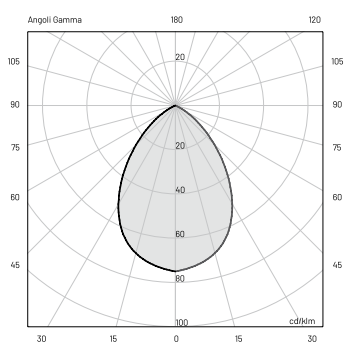
H(m)	E (LUX)		Ø(m)
	lux (3000 K)	lux (4000 K)	
1.00	1136	1136	0.2
2.00	284	284	0.4
3.00	126	126	0.6
4.00	71	71	0.9
5.00	45	45	1.1



H(m)	E (LUX)		Ø(m)
	lux (3000 K)	lux (4000 K)	
1.00	233	233	0.6
2.00	58	58	1.3
3.00	26	26	1.9
4.00	15	15	2.5
5.00	9	9	3.1

## TECHNICAL SPECIFICATIONS

	<b>DIFFUSE</b>
Source lamp	LED 2 W
Total wattage	2 W
Voltage	24 Vdc
Control	Power supply not included • dimmable on request
Light colour	3000 K • 4000 K • other colours on request
Luminous flux *Source flux	17 lm (160 lm*) @ 3000 K 17 lm (160 lm*) @ 4000 K
Luminous efficacy	8.5 lm/W @ 3000 K 8.5 lm/W @ 4000 K
McADAM steps	3
Beam	80°
CRI	> 90
Life time	L70 > 50.000 h Ta 40°C
Energy efficiency class	A++
IP rating	IP 67
IK rating	IK 08
Insulation class	III



### E (LUX)

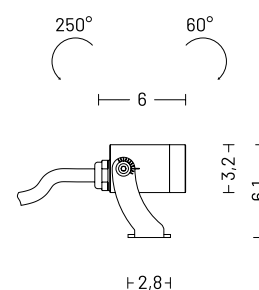
H (m)	lux (3000 K)	lux (4000 K)	Ø (m)
1.00	12	12	1.65
2.00	3	3	3.3
3.00	1	1	4.95
4.00	1	1	6.6
5.00	0	0	8.25







## MATERIALS

Body	Extruded aluminium EN AW6060
Diffuser	Extra clear or frosted tempered glass 6 mm
Finishing	Anodized



## ORDER CODE

LY 20 PRO	-	B	Z	-	Finishing	1	Inox				
						2	Bronze				
					Light colour	N	4000 K				
						H	3000 K				
					Beam	S	Spot (extra clear glass)				
						F	Flood (extra clear glass)				
						D	Diffuse (frosted glass)				
Example						LY 20 PRO	S	N	B	Z	1

## INCLUDED ACCESSORIES

Code	Description	Page
-	1 m length cable -05RN-F	-

## AVAILABLE ACCESSORIES

Code	Description	Page
00A469	Mounting spike	706
0404M009	Single connection IP68	706
0409BT014	Transformer _ 24 Vdc - 12 W	706
0409BT015	Transformer _ 24 Vdc - 25 W	706
0409BT016	Transformer _ 24 Vdc - 100 W	706



# lyras 65


Un proiettore compatto e completo di tutto ciò che serve per un'illuminazione adeguata degli ambienti esterni. Lyras 65 è disponibile con alimentazione 220 - 240 Vac con ottiche medium e diffuse o 24 Vdc con ottiche spot, flood e diffuse. Lo schermo in vetro extra chiaro di 8 mm, definisce e potenzia la luce per infiniti effetti luminosi e ampie soluzioni estetiche. Il trattamento superficiale di Lyras 65 è molto resistente alla corrosione; le finiture bronze e inox conferiscono massima integrabilità in tutti gli ambienti outdoor.

**EN** *A compact projector, complete with everything you need for adequate outdoor lighting. Lyras 65 is available with 220 - 240 Vac power supply and medium and diffuse optics or with 24 Vdc version with spot, flood and diffuse optics. The 8 mm extra clear glass screen defines and enhances the light for infinite lighting effects and extensive aesthetic solutions. The surface treatment of Lyras 65 is very resistant to corrosion; the bronze and stainless steel finishes allow maximum integration in all outdoor environments.*

CE EAC

LYRAS 65 | CEILING LAMP > 432



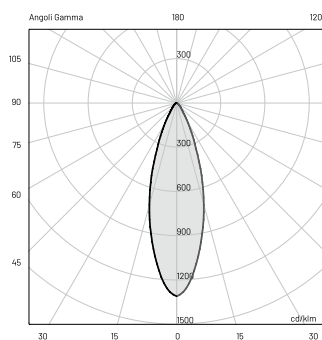


MEDIUM • DIFFUSE



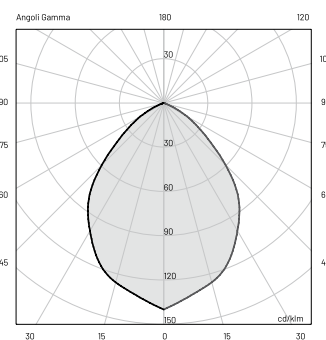
### TECHNICAL SPECIFICATIONS

	MEDIUM	DIFFUSE
Source lamp	LED 5 W	LED 5 W
Total wattage	5 W	5 W
Voltage	220-240 Vac, 50-60Hz	220-240 Vac, 50-60Hz
Control	On/Off • dimmable on request	On/Off • dimmable on request
Light colour	3000 K	3000 K
Luminous flux *Source flux	294 lm (400 lm*)	93 lm (400 lm*)
Luminous efficacy	59 lm/W	18.6 lm/W
McADAM steps	3	3
Beam	30°	90°
CRI	> 80	> 80
Life time	L70 > 50.000 h Ta 40°C	L70 > 50.000 h Ta 40°C
Energy efficiency class	A++	A++
IP rating	IP 67	IP 67
IK rating	IK 08	IK 08
Insulation class	II	II



#### E (LUX)

H (m)	lux (3000 K)	Ø (m)
1.00	524	0.6
2.00	131	1.2
3.00	58	1.8
4.00	33	2.4
5.00	21	3

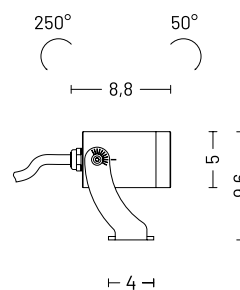


#### E (LUX)

H (m)	lux (3000 K)	Ø (m)
1.00	56	1.8
2.00	14	3.5
3.00	6	5.3
4.00	3	7.1
5.00	2	8.9



## MATERIALS

Body	Extruded aluminium EN AW6060
Diffuser	Extra clear or frosted tempered glass 8 mm
Finishing	Anodized



## ORDER CODE

LY 3 0 PRO \_ HA 10 \_

Finishing	1	Inox	
	2	Bronze	
Beam	M	Medium (extra clear glass)	
	D	Diffuse (frosted glass)	

Example

LY 3 0 PRO **M** H A 10 1

## INCLUDED ACCESSORIES

Code	Description	Page
-	1 m length cable H05RN-F	-

## AVAILABLE ACCESSORIES

Code	Description	Page
00A469	Mounting spike	707
0404M009	Single connection IP68	707



# lyras 65

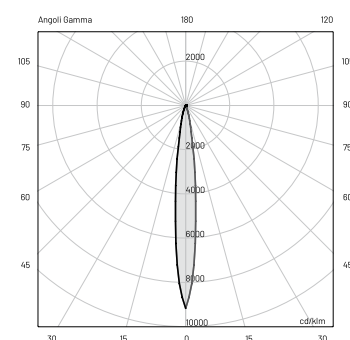
| 5W

SPOT • FLOOD • DIFFUSE

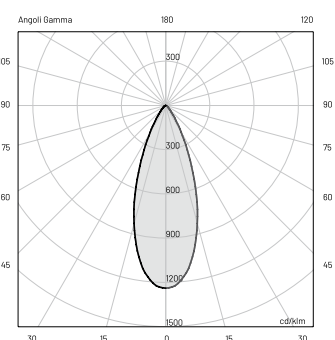


## TECHNICAL SPECIFICATIONS

	SPOT	FLOOD
Source lamp	LED 5 W	LED 5 W
Total wattage	5 W	5 W
Voltage	24 Vdc	24 Vdc
Control	Power supply not included • dimmable on request	Power supply not included • dimmable on request
Light colour	3000 K • 4000 K • other colours on request	3000 K • 4000 K • other colours on request
Luminous flux *Source flux	360 lm (480 lm*) @ 3000 K 360 lm (480 lm*) @ 4000 K	310 lm (480 lm*) @ 3000 K 310 lm (480 lm*) @ 4000 K
Luminous efficacy	72 lm/W @ 3000 K 72 lm/W @ 4000 K	62 lm/W @ 3000 K 62 lm/W @ 4000 K
McADAM steps	3	3
Beam	12°	40°
CRI	> 90	> 90
Life time	L70 > 50.000 h Ta 40°C	L70 > 50.000 h Ta 40°C
Energy efficiency class	A++	A++
IP rating	IP 67	IP 67
IK rating	IK 08	IK 08
Insulation class	III	III



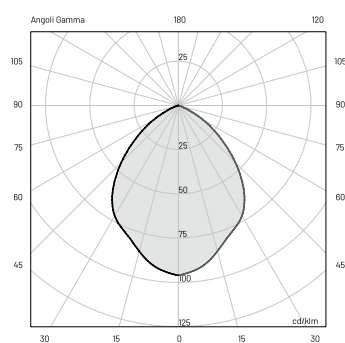
E (LUX)			
H (m)	lux (3000 K)	lux (4000 K)	Ø (m)
1.00	4402	4402	0.2
2.00	1101	1101	0.4
3.00	489	489	0.6
4.00	275	275	0.8
5.00	176	176	1



E (LUX)			
H (m)	lux (3000 K)	lux (4000 K)	Ø (m)
1.00	594	594	0.7
2.00	149	149	1.4
3.00	66	66	2.1
4.00	37	37	2.8
5.00	24	24	3.5

## TECHNICAL SPECIFICATIONS

	<b>DIFFUSE</b>
Source lamp	LED 5 W
Total wattage	5 W
Voltage	24 Vdc
Control	Power supply not included • dimmable on request
Light colour	3000 K • 4000 K • other colours on request
Luminous flux *Source flux	88 lm (480 lm*) @ 3000 K 88 lm (480 lm*) @ 4000 K
Luminous efficacy	17.6 lm/W @ 3000 K 17.6 lm/W @ 4000 K
McADAM steps	3
Beam	90°
CRI	> 90
Life time	L70 > 50.000 h Ta 40°C
Energy efficiency class	A++
IP rating	IP 67
IK rating	IK 08
Insulation class	III



### E (LUX)

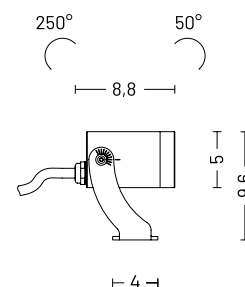
H (m)	lux (3000 K)	lux (4000 K)	Ø (m)
1.00	48	48	1.9
2.00	12	12	3.9
3.00	5	5	5.8
4.00	3	3	7.8
5.00	2	2	9.7







## MATERIALS

Body	Extruded aluminium EN AW6060
Diffuser	Extra clear or frosted tempered glass 8 mm
Finishing	Anodized



## ORDER CODE

LY 3 0 PRO \_ \_ B 7 Z \_

Finishing	1	Inox	
	2	Bronze	
Light colour	N	4000 K	
	H	3000 K	
Beam	S	Spot (extra clear glass)	
	F	Flood (extra clear glass)	
	D	Diffuse (frosted glass)	

Example LY 3 0 PRO S N B 7 Z 1

## INCLUDED ACCESSORIES

Code	Description	Page
-	1 m length cable -05RN-F	-

## AVAILABLE ACCESSORIES

Code	Description	Page
00A469	Mounting spike	706
0404M009	Single connection IP68	707
0409BT014	Transformer _ 24 Vdc - 12 W	707
0409BT015	Transformer _ 24 Vdc - 25 W	707
0409BT016	Transformer _ 24 Vdc - 100 W	707



# lyras 160

Vetro extra chiaro temprato da 5 mm e potenza 20 W e 30 W per Lyras 160: "Il Proiettore", espressione estrema di tutta la qualità produttiva Made in Italy.


Un cono performante, compatto e potente, con finiture disponibili graphite e light grey ottime per le installazioni più variegata possibili; i fasci di luce spot, flood e wide flood comunicano con tutte le tipologie di spazio outdoor.


Oltre a diffondere una luce perfetta, è particolarmente indicato e resistente in condizioni estreme, grazie alla componentistica in acciaio inox A4 e le guarnizioni di protezione in EPDM 70SH.

**EN** 5 mm extra clear tempered glass and 20 W and 30 W power for Lyras 160: "The Projector", extreme expression of all Made-in-Italy production quality. A high performance, compact and powerful cone with graphite or light grey finishes, excellent for the most varied installations; the beams of spot, flood and wide flood light communicate with all types of outdoor space.

In addition to providing perfect light, it is particularly suitable and resistant to extreme conditions, thanks to its A4 stainless steel components and 70SH EPDM protection seals.

CE EAC





## lyras 160

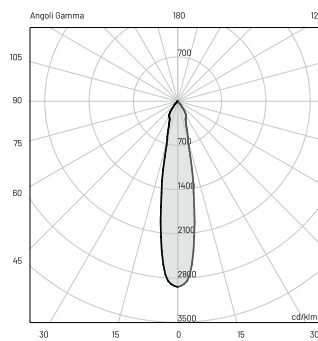
| 20W

SPOT • FLOOD • WIDE FLOOD

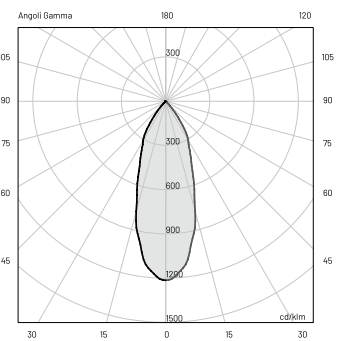


## TECHNICAL SPECIFICATIONS

	SPOT	FLOOD
Source lamp	LED 20 W	LED 20 W
Total wattage	20 W	20 W
Voltage	220-240 Vac, 50-60Hz	220-240 Vac, 50-60Hz
Control	IGBT-TRIAC • dimmable on request	IGBT-TRIAC • dimmable on request
Light colour	3000 K • 4000 K • other colours on request	3000 K • 4000 K • other colours on request
Luminous flux *Source flux	1280 lm (1925 lm*) @ 3000 K 1340 lm (2050 lm*) @ 4000 K	1203 lm (1925 lm*) @ 3000 K 1250 lm (2050 lm*) @ 4000 K
Luminous efficacy	64 lm/W @ 3000 K 67 lm/W @ 4000 K	60 lm/W @ 3000 K 62.5 lm/W @ 4000 K
McADAM steps	3	3
Beam	20°	40°
CRI	> 90	> 90
Life time	L70 > 50.000 h Ta 40°C	L70 > 50.000 h Ta 40°C
Energy efficiency class	A++	A++
IP rating	IP 67	IP 67
IK rating	IK 08	IK 08
Insulation class	I	I



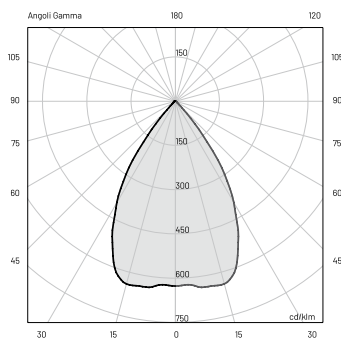
E (LUX)			
H (m)	lux (3000 K)	lux (4000 K)	Ø (m)
1.00	5287	5525	0.4
2.00	1322	1381	0.7
3.00	587	614	1.1
4.00	330	345	1.4
5.00	211	221	1.8



E (LUX)			
H (m)	lux (3000 K)	lux (4000 K)	Ø (m)
1.00	2184	2261	0.7
2.00	546	565	1.4
3.00	243	251	2
4.00	137	141	2.7
5.00	87	90	3.4

## TECHNICAL SPECIFICATIONS

	<b>WIDE FLOOD</b>
Source lamp	LED 20 W
Total wattage	20 W
Voltage	220-240 Vac, 50-60Hz
Control	IGBT-TRIAC • dimmable on request
Light colour	3000 K • 4000 K • other colours on request
Luminous flux *Source flux	1236 lm (1925 lm*) @ 3000 K 1285 lm (2050 lm*) @ 4000 K
Luminous efficacy	61.8 lm/W @ 3000 K 64 lm/W @ 4000 K
McADAM steps	3
Beam	60°
CRI	> 90
Life time	L70 > 50.000 h Ta 40°C
Energy efficiency class	A++
IP rating	IP 67
IK rating	IK 08
Insulation class	I



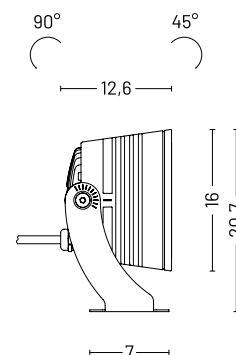
### E (LUX)

H (m)	lux (3000 K)	lux (4000 K)	Ø (m)
1.00	1127	1172	1.3
2.00	282	293	2.6
3.00	125	130	3.9
4.00	70	73	5.2
5.00	45	47	6.5



## MATERIALS

Body	Die-cast aluminium EN47100
Diffuser	Extra clear tempered glass 5 mm
Finishing	Polyester powder paint



## ORDER CODE

LY80PRO\_\_B11\_

Finishing	<b>L</b>	Graphite	●
	<b>M</b>	Light grey	●
Light colour	<b>N</b>	4000 K	
	<b>H</b>	3000 K	
Beam	<b>S</b>	Spot	
	<b>F</b>	Flood	
	<b>W</b>	Wide flood	

Example LY80PROSNB11L

## INCLUDED ACCESSORIES

Code	Description	Page
-	2 m length cable H07RN-F	-

## AVAILABLE ACCESSORIES

Code	Description	Page
00A4641.01	Joint for pole Ø 60 mm	707
00A4641.02	Tree rope	707
00A4641.03	Mounting spike	707
0404M003	Loop-in loop-out IP68	708
0404M004	Single connection IP68	708





## lyras 160

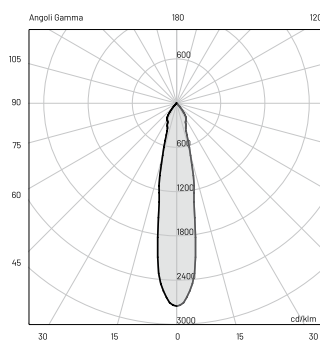
| 30W

SPOT • FLOOD • WIDE FLOOD

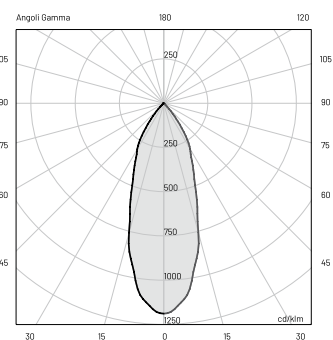


## TECHNICAL SPECIFICATIONS

	SPOT	FLOOD
Source lamp	LED 30 W	LED 30 W
Total wattage	30 W	30 W
Voltage	220-240 Vac, 50-60Hz	220-240 Vac, 50-60Hz
Control	IGBT-TRIAC • dimmable on request	IGBT-TRIAC • dimmable on request
Light colour	3000 K • 4000 K • other colours on request	3000 K • 4000 K • other colours on request
Luminous flux *Source flux	1848 lm (2620 lm*) @ 3000 K 1970 lm (2800 lm*) @ 4000 K	1700 lm (2620 lm*) @ 3000 K 1807 lm (2800 lm*) @ 4000 K
Luminous efficacy	61.6 lm/W @ 3000 K 66 lm/W @ 4000 K	57 lm/W @ 3000 K 60 lm/W @ 4000 K
McADAM steps	3	3
Beam	20°	40°
CRI	> 90	> 90
Life time	L70 > 50.000 h Ta 40°C	L70 > 50.000 h Ta 40°C
Energy efficiency class	A++	A++
IP rating	IP 67	IP 67
IK rating	IK 08	IK 08
Insulation class	I	I



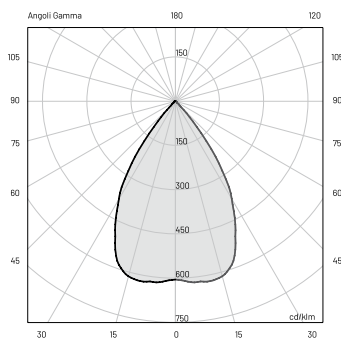
H (m)	E (LUX)		Ø (m)
	lux (3000 K)	lux (4000 K)	
1.00	7150	7617	0.4
2.00	1787	1904	0.7
3.00	794	846	1.1
4.00	447	476	1.4
5.00	286	305	1.8



H (m)	E (LUX)		Ø (m)
	lux (3000 K)	lux (4000 K)	
1.00	3089	3280	0.7
2.00	772	820	1.4
3.00	343	364	2
4.00	193	205	2.7
5.00	124	131	3.4

## TECHNICAL SPECIFICATIONS

	<b>WIDE FLOOD</b>
Source lamp	LED 30 W
Total wattage	30 W
Voltage	220-240 Vac, 50-60Hz
Control	IGBT-TRIAC • dimmable on request
Light colour	3000 K • 4000 K • other colours on request
Luminous flux *Source flux	1700 lm (2620 lm*) @ 3000 K 1807 lm (2800 lm*) @ 4000 K
Luminous efficacy	57 lm/W @ 3000 K 60 lm/W @ 4000 K
McADAM steps	3
Beam	60°
CRI	> 90
Life time	L70 > 50.000 h Ta 40°C
Energy efficiency class	A++
IP rating	IP 67
IK rating	IK 08
Insulation class	I



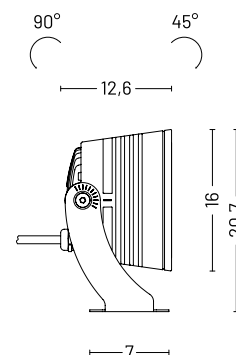
### E (LUX)

H (m)	lux (3000 K)	lux (4000 K)	Ø (m)
1.00	1583	1671	1.3
2.00	396	418	2.6
3.00	176	186	3.9
4.00	99	104	5.2
5.00	63	67	6.5



## MATERIALS

Body	Die-cast aluminium EN47100
Diffuser	Extra clear tempered glass 5 mm
Finishing	Polyester powder paint



## ORDER CODE

LY81PRO \_ \_ B11 \_

Finishing	<b>L</b>	Graphite	●
	<b>M</b>	Light grey	●
Light colour	<b>N</b>	4000 K	
	<b>H</b>	3000 K	
Beam	<b>S</b>	Spot	
	<b>F</b>	Flood	
	<b>W</b>	Wide flood	

Example LY81PRO S N B11 L

## INCLUDED ACCESSORIES

Code	Description	Page
-	2 m length cable H07RN-F	-

## AVAILABLE ACCESSORIES

Code	Description	Page
00A4641.01	Joint for pole Ø 60 mm	707
00A4641.02	Tree rope	707
00A4641.03	Mounting spike	707
0404M003	Loop-in loop-out IP68	708
0404M004	Single connection IP68	708






BOLLARDS

Magia  
fluttuante.

[Floating magic.]

firefly

design by Landa R&D







# firefly

Firefly è una magia tradotta in luce per la natura.

La versione bollard è disponibile in tre diverse tipologie di installazione (con controcassa da pavimentazione, da appoggio e da terreno tramite picchetto), perfetta per aiuole, siepi e giardini.

La luce di Firefly è uniforme e suggestiva: grazie al diffusore opale in PMMA è in grado di ricreare l'atmosfera che una lucciola conferisce alla notte. Le caratteristiche tecniche del prodotto lo rendono particolarmente indicato per applicazioni in outdoor. Tre sono le dimensioni disponibili, 30 - 50 - 70 cm, per un apparecchio con sorgente luminosa in tecnologia LED, white monocromatica con potenza 2 W, o RGBW (su richiesta). Il corpo del prodotto, realizzato in alluminio estruso EN AW6026 tramite lavorazione CNC, ha un elevato grado di resistenza meccanica ed è disponibile nelle finiture graphite, oxide, white e green.

**EN** *Firefly is magic translated into light for nature. The ground version is available in three different installation types (recessed into the paving, resting on the ground or fixed to the ground with stakes), perfect for flowerbeds, hedges and gardens.*

*The Firefly light is uniform and attractive: thanks to the opal diffuser in PMMA it can recreate the atmosphere that a firefly gives to the night.*

*The technical characteristics of the product make it particularly suited to outdoor applications.*

*Three sizes are available, 30 - 50 - 70 cm, for a luminaire with led technology light source, white monochromatic with 2 W power, or RGBW (by request). The body of the product, made in extruded EN AW6026 aluminium by CNC processing, has a high level of tensile strength and is available in graphite, oxide, white and green finishes.*

**CE EAC**

**FIREFLY | PENDANT > 474**

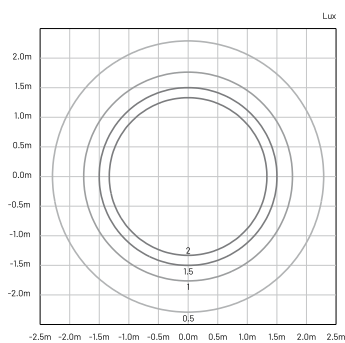
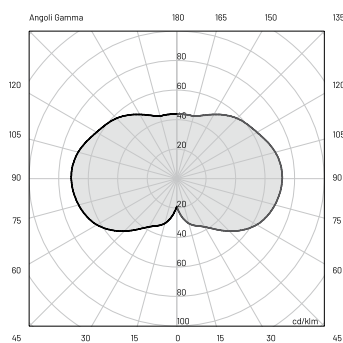






### TECHNICAL SPECIFICATIONS

	<b>360°</b>
Source lamp	LED 2 W
Total wattage	2 W
Voltage	24 Vdc
Control	Power supply not included • dimmable on request
Light colour	3000 K • other colours on request
Luminous flux *Source flux	119 lm (160 lm*)
Luminous efficacy	59.5 lm/W
McADAM steps	3
Beam	360°
CRI	> 90
Life time	L70 > 50.000 h Ta 40°C
Energy efficiency class	A - A++
IP rating	IP 65
IK rating	IK 08
Insulation class	III







## MATERIALS

Body	Extruded aluminium EN AW6026
Diffuser	Opal PMMA
Finishing	Polyester powder paint

## ORDER CODE

FI 3 \_ \_ \_ X H B 7 Z \_

Finishing

L	Graphite	
V	Oxide	
E	Marble white	
D	Green	

Height

030	~ 30 cm
050	~ 50 cm
070	~ 70 cm

Model

0	Mounting by housing box
1	Mounting by plate
2	Mounting by spike

Example

FI 3 0 030 X H B 7 Z L

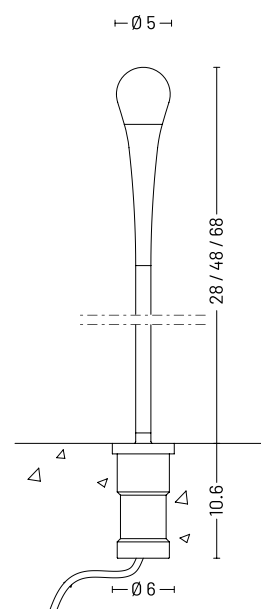
## INCLUDED ACCESSORIES

Code	Description	Page
-	0.5 m length cable -05RN-F	-
-	Housing box	701
-	Mounting spike	701

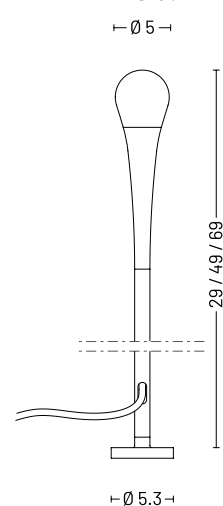
## AVAILABLE ACCESSORIES

Code	Description	Page
0404M011	Single connection IP68	700
0409BT014	Transformer _ 24 Vdc - 12 W	700
0409BT015	Transformer _ 24 Vdc - 25 W	700
0409BT016	Transformer _ 24 Vdc - 100 W	700

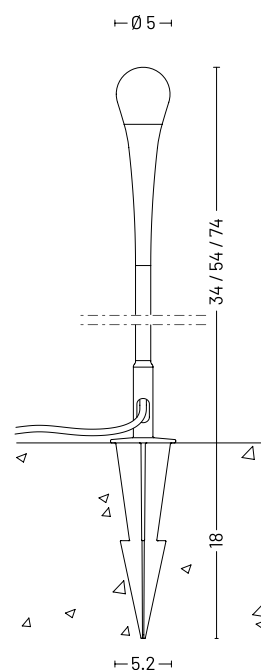
Mounting by housing box



Mounting by plate



Mounting by spike








# Magia di luce.

[The magic of light.]

## i-lantern

design by Landa R&D







# i-lantern

Un apparecchio dal cuore potente 10 W e dall'emissione luminosa diffusa. Il diffusore in policarbonato opale offre una luce ottimale, performante e mai invasiva. I-Lantern è installabile anche tramite ancoraggio; il prodotto perfetto per vialetti di accesso in contesti privati e pubblici.

Il corpo di I-Lantern è realizzato in estrusione di alluminio EN-AW6060, in combinazione con elementi ottenuti tramite pressofusione di alluminio EN47100. Personalizzabile in quattro colori e disponibile in tre altezze differenti.

**EN** *A luminaire with a powerful 10 W heart and diffused light beam. The diffuser in opal polycarbonate offers an optimal, performing and never invasive light.*

*I-Lantern can also be installed using a stake; the product is perfect for driveways in private and public contexts.*

*The body of I-Lantern is made in EN-AW6060 extruded aluminium in combination with the elements obtained through EN47100 die-casting process.*

*Customizable in four colours and is available in three different heights.*

**CE ENEC**

**I-LANTERN | WALL LAMP > 230**

**I-LANTERN | POLE > 652**

**I-LANTERN | GARDEN LAMP > 40**





# i-lantern | 10W

DIFFUSE



## TECHNICAL SPECIFICATIONS

Source lamp

**DIFFUSE**

LED 10 W

Total wattage

12.5 W

Voltage

220-240 Vac, 50-60 Hz

Control

On/Off

Light colour

3000 K

Luminous flux

600 lm (1360 lm\*)

\*Source flux

Luminous efficacy

48 lm/W

McADAM steps

3

Beam

diffuse

CRI

> 90

Life time

L70 > 50.000 h Ta 40°C

Energy efficiency class

A++

IP rating

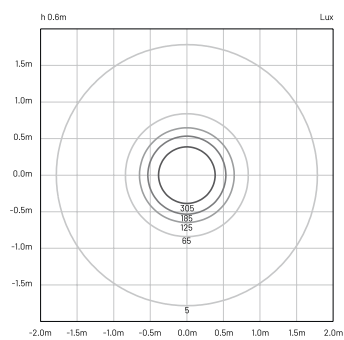
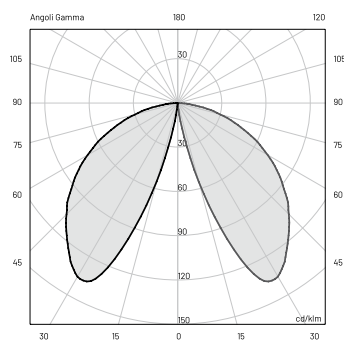
IP 65

IK rating

IK 08

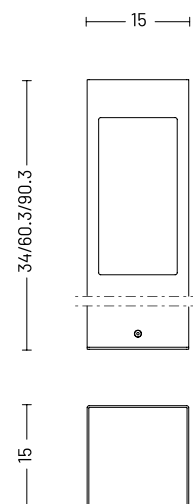
Insulation class

I



## MATERIALS

Body	Die-cast aluminium EN47100 and extruded aluminium EN-AW6060
Diffuser	Opal polycarbonate
Finishing	Polyester powder paint



## ORDER CODE

LN70 \_\_\_ DHB10\_

Finishing

L	Graphite	●
V	Oxide	●
U	White	○
G	Black	●

Height

035	35 cm
060	60 cm
090	90 cm

Example

LN70 035 DHB10 L

## INCLUDED ACCESSORIES

Code	Description	Page
0404M011	Single connection IP68	703

## AVAILABLE ACCESSORIES

Code	Description	Page
00ALN	Root mounting kit	703
00ALN.01	Anchor bolt	703
0404M003	Loop-in loop-out IP68	703



# Armonia e funzionalità.

[Harmony and functionality.]

kubs

design by Landa R&D



# kubs

Un design armonico e compatto per Kubs, un bollard tridimensionale con altezza variabile, perfetto per la valorizzazione e l'illuminazione di percorsi e viali d'accesso esterni. Un apparecchio fornito con potenza 3 e 6 W a mono o bi-emissione con fascio di luce asimmetrico. La doppia possibilità di finitura, graphite e oxide ne amplia le possibilità estetiche, unendo la funzione alla qualità tecnica. Fasci di luce precisi, per effetti d'impatto anche in condizioni outdoor particolarmente estreme.

**EN** *Harmonious and compact design, a 3D bollard with variable height, perfect for enhancing and illuminating external paths and access routes. A luminaire supplied with 3 and 6 W single or double emission power with asymmetrical light beam. The two available finishes, graphite and oxide, expand the aesthetic possibilities, combining function with technical quality. Precise light beams for high impact effects even in extreme outdoor conditions.*

CE EAC

KUBS | WALL LAMP > 246







## SINGLE ASYMMETRIC

TECHNICAL  
SPECIFICATIONS*Source lamp*

LED 3 W

*Total wattage*

5.5 W

*Voltage*

220-240 Vac, 50-60 Hz

*Control*

On/Off • dimmable on request

*Light colour*

3000 K • other colours on request

*Luminous flux*

119 lm (260 lm\*)

*\*Source flux**Luminous efficacy*

22 lm/W

*McADAM steps*

3

*Beam*

Asymmetric

*CRI*

&gt; 90

*Life time*

L70 &gt; 50.000 h Ta 40°C

*Energy efficiency class*

A++

*IP rating*

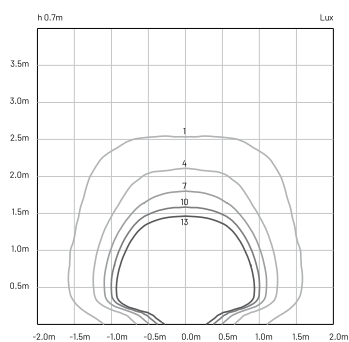
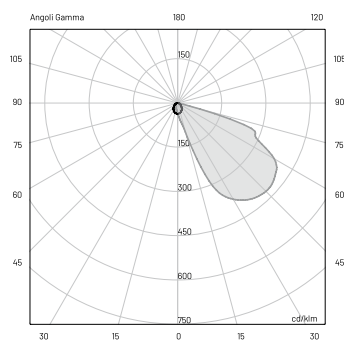
IP 65

*IK rating*

IK 08

*Insulation class*

I



## MATERIALS

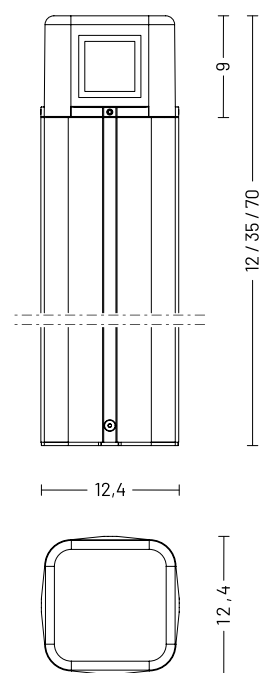
Body	Die-cast aluminium EN47100 and extruded aluminium EN AW6060
Diffuser	Extra clear PMMA
Finishing	Polyester powder paint

## ORDER CODE

KU 3 0 \_ \_ \_ A H B 1 0 \_

Finishing	L	Graphite	●
	V	Oxide	●
Height	012	12 cm	
	035	35 cm	
	070	70 cm	

Example KU 3 0 012 A H B 1 0 L



## AVAILABLE ACCESSORIES

Code	Description	Page
00A404.01P	Anchor bolt	705
0404M003	Loop-in loop-out IP68	705



## SINGLE ASYMMETRIC

TECHNICAL  
SPECIFICATIONS*Source lamp*

LED 6 W

*Total wattage*

9 W

*Voltage*

220-240 Vac, 50-60 Hz

*Control*

On/Off • dimmable on request

*Light colour*

3000 K • other colours on request

*Luminous flux*

240 lm (520 lm\*)

*\*Source flux**Luminous efficacy*

27 lm/W

*McADAM steps*

3

*Beam*

Asymmetric

*CRI*

&gt; 90

*Life time*

L70 &gt; 50.000 h Ta 40°C

*Energy efficiency class*

A++

*IP rating*

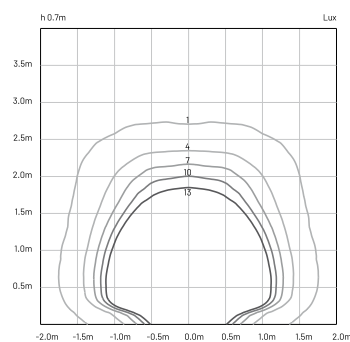
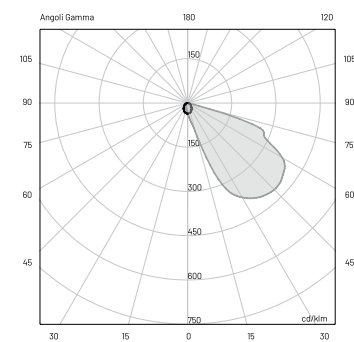
IP 65

*IK rating*

IK 08

*Insulation class*

I



## MATERIALS

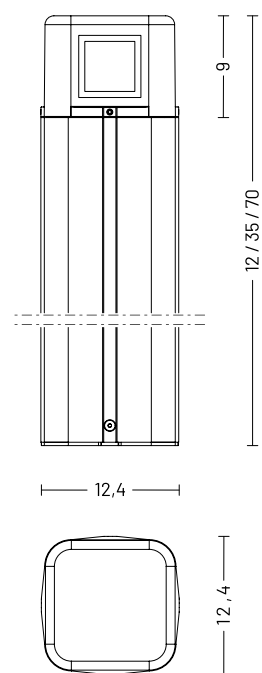
Body	Die-cast aluminium EN47100 and extruded aluminium EN AW6060
Diffuser	Extra clear PMMA
Finishing	Polyester powder paint

## ORDER CODE

KU 31 \_\_\_ AHB 10 \_

Finishing	L	Graphite	●
	V	Oxide	●
Height	012	12 cm	
	035	35 cm	
	070	70 cm	

Example KU 31 012 AHB 10 L



## AVAILABLE ACCESSORIES

Code	Description	Page
00A404.01P	Anchor bolt	705
0404M003	Loop-in loop-out IP68	705



## DOUBLE ASYMMETRIC

## TECHNICAL SPECIFICATIONS

Source lamp

## DOUBLE ASYMMETRIC

LED 6 W

Total wattage

9 W

Voltage

220-240 Vac, 50-60 Hz

Control

On/Off • dimmable on request

Light colour

3000 K • other colours on request

Luminous flux

240 lm (520 lm\*)

\*Source flux

Luminous efficacy

27 lm/W

McADAM steps

3

Beam

Asymmetric

CRI

&gt; 90

Life time

L70 &gt; 50.000 h Ta 40°C

Energy efficiency class

A++

IP rating

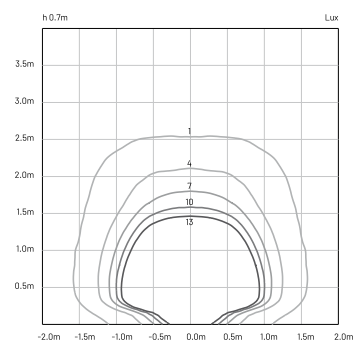
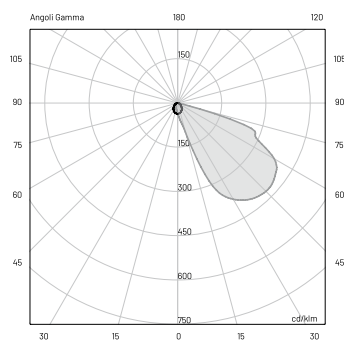
IP 65

IK rating

IK 08

Insulation class

I





## MATERIALS

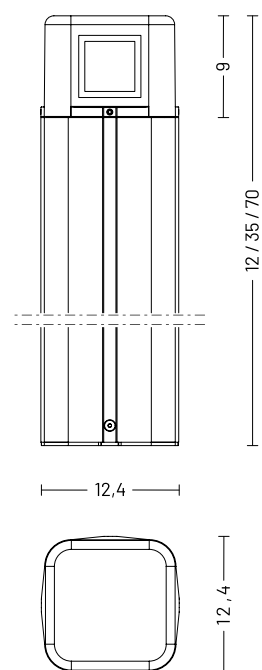
Body	Die-cast aluminium EN47100 and extruded aluminium EN AW6060
Diffuser	Extra clear PMMA
Finishing	Polyester powder paint

## ORDER CODE

KU 3 0 \_\_\_\_ 4 H B 1 0 \_

Finishing	L	Graphite	
	V	Oxide	
Height	012	12 cm	
	035	35 cm	
	070	70 cm	

Example KU 3 0 012 4 H B 1 0 L



## AVAILABLE ACCESSORIES

Code	Description	Page
00A404.01P	Anchor bolt	705
0404M003	Loop-in loop-out IP68	705









Minimalismo  
e tridimensio-  
nalità.

[Minimalism and 3D.]

lako

design by Landa R&D



# Lako

Una luce asimmetrica a mono o bi-emissione, quella di Lako, bollard disponibile con altezza 18, 40 o 60 cm e perfetto per l'illuminazione funzionale dei camminamenti o dei vialetti d'accesso situati in parchi e giardini. Lo schermo è opale, il design è moderno, funzionale e minimalista, e sempre perfettamente integrabile nel contesto di progettazione, grazie all'estrema adattabilità della finitura in vernice a polvere color graphite.

Tecnologico nella sua semplicità, minimal nella sua tridimensionalità: il corpo cilindrico di Lako è resistente e realizzato in alluminio pressofuso ed estruso.

**EN** *An asymmetrical light with single or double emission, a bollard available in three different heights 18, 40 or 60 cm and perfect for the functional lighting of walkways or driveways of parks and gardens. The screen is opal, the design is modern, functional and minimalist and can always be perfectly integrated into the design context, thanks to the very high adaptability of the graphite powder paint finish. Technological but simple, minimal in its 3D: Lako's cylindrical body is resistant and made of die-cast extruded aluminum.*

CE EAC

LAKO | WALL LAMP > 258



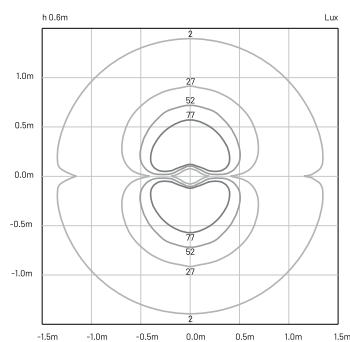
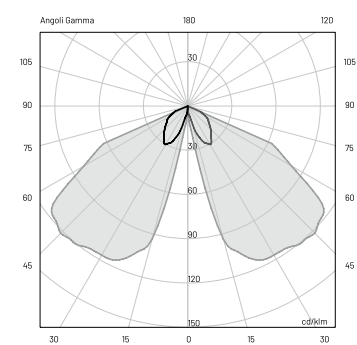
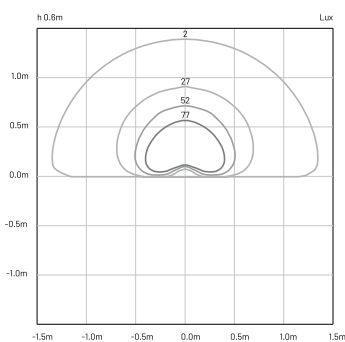
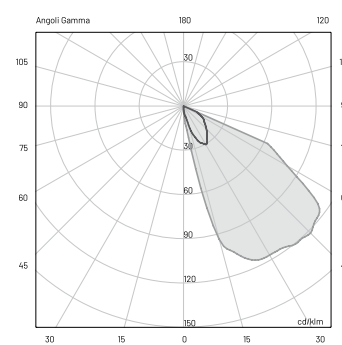


SINGLE ASYMMETRIC • DOUBLE ASYMMETRIC



### TECHNICAL SPECIFICATIONS

	SINGLE ASYMMETRIC	DOUBLE ASYMMETRIC
Source lamp	LED 6 W	LED 6 W
Total wattage	6 W	6 W
Voltage	220-240 Vac, 50-60 Hz	220-240 Vac, 50-60 Hz
Control	On/Off	On/Off
Light colour	3000 K	3000 K
Luminous flux *Source flux	108 lm (600 lm*)	216 lm (600 lm*)
Luminous efficacy	18 lm/W	36 lm/W
McADAM steps	3	3
Beam	Asymmetric	Double asymmetric
CRI	> 90	> 90
Life time	L70 > 50.000 h Ta 40°C	L70 > 50.000 h Ta 40°C
Energy efficiency class	A++	A++
IP rating	IP 65	IP 65
IK rating	IK 08	IK 08
Insulation class	II	II

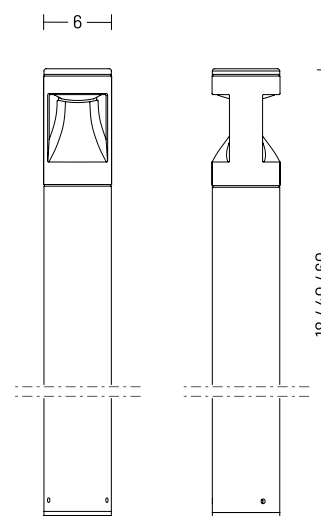


## MATERIALS

Body	Die-cast aluminium EN47100 and extruded aluminium EN AW6060
Diffuser	Opal polycarbonate
Finishing	Polyester powder paint

## ORDER CODE

LA 2 0	HB 1 0		
		Finishing	L Graphite ●
			V Oxide ●
		Beam	A Single asymmetric
			4 Double asymmetric
		Height	018 18 cm
			040 40 cm
			060 60 cm
		Example	LA 2 0 018 A HB 1 0 L



## AVAILABLE ACCESSORIES

Code	Description	Page
00A409	Root mounting kit	705









Classicità  
e tecno-  
logia.

[Classicism and technology.]

morphis

design by Innocenzo Rifino & Lorenzo Ruggieri



# morphis\_1

Tutta l'estetica tradizionale nella forma e la più completa tecnologia illuminotecnica nell'innovazione di Morphis\_1: il classico trasportato nella contemporaneità per la versione bollard del prodotto, disponibile con altezza 54 e 93 cm. Una luce diffusa e un diffusore extra chiaro in polycarbonato. Un apparecchio con potenza 29 W ideale per illuminare strade di accesso e vialetti esterni, in alluminio pressofuso EN 47100 e sei possibilità di finitura a polvere.

**EN** *Very traditional in the shape and very innovative in the lighting technology: Morphis\_1 is a classic bollard that has been re-designed to become contemporaneous, available with height 54 and 93 cm. A diffused light and an extra clear polycarbonate diffuser. A 29 W fixture ideal for illuminating access roads and external paths, in EN 47100 die-cast aluminum and six powder paint finishing options.*

CE ENEC

MORPHIS\_1 | WALL LAMP > 288  
 MORPHIS\_2 | WALL LAMP > 294  
 MORPHIS\_3 | WALL LAMP > 300  
 MORPHIS\_3 | PENDANT > 482  
 MORPHIS\_1 | POLE > 660  
 MORPHIS\_2 | POLE > 668  
 MORPHIS\_3 | POLE > 672



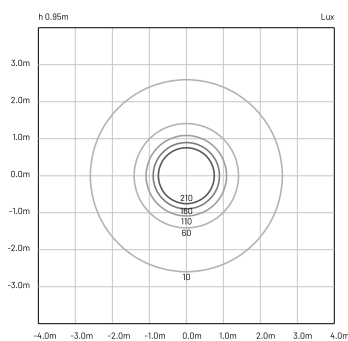
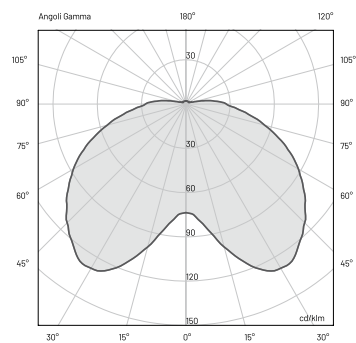


DIFFUSE



### TECHNICAL SPECIFICATIONS

<i>Source lamp</i>	LED 29 W
<i>Total wattage</i>	33 W
<i>Voltage</i>	220-240 Vac, 50-60 Hz
<i>Control</i>	On/Off • dimmable on request
<i>Light colour</i>	3000 K • 4000 K • other colours on request
<i>Luminous flux</i> <i>*Source flux</i>	1700 lm (3400 lm*) @ 3000 K 1800 lm (3600 lm*) @ 4000 K
<i>Luminous efficacy</i>	48 lm/W @ 3000 K 52 lm/W @ 4000 K
<i>McADAM steps</i>	3
<i>Beam</i>	Diffuse
<i>CRI</i>	> 90
<i>Life time</i>	L70 > 50.000 h Ta 40°C
<i>Energy efficiency class</i>	A++
<i>IP rating</i>	IP 65
<i>IK rating</i>	IK 08
<i>Insulation class</i>	I



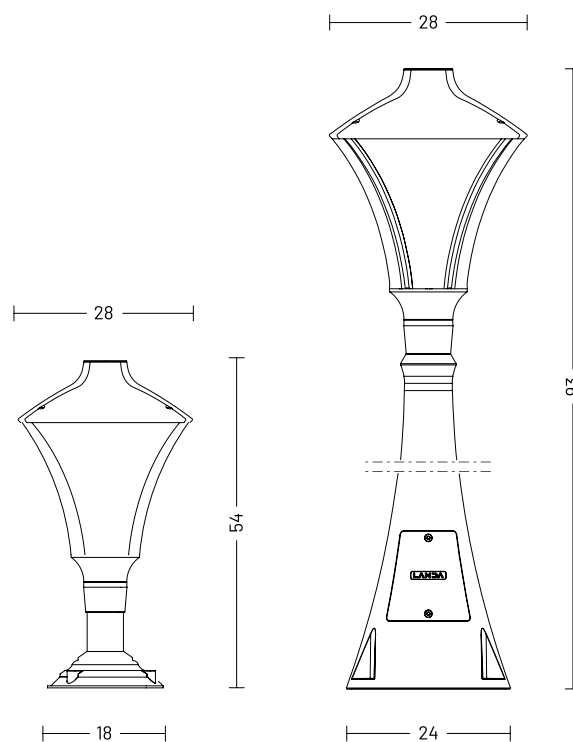
## MATERIALS

Body	Die-cast aluminium EN47100
Diffuser	Extra clear polycarbonate
Finishing	Polyester powder paint

## ORDER CODE

MO 4 0 \_ \_ \_ D \_ B 1 0 \_

Finishing	G	Black	●
	S	Black/copper	●
Light colour	P	Black/green	●
	R	Black/silver	●
	L	Graphite	●
Height	V	Oxide	●
	N	4000 K	
	H	3000 K	
Example	055	54 cm	
	095	93 cm	
	MO 4 0 055 D N B 1 0 G		



## AVAILABLE ACCESSORIES

Code	Description	Page
00A170.01P	Anchor bolt	711
0404M003	Loop-in loop-out IP68	711







Luce  
e design.

[Light and design.]

neway

design by Innocenzo Rifino & Lorenzo Ruggeri



# neway

Una forma evocativa ed elegante quella di Neway, apparecchio da terra con potenza 10 W e diffusore extra chiaro in policarbonato. Un bollard in cui il design è abbinato all'illuminazione, disponibile con altezza 33, 45, 75, 100 e 125 cm e tre possibili finiture, graphite, light grey e oxide. Neway è tridimensionalità assoluta, solidità e perfetta distribuzione luminosa. Nessun limite progettuale e massima resistenza possibile, grazie alla perfezione delle componenti progettuali e alle soluzioni tecniche adottate.

**EN** *Neway shape is evocative and elegant, a 10 W floor-standing luminaire with extra clear polycarbonate diffuser. A bollard where lighting is enhanced by design, available with height 33, 45, 75, 100 and 125 cm and three different finishes, graphite, light grey and oxide. Neway is absolute 3D, solidity and perfect light distribution. No design limits and maximum resistance, thanks to the perfection of the design components and the technical solutions adopted.*

CE EAC

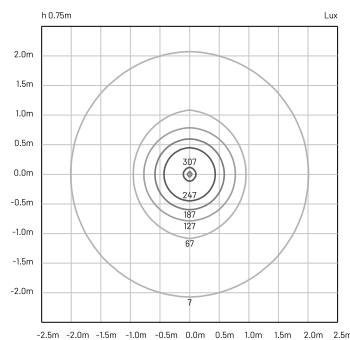
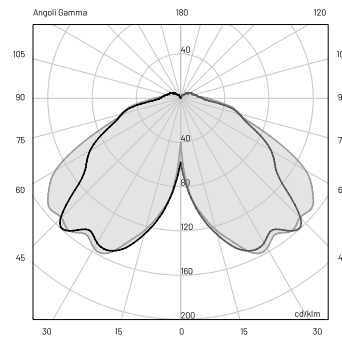






### TECHNICAL SPECIFICATIONS

<i>Source lamp</i>	<b>DIFFUSE</b>
<i>Total wattage</i>	LED 10 W
<i>Voltage</i>	12 W
<i>Control</i>	220-240 Vac, 50-60 Hz
<i>Light colour</i>	On/Off • dimmable on request
<i>Luminous flux</i> <i>*Source flux</i>	3000 K • 4000 K • other colours on request
<i>Luminous efficacy</i>	890 lm (1200 lm*) @ 3000 K 940 lm (1300 lm*) @ 4000 K
<i>McADAM steps</i>	74.2 lm/W @ 3000 K 78 lm/W @ 4000 K
<i>Beam</i>	3
<i>CRI</i>	Diffuse
<i>Life time</i>	> 90
<i>Energy efficiency class</i>	L70 > 50.000 h Ta 40°C
<i>IP rating</i>	A++
<i>IK rating</i>	IP 65
<i>Insulation class</i>	IK 08
	I






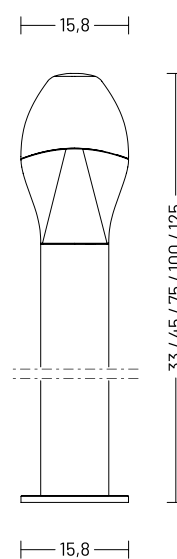
## MATERIALS

Body	Die-cast aluminium EN47100 and extruded aluminum EN AW6060
Diffuser	Extra clear polycarbonate
Finishing	Polyester powder paint

## ORDER CODE

NE 5 0 \_ \_ \_ D \_ B 1 0 \_

Finishing	L	Graphite	
	M	Light grey	
	V	Oxide	
Light colour	N	4000 K	
	H	3000 K	
Height	035	35 cm	
	045	45 cm	
	075	75 cm	
	100	100 cm	
	125	125 cm	
Example	NE 5 0 <b>035</b> D H B 1 0 L		



## AVAILABLE ACCESSORIES

Code	Description	Page
00A405.01P	Anchor bolt	712
00A405	Root mounting kit	712







Lessico  
e forma.

[Lexicon and shape.]

oko

design by Teseo Berghella



# oko

La perfezione della luce in una forma ovale perfetta anche per la variante bollard di Oko, disponibile con altezza di 95 cm. Oko ha un'emissione luminosa diffondente, asimmetrica singola per la versione da 6 W e doppia per il 12 W.

Ideale per l'illuminazione di camminamenti e viali d'accesso, è un apparecchio robusto con corpo in alluminio fuso in conchiglia EN47000 resistente all'ossidazione grazie a speciali trattamenti, mentre le finiture disponibili oxide e graphite, per soluzioni estetiche utili ad ogni esigenza progettuale.

**EN** *Perfect light in an oval shape excellent also for the Oko bollard version, available with height 95 cm. Oko has a diffuse, asymmetrical single light-emission for the 6 W version and double light-emission for the 12 W version.*

*Ideal for illuminating walkways and access paths, it is a robust fixture with EN47000 die-cast aluminum body resistant to oxidation thanks to special treatments, while the available oxide and graphite finishes offer aesthetic solutions useful for every design requirement.*

CE EAC

OKO | WALL LAMP > 312

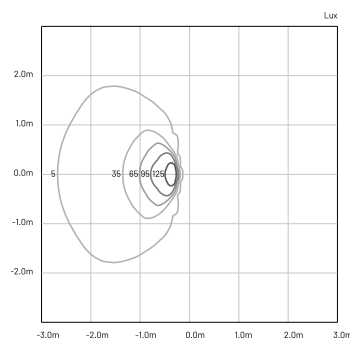
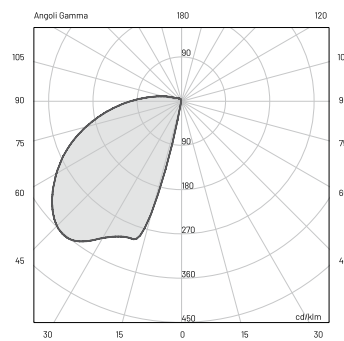






### TECHNICAL SPECIFICATIONS

	<b>SINGLE ASYMMETRIC</b>
Source lamp	LED 6 W
Total wattage	9 W
Voltage	220-240 Vac, 50-60 Hz
Control	On/Off • dimmable on request
Light colour	3000 K • 4000 K • other colours on request
Luminous flux *Source flux	263 lm (520 lm*) @ 3000 K 285 lm (550 lm*) @ 4000 K
Luminous efficacy	30 lm/W @ 3000 K 32 lm/W @ 4000 K
McADAM steps	3
Beam	Asymmetric
CRI	> 90
Life time	L70 > 50.000 h Ta 40°C
Energy efficiency class	A++
IP rating	IP 65
IK rating	IK 08
Insulation class	I



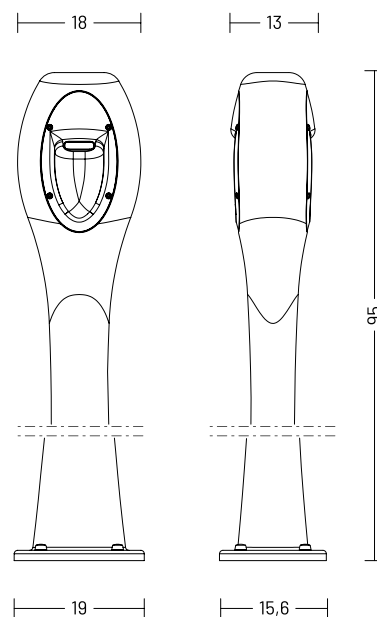
## MATERIALS

<i>Body</i>	Die-cast aluminium EN47000
<i>Diffuser</i>	Extra clear polycarbonate
<i>Finishing</i>	Polyester powder paint

## ORDER CODE

OK10095A\_B10\_

<i>Finishing</i>	<b>L</b>	Graphite	●
	<b>V</b>	Oxide	●
<i>Light colour</i>	<b>N</b>	4000 K	
	<b>H</b>	3000 K	
<i>Example</i>	OK10095ANB10L		



## AVAILABLE ACCESSORIES

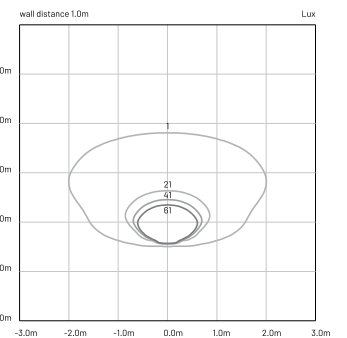
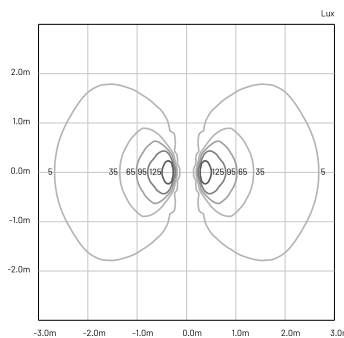
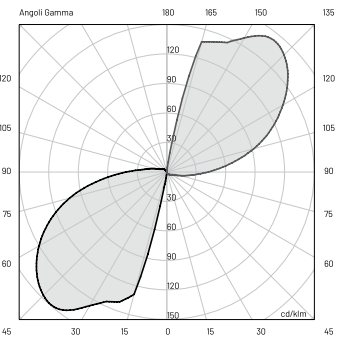
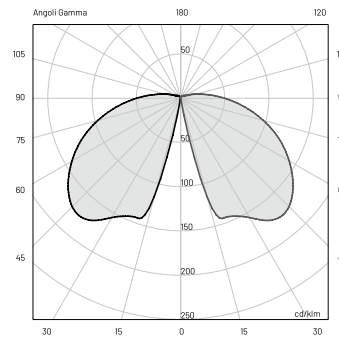
<i>Code</i>	<i>Description</i>	<i>Page</i>
00A406.01P	Anchor bolt	712
0404M003	Loop-in loop-out IP68	712





**TECHNICAL SPECIFICATIONS**

	<b>DOUBLE ASYMMETRIC</b>	<b>DOUBLE ASYMMETRIC "UPSIDE DOWN"</b>
Source lamp	LED 12 W	LED 12 W
Total wattage	16 W	16 W
Voltage	220-240 Vac, 50-60 Hz	220-240 Vac, 50-60 Hz
Control	On/Off • dimmable on request	On/Off • dimmable on request
Light colour	3000 K • 4000 K • other colours on request	3000 K • 4000 K • other colours on request
Luminous flux *Source flux	526 lm (1040 lm*) @ 3000 K 570 lm (1100 lm*) @ 4000 K	526 lm (1040 lm*) @ 3000 K 570 lm (1100 lm*) @ 4000 K
Luminous efficacy	30 lm/W @ 3000 K 32 lm/W @ 4000 K	30 lm/W @ 3000 K 32 lm/W @ 4000 K
McADAM steps	3	3
Beam	Asymmetric	Asymmetric
CRI	> 90	> 90
Life time	L70 > 50.000 h Ta 40°C	L70 > 50.000 h Ta 40°C
Energy efficiency class	A++	A++
IP rating	IP 65	IP 65
IK rating	IK 08	IK 08
Insulation class	I	I



The chart shows only the upward projection with the product positioned 1m from the wall. The ground projection is the same as for Oko single asymmetric.

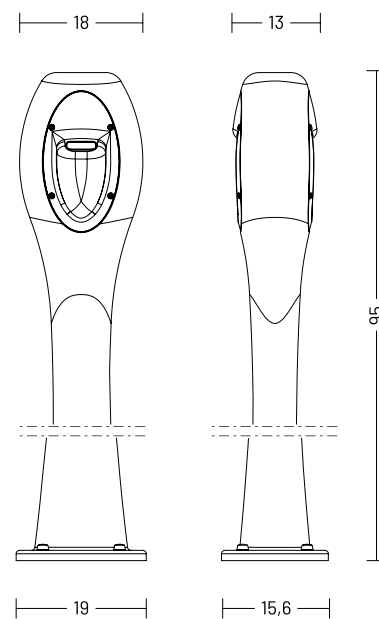
## MATERIALS

Body	Die-cast aluminium EN47000
Diffuser	Extra clear polycarbonate
Finishing	Polyester powder paint

## ORDER CODE

OK1\_0954\_B10\_

Finishing	L	Graphite	●
	V	Oxide	●
Light colour	N	4000 K	
	H	3000 K	
Model	0	Double emission	
	1	Double emission "upside down"	
Example	OK100954NB10L		





## AVAILABLE ACCESSORIES

Code	Description	Page
00A406.01P	Anchor bolt	712
0404M003	Loop-in loop-out IP68	712










Funzionalità,  
sintesi di luce  
e forma.

[Functionality,  
synthesis of light  
and shape.]

polos

design by Landa R&D



# polos

Quando lo spazio non ha segreti. Polos, bollard facilmente integrabile in qualsiasi ambiente esterno, è una gamma funzionale e completa per progetti ed installazioni di estrema facilità. Apparecchio da terra con potenza 14 W ideale per segnare percorsi ed ingressi esterni in modo deciso, scenico ed evocativo. Una luce diffusa con palo disponibile in diverse altezze e con doppia possibilità di grandezza del diffusore. Le finiture fornite sono graphite, light grey e oxide, per una massima adattabilità con lo spazio circostante.

**EN** *When space has no secrets. Polos is a bollard easy to integrate in any outdoor environment, a functional and complete range for very easy projects and installations. Floor-standing luminaire with 14 W power, ideal for lighting paths and external entrances in a decisive, scenic and evocative way. A diffused light with pole available in different heights and diffuser in two different sizes. Three finishes available, graphite, light grey and oxide, for maximum adaptability to the surrounding space.*

CE EAC

POLOS | WALL LAMP > 320  
POLOS | POLE > 686





# polos\_1

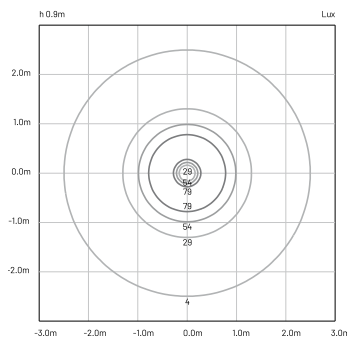
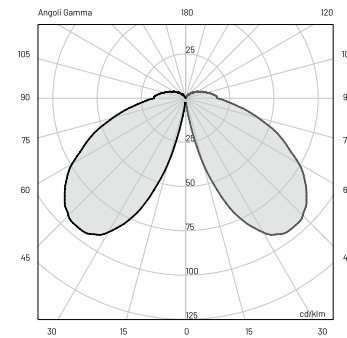
DIFFUSE

# | 14W



## TECHNICAL SPECIFICATIONS

<i>Source lamp</i>	LED 14 W
<i>Total wattage</i>	16 W
<i>Voltage</i>	220-240 Vac, 50-60 Hz
<i>Control</i>	On/Off • dimmable on request
<i>Light colour</i>	3000 K • 4000 K • other colours on request
<i>Luminous flux</i> <i>*Source flux</i>	680 lm (1560 lm*) @ 3000 K 750 lm (1700 lm*) @ 4000 K
<i>Luminous efficacy</i>	42.5 lm/W @ 3000 K 47 lm/W @ 4000 K
<i>McADAM steps</i>	3
<i>Beam</i>	Diffuse
<i>CRI</i>	> 90
<i>Life time</i>	L70 > 50.000 h Ta 40°C
<i>Energy efficiency class</i>	A++
<i>IP rating</i>	IP 65
<i>IK rating</i>	IK 08
<i>Insulation class</i>	I



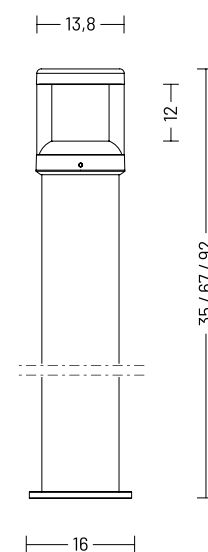
## MATERIALS

Body	Die-cast aluminium EN47100 and extruded aluminum EN AW6060
Diffuser	Extra clear polycarbonate
Finishing	Polyester powder paint

## ORDER CODE

PO 2 0 \_ \_ \_ D \_ B 1 0 \_

Finishing	L	Graphite	
	M	Light grey	
	V	Oxide	
Light colour	N	4000 K	
	H	3000 K	
Height	035	35 cm	
	070	67 cm	
	090	92 cm	
Example	PO 2 0 <b>035</b> D N B 1 0 <b>L</b>		



## AVAILABLE ACCESSORIES

Code	Description	Page
00A405.01P	Anchor bolt	713
00A405	Root mounting kit	713
0404M004	Single connection IP68	713
0404M003	Loop-in loop-out IP68	713





# polos\_2

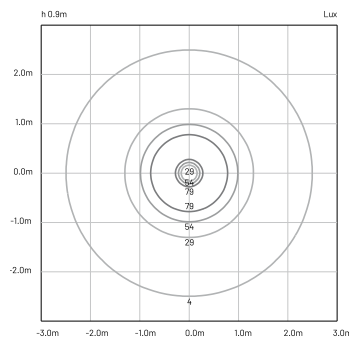
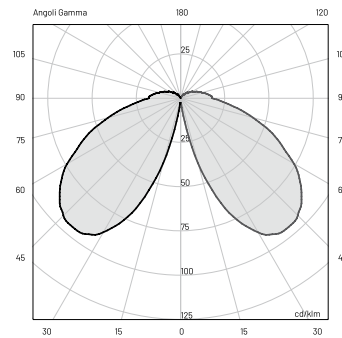
DIFFUSE

# | 14W



## TECHNICAL SPECIFICATIONS

	<b>DIFFUSE</b>
Source lamp	LED 14 W
Total wattage	16 W
Voltage	220-240 Vac, 50-60 Hz
Control	On/Off • dimmable on request
Light colour	3000 K • 4000 K • other colours on request
Luminous flux *Source flux	680 lm (1560 lm*) @ 3000 K 750 lm (1700 lm*) @ 4000 K
Luminous efficacy	42.5 lm/W @ 3000 K 47 lm/W @ 4000 K
McADAM steps	3
Beam	Diffuse
CRI	> 90
Life time	L70 > 50.000 h Ta 40°C
Energy efficiency class	A++
IP rating	IP 65
IK rating	IK 08
Insulation class	I



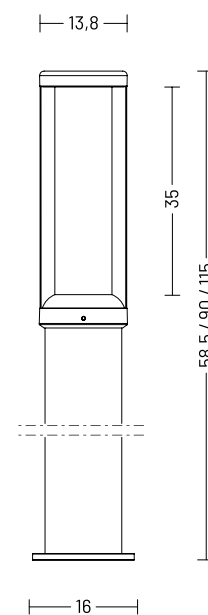
## MATERIALS

Body	Die-cast aluminium EN47100 and extruded aluminum EN AW6060
Diffuser	Extra clear polycarbonate
Finishing	Polyester powder paint

## ORDER CODE

PO 3 0 \_ \_ \_ D \_ B 1 0 \_

Finishing	L	Graphite	●
	M	Light grey	●
	V	Oxide	●
Light colour	N	4000 K	
	H	3000 K	
Height	060	58.5 cm	
	090	90 cm	
	115	115 cm	
Example	PO 3 0 <b>060</b> D N B 1 0 L		



## AVAILABLE ACCESSORIES

Code	Description	Page
00A405.01P	Anchor bolt	713
00A405	Root mounting kit	713
0404M004	Single connection IP68	713
0404M003	Loop-in loop-out IP68	713





Pratico  
e formale.

[Practical and formal.]

titano

design by Landa R&D



# titano

Titano è un apparecchio da terra da 10 W disponibile in differenti altezze, facilmente integrabile e installabile in ogni tipologia di ambiente esterno. Una forma semplice per un paletto pratico e formale, robusto e inattaccabile dagli agenti atmosferici. L'emissione ottica è diffondente, precisa e uniforme, anche grazie al diffusore in policarbonato extra chiaro. Titano è disponibile con corpo in acciaio inox AISI 316L o nella versione in alluminio estruso EN AW6060 con possibilità di finitura graphite e oxide.

**EN** *Titano is a 10 W floor-standing luminaire available in different heights, easy to integrate and install in any outdoor environment. A simple shape for a practical and formal pole, robust and weatherproof. The light emission is diffusing, precise and uniform, also thanks to the extra-clear polycarbonate diffuser. Titano is available with AISI 316L stainless steel body or in the EN AW6060 extruded aluminum version with graphite or oxide finishing.*

CE EAC





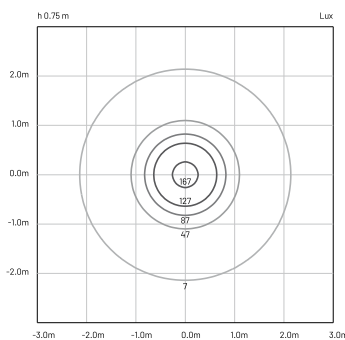
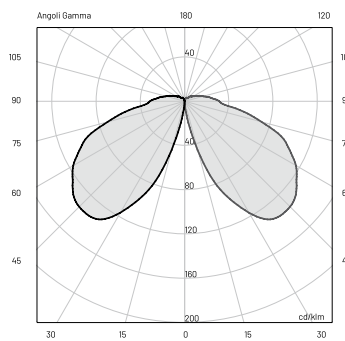


## DIFFUSE



## TECHNICAL SPECIFICATIONS

	<b>DIFFUSE</b>
Source lamp	LED 10 W
Total wattage	12 W
Voltage	220-240 Vac, 50-60 Hz
Control	On/Off • dimmable on request
Light colour	3000 K • 4000 K • other colours on request
Luminous flux	890 lm (1200 lm*) @ 3000 K
*Source flux	940 lm (1300 lm*) @ 4000 K
Luminous efficacy	74.2 lm/W @ 3000 K 78 lm/W @ 4000 K
McADAM steps	3
Beam	Diffuse
CRI	> 90
Life time	L70 > 50.000 h Ta 40°C
Energy efficiency class	A++
IP rating	IP 65
IK rating	IK 08
Insulation class	I





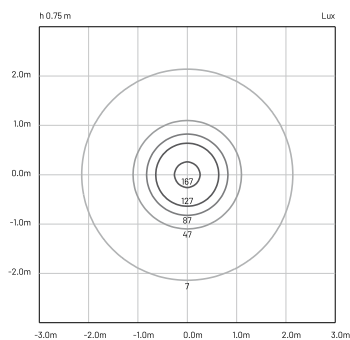
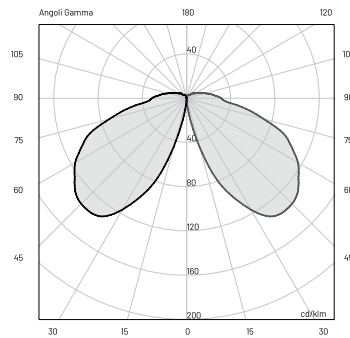
# titano\_inox | 10W

DIFFUSE




## TECHNICAL SPECIFICATIONS

	<b>DIFFUSE</b>
Source lamp	LED 10 W
Total wattage	12 W
Voltage	220-240 Vac, 50-60 Hz
Control	On/Off • dimmable on request
Light colour	3000 K • 4000 K • other colours on request
Luminous flux	890 lm (1200 lm*) @ 3000 K
*Source flux	940 lm (1300 lm*) @ 4000 K
Luminous efficacy	74.2 lm/W @ 3000 K 78 lm/W @ 4000 K
McADAM steps	3
Beam	Diffuse
CRI	> 90
Life time	L70 > 50.000 h Ta 40°C
Energy efficiency class	A++
IP rating	IP 65
IK rating	IK 08
Insulation class	I



## MATERIALS

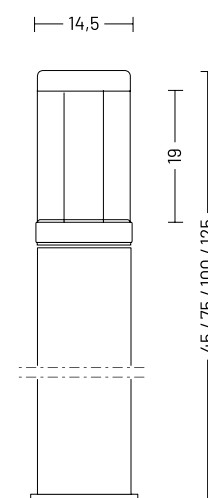
Body	Inox AISI 316L
Diffuser	Extra clear polycarbonate
Finishing	Inox AISI 316L 

## ORDER CODE

TI 20 \_\_\_ D \_ B 10 Z

Light colour	<b>N</b>	4000 K
	<b>H</b>	3000 K
Height	<b>045</b>	45 cm
	<b>075</b>	75 cm
	<b>100</b>	100 cm
	<b>125</b>	125 cm

Example TI 20 045 D H B 10 Z



## AVAILABLE ACCESSORIES

Code	Description	Page
00A400.01P	Anchor bolt	713
00A400	Root mounting kit	713
0404M004	Single connection IP68	713
0404M003	Loop-in loop-out IP68	713









L'illuminazione lineare  
Landa.

[The Landa linear lighting.]

tubo

design by Landa R&D





# tubo

Tubo è una linea di luce. Fascio luminoso a 180° utile per installazioni outdoor a camminamento - ma anche per soffitto e parete - con particolari esigenze illuminotecniche. Semplicità e purezza formale per un'illuminazione lineare d'eccellenza. Un apparecchio disponibile con potenza 10 W e 20 W e schermo in policarbonato trasparente extra chiaro e diffusore interno opale.

**EN** *Tubo is a light line. 180° beam of light useful for outdoor walkway installations, but also for ceiling and wall installation, with special lighting requirements. Simplicity and formal purity for linear lighting of excellence. A fixture available with 10 W and 20 W power and extra clear transparent polycarbonate screen and internal opal diffuser.*

CE EAC

TUBO | WALL LAMP > 330  
TUBO | CEILING LAMP > 462





tubo

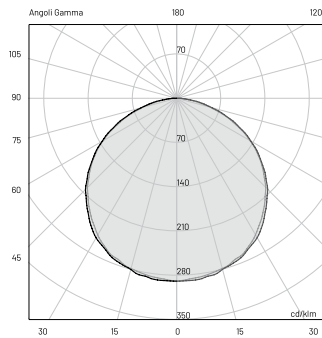
180°

| 10W/20W



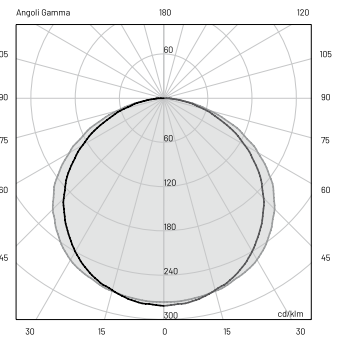
### TECHNICAL SPECIFICATIONS

	180° • CLEAR • 10 W	180° • CLEAR • 20 W
Source lamp	LED 10 W	LED 20 W
Total wattage	10 W	20 W
Voltage	24 Vdc	24 Vdc
Control	Power supply not included	Power supply not included
Light colour	3000 K • 4000 K	3000 K • 4000 K
Luminous flux *Source flux	906 lm (1050 lm*) @ 3000 K 1040 lm (1200 lm*) @ 4000 K	1812 lm (2100 lm*) @ 3000 K 2080 lm (2400 lm*) @ 4000 K
Luminous efficacy	90 lm/W @ 3000 K 100 lm/W @ 4000 K	90 lm/W @ 3000 K 100 lm/W @ 4000 K
McADAM steps	3	3
Beam	180°	180°
CRI	> 80	> 80
Life time	L70 > 50.000 h Ta 40°C	L70 > 50.000 h Ta 40°C
Energy efficiency class	A++	A++
IP rating	IP 67	IP 67
IK rating	IK 07	IK 07
Insulation class	III	III



#### E (LUX)


H (m)	lux (3000 K)	lux (4000 K)	Ø (m)
1.00	304	384	1.6
2.00	77	87	3.2
3.00	34	39	4.8
4.00	29	22	6.4
5.00	12	14	8.0



#### E (LUX)

H (m)	lux (3000 K)	lux (4000 K)	Ø (m)
1.00	588	677	1.9
2.00	147	169	3.8
3.00	65	75	5.7
4.00	37	42	7.6
5.00	24	27	9.5

## MATERIALS

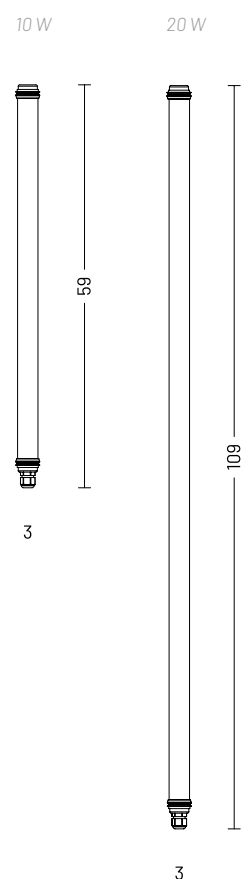
Body	Extruded aluminium EN AW6060
Diffuser	Extra clear polycarbonate
Finishing	Anodized inox 

## ORDER CODE

TU\_0 000 T\_A 7 Z 1

Light colour	<b>N</b>	4000 K
	<b>H</b>	3000 K
Wattage	<b>3</b>	10 W (59 cm)
	<b>6</b>	20 W (109 cm)

Example TU 3 0 000 T N A 7 Z 1



## AVAILABLE ACCESSORIES

Code	Description	Page
0404M011	Single connection IP68	714
0409BT014	Transformer _ 24 Vdc - 12 W	714
0409BT015	Transformer _ 24 Vdc - 25 W	714
00A6001.01	Set stainless steel fixing kit - short	714
00A6001.02	Set stainless steel fixing kit - long	714
00A6001.03	Set stainless steel fixing kit - double	714
00A6001.04	Set stainless steel fixing kit - spike	714
00A6001.05	Set plastic fixing kit	714



tubo

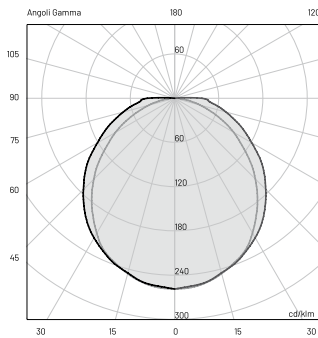
180°

| 10W/20W



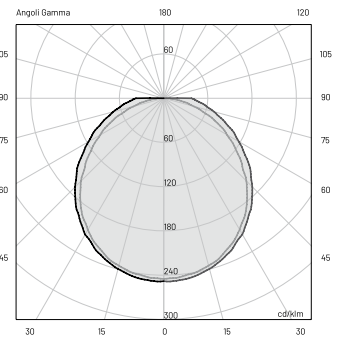
### TECHNICAL SPECIFICATIONS

	180° • OPAL • 10 W	180° • OPAL • 20 W
Source lamp	LED 10 W	LED 20 W
Total wattage	10 W	20 W
Voltage	24 Vdc	24 Vdc
Control	Power supply not included	Power supply not included
Light colour	3000 K • 4000 K	3000 K • 4000 K
Luminous flux *Source flux	802 lm (1050 lm*) @ 3000 K 910 lm (1200 lm*) @ 4000 K	1604 lm (2100 lm*) @ 3000 K 1820 lm (2400 lm*) @ 4000 K
Luminous efficacy	80 lm/W @ 3000 K 91 lm/W @ 4000 K	80 lm/W @ 3000 K 91 lm/W @ 4000 K
McADAM steps	3	3
Beam	180°	180°
CRI	> 80	> 80
Life time	L70 > 50.000 h Ta 40°C	L70 > 50.000 h Ta 40°C
Energy efficiency class	A++	A++
IP rating	IP 67	IP 67
IK rating	IK 07	IK 07
Insulation class	III	III



#### E (LUX)


H (m)	lux (3000 K)	lux (4000 K)	Ø (m)
1.00	272	308	1.2
2.00	68	77	2.5
3.00	30	34	3.7
4.00	17	19	5
5.00	11	12	6.2



#### E (LUX)

H (m)	lux (3000 K)	lux (4000 K)	Ø (m)
1.00	521	595	1.3
2.00	130	148	2.7
3.00	58	66	4.1
4.00	33	37	5.5
5.00	21	24	6.9

## MATERIALS

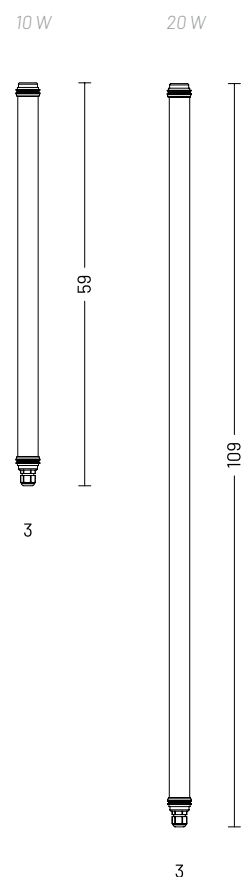
Body	Extruded aluminium EN AW6060
Diffuser	External extra clear polycarbonate Internal opal polycarbonate
Finishing	Anodized inox 

## ORDER CODE

TU\_1000 T\_A 7 Z 1

Light colour	<b>N</b>	4000 K
	<b>H</b>	3000 K
Wattage	<b>3</b>	10 W
	<b>6</b>	20 W

Example TU 3 1000 T N A 7 Z 1



## AVAILABLE ACCESSORIES

Code	Description	Page
0404M011	Single connection IP68	714
0409BT014	Transformer _ 24 Vdc - 12 W	714
0409BT015	Transformer _ 24 Vdc - 25 W	714
00A6001.01	Set stainless steel fixing kit - short	714
00A6001.02	Set stainless steel fixing kit - long	714
00A6001.03	Set stainless steel fixing kit - double	714
00A6001.04	Set stainless steel fixing kit - spike	714
00A6001.05	Set plastic fixing kit	714











POLES

Magia  
di luce.

[The magic of light.]

i-lantern

design by Landa R&D



# i-lantern

Tecnologia & Anima. Una gabbia interattiva per ghermire la luce e proteggerla, controllabile anche via Bluetooth, per installazioni outdoor come viali d'accesso e giardini.

I-Lantern è un apparecchio illuminante con altezza 200 cm per installazioni da terra. Un palo dall'estetica leggera, grazie alla particolare forma minimale.

Due le potenze disponibili, 10 W e 24 W, per un prodotto che non passa inosservato e non è mai invasivo.

Una luce performante: l'emissione luminosa diffusa non disturba e allo stesso tempo, rende chiari i percorsi.

Il corpo di I-Lantern è realizzato in alluminio estruso mediante una particolare lavorazione in taglio laser ed è personalizzabile in quattro finiture: graphite, oxide, white e black, realizzate tramite verniciatura a polveri.

**EN** *Technology & Spirit. An interactive cage for seizing and protecting the light, also controllable via Bluetooth, for outdoor installations such as driveways and gardens.*

*I-Lantern is a luminaire with a height of 200 cm for ground installations. A pole with a light aesthetic, thanks to its particular minimal shape.*

*There are two available powers, 10 W and 24 W, for a product that cannot go unnoticed and is never invasive. A performing light: the diffused light beam does not dazzle and, at the same time, lights up paths.*

*The body of the I-Lantern is made in aluminium extruded by a special laser cut process and can be customized by four finishes: graphite, oxide, white and black, made by powder coating.*

CE EAC

I-LANTERN | WALL LAMP > 230

I-LANTERN | BOLLARD > 568


I-LANTERN | GARDEN LAMP > 40





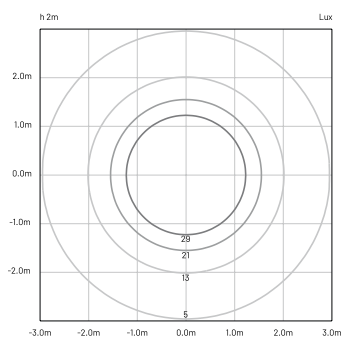
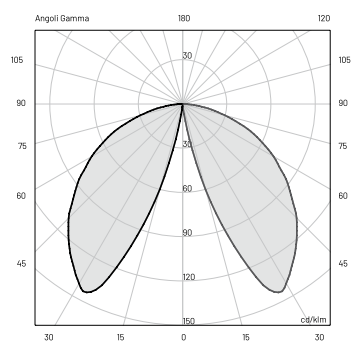
# i-lantern | 10W

DIFFUSE



## TECHNICAL SPECIFICATIONS

	<b>DIFFUSE</b>
Source lamp	LED 10 W
Total wattage	12.5 W
Voltage	220-240 Vac, 50-60 Hz
Control	On/Off
Light colour	3000 K
Luminous flux *Source flux	600 lm (1360 lm*)
Luminous efficacy	48 lm/W
McADAM steps	3
Beam	diffuse
CRI	> 90
Life time	L70 > 50.000 h Ta 40°C
Energy efficiency class	A++
IP rating	IP 65
IK rating	IK 08
Insulation class	I



## MATERIALS

Body	Die-cast aluminium EN47100 and extruded aluminium EN-AW6060
Diffuser	Opal polycarbonate
Finishing	Polyester powder paint

## ORDER CODE

LN 7 0 200 D H B 10 \_

Finishing

L	Graphite	●
V	Oxide	●
U	White	○
G	Black	●

Example

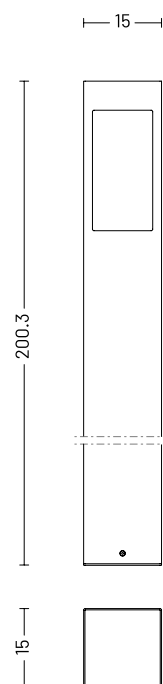
LN 7 0 200 D H B 10 L

## INCLUDED ACCESSORIES

Code	Description	Page
0404M004	Single connection IP68	704

## AVAILABLE ACCESSORIES

Code	Description	Page
00ALN	Root mounting kit	704
00ALN.01	Anchor bolt	704
0404M003	Loop-in loop-out IP68	704





## DIFFUSE



## TECHNICAL SPECIFICATIONS

Source lamp

DIFFUSE

LED 24 W

Total wattage

26 W

Voltage

220-240 Vac, 50-60 Hz

Control

On/Off

Light colour

3000 K

Luminous flux  
\*Source flux

1170 lm (2780 lm\*)

Luminous efficacy

45 lm/W

McADAM steps

3

Beam

diffuse

CRI

&gt; 90

Life time

L70 &gt; 50.000 h Ta 40°C

Energy efficiency class

A++

IP rating

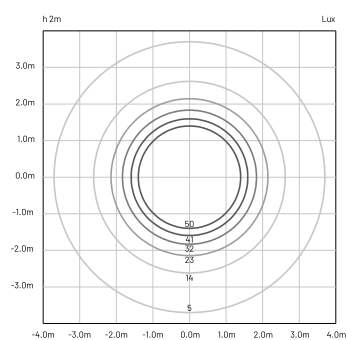
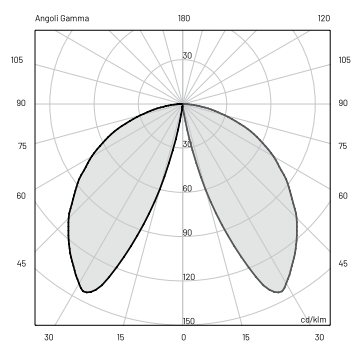
IP 65

IK rating

IK 08

Insulation class

I







## MATERIALS

Body	Die-cast aluminium EN47100 and extruded aluminium EN-AW6060
Diffuser	Opal polycarbonate
Finishing	Polyester powder paint

## ORDER CODE

LN71200DHB10\_

Finishing

L	Graphite	
V	Oxide	
U	White	
G	Black	

Example

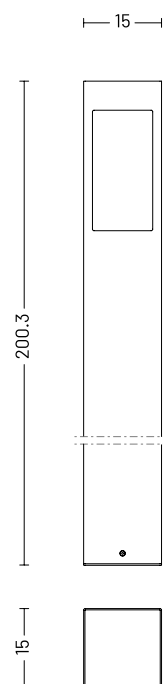
LN71200DHB10L

## INCLUDED ACCESSORIES

Code	Description	Page
0404M004	Single connection IP68	704

## AVAILABLE ACCESSORIES

Code	Description	Page
00ALN	Root mounting kit	704
00ALN.01	Anchor bolt	704
0404M003	Loop-in loop-out IP68	704



Classicità  
e tecno-  
logia.

[Classicism and technology.]

morphis

design by Innocenzo Rifino & Lorenzo Ruggieri





# morphis\_1

La forma delle vecchie lanterne, tipiche della tradizione illuminotecnica da esterni per Morphis\_1: il classico trasportato nella contemporaneità. Una luce diffusa e uno schermo extra chiaro in policarbonato. Un apparecchio con potenza 29 W ideale per illuminare strade di accesso e vialetti esterni, disponibile con palo in alluminio estruso di differenti altezze e sei possibilità di finitura a polvere.

**EN** *Morphis\_1 has the shape of the old lanterns, typical of the traditional outdoor lighting: a classical design in a contemporary key. A diffused light and an extra clear polycarbonate screen. A 29 W luminaire ideal for illuminating access roads and external paths, available with extruded aluminum pole of different heights and six powder-coated finish options.*

**CE EAC**

MORPHIS\_1 | WALL LAMP > 288  
 MORPHIS\_2 | WALL LAMP > 294  
 MORPHIS\_3 | WALL LAMP > 300  
 MORPHIS\_3 | PENDANT > 482  
 MORPHIS\_1 | BOLLARD > 594





DIFFUSE

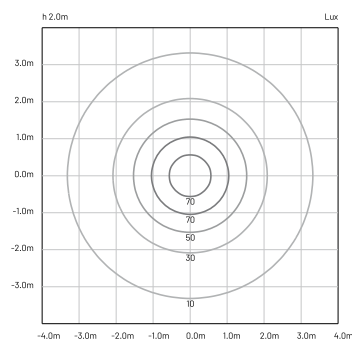
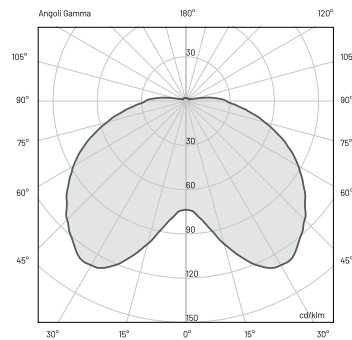


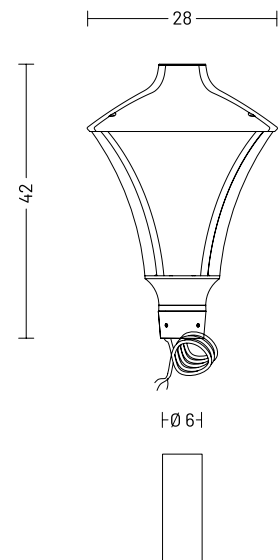
### TECHNICAL SPECIFICATIONS

<i>Source lamp</i>	LED 29 W
<i>Total wattage</i>	33 W
<i>Voltage</i>	220-240 Vac, 50-60 Hz
<i>Control</i>	On/Off • dimmable on request
<i>Light colour</i>	3000 K • 4000 K • other colours on request
<i>Luminous flux</i> <i>*Source flux</i>	1700 lm (3400 lm*) @ 3000 K 1800 lm (3600 lm*) @ 4000 K
<i>Luminous efficacy</i>	48 lm/W @ 3000 K 52 lm/W @ 4000 K
<i>McADAM steps</i>	3
<i>Beam</i>	Diffuse
<i>CRI</i>	> 90
<i>Life time</i>	L70 > 50.000 h Ta 40°C
<i>Energy efficiency class</i>	A++
<i>IP rating</i>	IP 65
<i>IK rating</i>	IK 08
<i>Insulation class</i>	I

#### DIFFUSE (HEAD ONLY)

<i>Source lamp</i>	LED 29 W
<i>Total wattage</i>	33 W
<i>Voltage</i>	220-240 Vac, 50-60 Hz
<i>Control</i>	On/Off • dimmable on request
<i>Light colour</i>	3000 K • 4000 K • other colours on request
<i>Luminous flux</i> <i>*Source flux</i>	1700 lm (3400 lm*) @ 3000 K 1800 lm (3600 lm*) @ 4000 K
<i>Luminous efficacy</i>	48 lm/W @ 3000 K 52 lm/W @ 4000 K
<i>McADAM steps</i>	3
<i>Beam</i>	Diffuse
<i>CRI</i>	> 90
<i>Life time</i>	L70 > 50.000 h Ta 40°C
<i>Energy efficiency class</i>	A++
<i>IP rating</i>	IP 65
<i>IK rating</i>	IK 08
<i>Insulation class</i>	I











**MATERIALS**

Body	Die-cast aluminium EN47100 and extruded aluminium EN AW6060
Diffuser	Extra clear polycarbonate
Finishing	Polyester powder paint

**ORDER CODE**

MO 4 0 PAT D \_ B 10 \_

<i>Finishing</i>	<b>G</b>	Black	
	<b>S</b>	Black/copper	
	<b>P</b>	Black/green	
	<b>R</b>	Black/silver	
	<b>L</b>	Graphite	
	<b>V</b>	Oxide	
<i>Light colour</i>	<b>N</b>	4000 K	
	<b>H</b>	3000 K	

*Example* MO 4 0 PAT D N B 10 L

**INCLUDED ACCESSORIES**

Code	Description	Page
-	2 m length cable -05RN-F	-



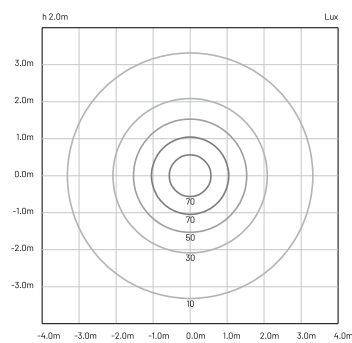
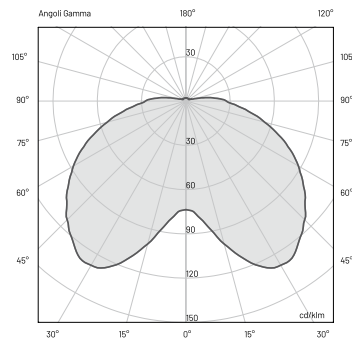


DIFFUSE



### TECHNICAL SPECIFICATIONS

	<b>DIFFUSE</b>
Source lamp	LED 29 W
Total wattage	33 W
Voltage	220-240 Vac, 50-60 Hz
Control	On/Off • dimmable on request
Light colour	3000 K • 4000 K • other colours on request
Luminous flux	1700 lm (3400 lm*) @ 3000 K
*Source flux	1800 lm (3600 lm*) @ 4000 K
Luminous efficacy	48 lm/W @ 3000 K 52 lm/W @ 4000 K
McADAM steps	3
Beam	Diffuse
CRI	> 90
Life time	L70 > 50.000 h Ta 40°C
Energy efficiency class	A++
IP rating	IP 65
IK rating	IK 08
Insulation class	I



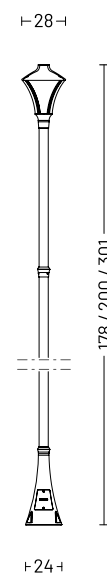
## MATERIALS

Body	Die-cast aluminium EN47100 and extruded aluminium EN AW6060
Diffuser	Extra clear polycarbonate
Finishing	Polyester powder paint

## ORDER CODE

MO 4 0 \_ \_ \_ D \_ B 1 0 \_

Finishing	G	Black	●
	S	Black/copper	●
	P	Black/green	●
	R	Black/silver	●
	L	Graphite	●
	V	Oxide	●
Light colour	N	4000 K	
	H	3000 K	
Height	180	178 cm	
	200	200 cm	
	300	301 cm	
Example	MO 4 0 180 D N B 1 0 L		



## AVAILABLE ACCESSORIES

Code	Description	Page
00A170.01P	Anchor bolt	711
0404M003	Loop-in loop-out IP68	711





# morphis\_2

Un design ispirato al classico dei classici dell'illuminazione per Morphis\_2. Una luce diffusa dotata di schermo in policarbonato trasparente extra chiaro per un testa palo installabile su un'altezza di 330 cm e disponibile in soluzione singola, doppia o tripla. 29 W di potenza e sei possibilità di finitura, per ogni tipologia di abitazione o accesso pubblico esterno.

**EN** *A design inspired by the classic of classics for Morphis\_2. A diffused light with extra clear transparent polycarbonate screen for a pole head that can be installed at a height of 330 cm and available in single, double or triple solution. 29 W power and six finishing options, for any type of home or external public access.*

CE EAC

MORPHIS\_1 | WALL LAMP > 288  
 MORPHIS\_2 | WALL LAMP > 294  
 MORPHIS\_3 | WALL LAMP > 300  
 MORPHIS\_3 | PENDANT > 482  
 MORPHIS\_1 | BOLLARD > 594





# morphis\_2

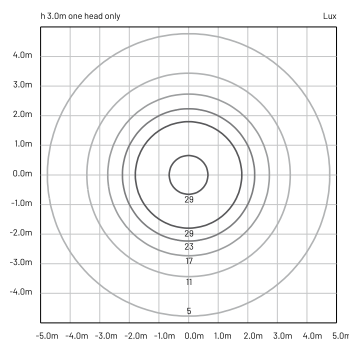
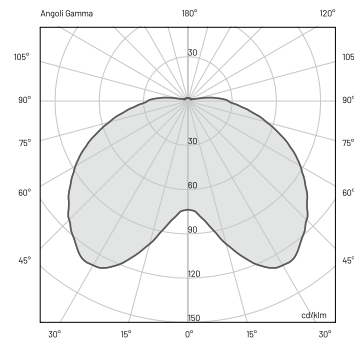
1, 2, 3 LAMPS DIFFUSE

# | 29W



## TECHNICAL SPECIFICATIONS<sup>1</sup>

Source lamp	LED 29 W
Total wattage	33 W
Voltage	220-240 Vac, 50-60 Hz
Control	On/Off • dimmable on request
Light colour	3000 K • 4000 K • other colours on request
Luminous flux	1700 lm (3400 lm*) @ 3000 K
*Source flux	1800 lm (3600 lm*) @ 4000 K
Luminous efficacy	48 lm/W @ 3000 K 52 lm/W @ 4000 K
McADAM steps	3
Beam	Diffuse
CRI	> 90
Life time	L70 > 50.000 h Ta 40°C
Energy efficiency class	A++
IP rating	IP 65
IK rating	IK 08
Insulation class	I



<sup>1</sup> all the technical specifications are related to one head only

**MATERIALS**

Body	Die-cast aluminium EN47100 and extruded aluminium EN AW6060
Diffuser	Extra clear polycarbonate
Finishing	Polyester powder paint

**ORDER CODE**

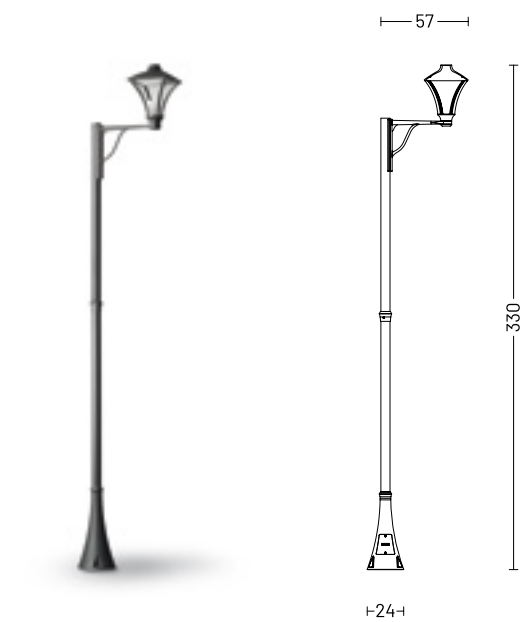
MO 4 0 \_ \_ \_ D \_ B 1 0 \_

Finishing	G	Black	●
	S	Black/copper	●
	P	Black/green	●
	R	Black/silver	●
	L	Graphite	●
	V	Oxide	●
Light colour	N	4000 K	
	H	3000 K	
Lamp number	PA1	1 lamp	
	PA2	2 lamps	
	PA3	3 lamps	

Example MO 4 0 PA1 D N B 1 0 L

**AVAILABLE ACCESSORIES**

Code	Description	Page
00A170.01P	Anchor bolt	711
0404M003	Loop-in loop-out IP68	711





# morphis\_3

Morphis\_3 è un perfetto connubio tra classico e contemporaneo. Design tradizionale e tecnologia innovativa: 29 W di potenza, ottica diffusa e policarbonato extra chiaro. Le sei possibilità di finitura, le tre soluzioni di installazione, singola, doppia o tripla su palo da 300 cm, e la resistenza delle componenti costruttive, rendono Morphis\_3 un apparecchio forte, versatile e compatibile con ogni tipologia outdoor per il settore residenziale.

**EN** *Morphis\_3 is a perfect combination of classic and contemporary. Traditional design and innovative technology: 29 W power, diffused optics and extra-clear polycarbonate. The six finishing options, the three installation solutions, single, double or triple on 300 cm pole, and the robustness of the construction components make Morphis\_3 a strong, versatile luminaire compatible with any outdoor type for the residential sector.*

**CE EAC**

MORPHIS\_1 | WALL LAMP > 288  
 MORPHIS\_2 | WALL LAMP > 294  
 MORPHIS\_3 | WALL LAMP > 300  
 MORPHIS\_3 | PENDANT > 482  
 MORPHIS\_1 | BOLLARD > 594





# morphis\_3

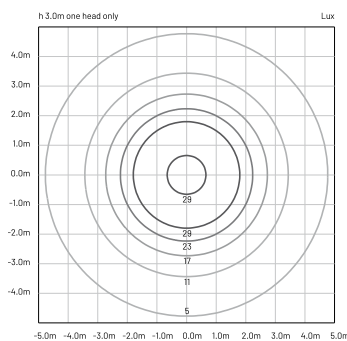
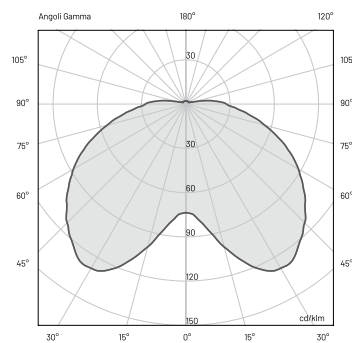
1,2,3 LAMPS DIFFUSE

# | 29W



## TECHNICAL SPECIFICATIONS<sup>1</sup>

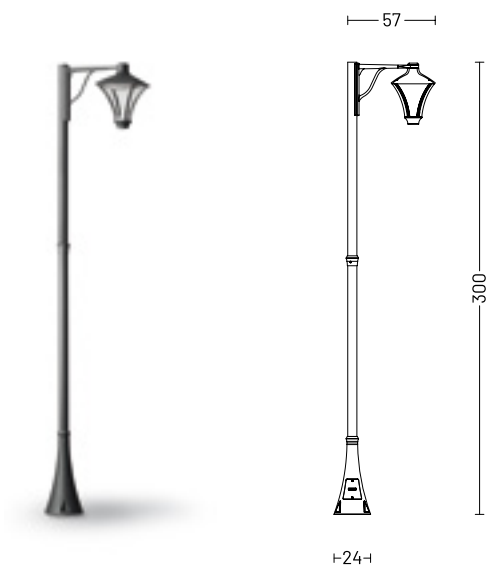
	DIFFUSE
Source lamp	LED 29 W
Total wattage	33 W
Voltage	220-240 Vac, 50-60 Hz
Control	On/Off • dimmable on request
Light colour	3000 K • 4000 K • other colours on request
Luminous flux *Source flux	1700 lm (3400 lm*) @ 3000 K 1800 lm (3600 lm*) @ 4000 K
Luminous efficacy	48 lm/W @ 3000 K 52 lm/W @ 4000 K
McADAM steps	3
Beam	Diffuse
CRI	> 90
Life time	L70 > 50.000 h Ta 40°C
Energy efficiency class	A++
IP rating	IP 65
IK rating	IK 08
Insulation class	I



<sup>1</sup> all the technical specifications are related to one head only

## MATERIALS

Body	Die-cast aluminium EN47100 and extruded aluminium EN AW6060
Diffuser	Extra clear polycarbonate
Finishing	Polyester powder paint



## ORDER CODE

M0 4 1 \_ \_ \_ D \_ B 1 0 \_

Finishing	G	Black	●
	S	Black/copper	●
	P	Black/green	●
	R	Black/silver	●
	L	Graphite	●
	V	Oxide	●
Light colour	N	4000 K	
	H	3000 K	
Lamp number	PA1	1 lamp	
	PA2	2 lamps	
	PA3	3 lamps	

Example M0 4 1 PA1 D N B 1 0 L



## AVAILABLE ACCESSORIES

Code	Description	Page
00A170.01P	Anchor bolt	711
0404M003	Loop-in loop-out IP68	711





# morphis\_4

Un'esclusiva e ulteriore variante di gamma per Morphis\_4 in cui la lanterna si compatta nel design in favore della discrezione di forma. Un testa palo con ottica diffuse compatto e installabile ad un'altezza di 300 cm in versione singola, doppia o tripla. Morphis\_4 è la scelta perfetta per l'illuminazione di giardini, viali di accesso e percorsi esterni di ogni tipologia e progettazione. Le sei finiture a polvere sono a disposizione del progettista per ricoprire ogni specifica esigenza di personalizzazione.

**EN** *Morphis\_4 is an exclusive and additional variant of the range where the lantern has a compact design to favor discretion. A compact pole head with diffuse optics which can be installed at a height of 300 cm in single, double or triple version. Morphis\_4 is the perfect solution for lighting gardens, access roads and outdoor paths of all types and designs. Six powder finishes are available to the designer to meet any specific need for customization.*

**CE EAC**

MORPHIS\_4 | WALL LAMP > 304  
 MORPHIS\_4 | CEILING LAMP > 456  
 MORPHIS\_4 | PENDANT > 488







# morphis\_4

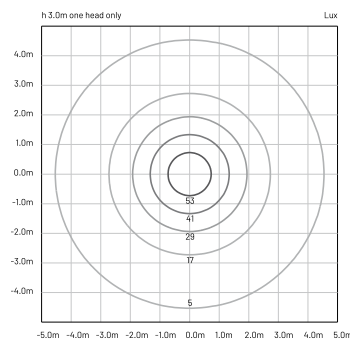
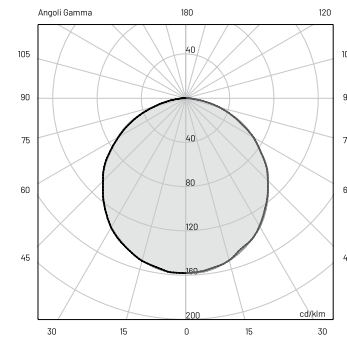
1,2,3 LAMPS DIFFUSE

# | 29W



## TECHNICAL SPECIFICATIONS<sup>1</sup>

Source lamp	LED 29 W
Total wattage	33 W
Voltage	220-240 Vac, 50-60 Hz
Control	On/Off • dimmable on request
Light colour	3000 K • 4000 K • other colours on request
Luminous flux *Source flux	1550 lm (3400 lm*) @ 3000 K 1650 lm (3600 lm*) @ 4000 K
Luminous efficacy	44 lm/W @ 3000 K 47 lm/W @ 4000 K
McADAM steps	3
Beam	Diffuse
CRI	> 90
Life time	L70 > 50.000 h Ta 40°C
Energy efficiency class	A++
IP rating	IP 65
IK rating	IK 08
Insulation class	I



<sup>1</sup> all the technical specifications are related to one head only

## MATERIALS

Body	Die-cast aluminium EN47100 and extruded aluminium EN AW6060
Diffuser	Opal polycarbonate
Finishing	Polyester powder paint

## ORDER CODE

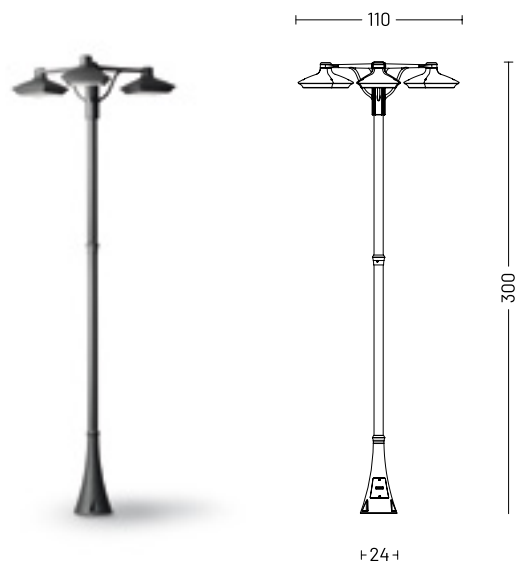
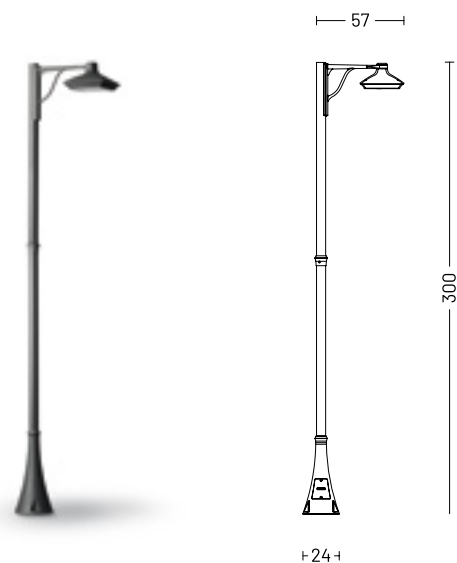
MO 4 2 \_ \_ \_ D \_ B 1 0 \_

Finishing	G	Black	●
	S	Black/copper	●
	P	Black/green	●
	R	Black/silver	●
	L	Graphite	●
	V	Oxide	●
Light colour	N	4000 K	
	H	3000 K	
Lamp number	PA1	1 lamp	
	PA2	2 lamps	
	PA3	3 lamps	

Example MO 4 2 PA1 D N B 1 0 L

## AVAILABLE ACCESSORIES

Code	Description	Page
00A170.01P	Anchor bolt	711
0404M003	Loop-in loop-out IP68	711







Funzionalità,  
sintesi di luce  
e forma.

[Functionality,  
synthesis of light  
and shape.]

polos

design by Landa R&D



# polos

Polos è il prodotto ideale per l'illuminazione di spazi esterni pubblici e privati. Un palo dall'estetica minimale ed essenziale, una sintesi di luce e forma. Il corpo è in alluminio estruso e raggiunge un'altezza di 240 mm, disponibile con finiture a polvere color graphite, light grey e oxide. 14 W di potenza e schermo in policarbonato trasparente per una luce diffusa e mai invasiva. Funzionale, essenziale, Polos è ottimo e resistente anche in ambientazioni outdoor particolarmente estreme.

**EN** Polos is the ideal product for illuminating public and private outdoor spaces. A pole characterized by minimal and essential aesthetics, a synthesis of light and shape. The body is made of extruded aluminum and reaches a height of 240 mm, available with graphite, light grey and oxide powder finishes. 14 W power and transparent polycarbonate screen for a diffused and never invasive light. Functional and essential, Polos is excellent and resistant even in highly extreme outdoor environments.

CE EAC

POLOS | WALL LAMP > 320  
POLOS | BOLLARD > 620







# polos\_2

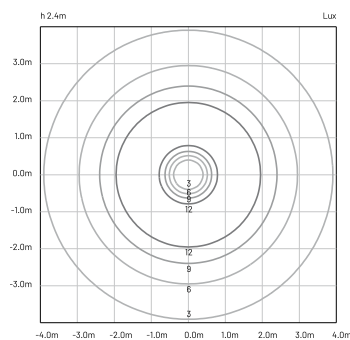
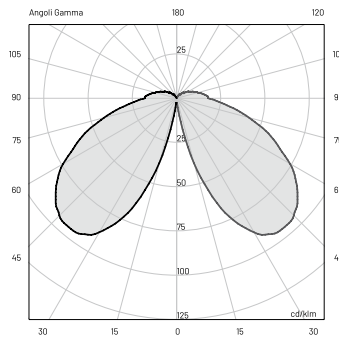
DIFFUSE

# | 14W



## TECHNICAL SPECIFICATIONS

	<b>DIFFUSE</b>
Source lamp	LED 14 W
Total wattage	16 W
Voltage	220-240 Vac, 50-60 Hz
Control	On/Off • dimmable on request
Light colour	3000 K • 4000 K • other colours on request
Luminous flux *Source flux	680 lm (1560 lm*) @ 3000 K 750 lm (1700 lm*) @ 4000 K
Luminous efficacy	42.5 lm/W @ 3000 K 47 lm/W @ 4000 K
McADAM steps	3
Beam	Diffuse
CRI	> 90
Life time	L70 > 50.000 h Ta 40°C
Energy efficiency class	A++
IP rating	IP 65
IK rating	IK 08
Insulation class	I






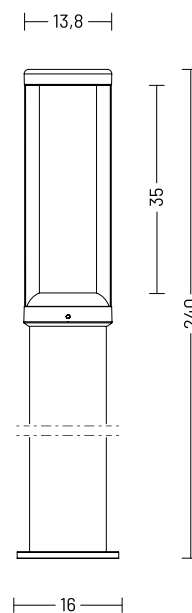
## MATERIALS

Body	Die-cast aluminium EN47100 and extruded aluminium EN AW6060
Diffuser	Extra clear polycarbonate
Finishing	Polyester powder paint

## ORDER CODE

PO 3 0 240 D \_ B 10 \_

Finishing	L	Graphite	
	M	Light grey	
	V	Oxide	
Light colour	N	4000 K	
	H	3000 K	
Example	PO 3 0 240 D N B 10 L		



## AVAILABLE ACCESSORIES

Code	Description	Page
00A405	Root mounting kit	713
00A405.01P	Anchor bolt	713
0404M003	Loop-in loop-out IP68	713
0404M004	Single connection IP68	713


















ACCESSORIES







# accessories

BY PRODUCT

	<i>code</i>	<i>description</i>	<i>note</i>
<b>BEAM   WALL LAMP</b>			
	<b>0404M004</b>	Single connection IP68	
<b>BRICK LIGHT   WALL RECESSED</b>			
	-	Housing box	
<b>BRICK LIGHT_AS   WALL RECESSED</b>			
	-	Housing box	
<b>CAR-GO 50   FLOOR RECESSED</b>			
	<b>00KCG.01</b>	Recessed box adjusting kit	
	<b>0303003</b>	Glass lifting suction pad	
	<b>0404M011</b>	Single connection IP68	
	<b>0404M019</b>	Three-way connection box mini	
	<b>0409BT014</b>	Transformer _ 24 Vdc - 12 W	Connect up to 4 devices

	<i>code</i>	<i>description</i>	<i>note</i>
	<b>0409BT015</b>	Transformer _ 24 Vdc - 25 W	Connect up to 8 devices
	<b>0409BT016</b>	Transformer _ 24 Vdc - 100 W	Connect up to 30 devices
	-	Housing box	

#### CAR-GO 80 | FLOOR RECESSED



	<b>00KCG.01</b>	Recessed box adjusting kit	
	<b>0303003</b>	Glass lifting suction pad	
	<b>0404M011</b>	Single connection IP68	
	<b>0404M019</b>	Three-way connection box mini	
	<b>0409BT014</b>	Transformer _ 24 Vdc - 12 W	Connect up to 2 devices
	<b>0409BT015</b>	Transformer _ 24 Vdc - 25 W	Connect up to 5 devices

**continue >**











# accessories

BY PRODUCT








	<i>code</i>	<i>description</i>	<i>note</i>
	<b>0409BT016</b>	Transformer _ 24 Vdc - 100 W	Connect up to 20 devices
	-	Housing box	

## CAR-GO 125 | FLOOR RECESSED

	<b>00KCG.02</b>	Recessed box adjusting kit	
	<b>0303004</b>	Glass lifting suction pad	
	<b>0404M011</b>	Single connection IP68	
	<b>0404M019</b>	Three-way connection box mini	
	<b>0409BT014</b>	Transformer _ 24 Vdc - 12 W	Connect up to 1 device
	<b>0409BT015</b>	Transformer _ 24 Vdc - 25 W	Connect up to 3 devices
	<b>0409BT016</b>	Transformer _ 24 Vdc - 100 W	Connect up to 12 devices








	<i>code</i>	<i>description</i>	<i>note</i>
	-	Housing box	

## CAR-GO 200 | FLOOR RECESSED

	00KCG.03	Recessed box adjusting kit	
	0303004	Glass lifting suction pad	
	0404M011	Single connection IP68	
	0404M019	Three-way connection box mini	
	0409BT015	Transformer _ 24 Vdc - 25 W	Connect up to 2 devices
	0409BT016	Transformer _ 24 Vdc - 100 W	Connect up to 8 devices
	-	Housing box	


# accessories

BY PRODUCT





	<i>code</i>	<i>description</i>	<i>note</i>
<b>EYE 80   CEILING RECESSED</b>			
	<b>00KEY50</b>	Levelling kit	
	<b>010829600000</b>	Plastering rim	White finish
	<b>0303003</b>	Suction cup to screw the glass	
	<b>0409BT014</b>	Transformer _ 24 Vdc - 12 W	Connect up to 2 devices
	<b>0409BT015</b>	Transformer _ 24 Vdc - 25 W	Connect up to 5 devices
	<b>0409BT016</b>	Transformer _ 24 Vdc - 100 W	Connect up to 20 devices
	-	Housing box	

## EYE 80 | CEILING LAMP





	<b>0409BT014</b>	Transformer _ 24 Vdc - 12 W	Connect up to 2 devices
	<b>0409BT015</b>	Transformer _ 24 Vdc - 25 W	Connect up to 5 devices

	<i>code</i>	<i>description</i>	<i>note</i>
	<b>0409BT016</b>	Transformer _ 24 Vdc - 100 W	Connect up to 20 devices

**EYE 125 | CEILING RECESSED**

	<b>00KEY60</b>	Levelling kit	
	<b>010829700000</b>	Plastering rim	White finish
	<b>0303004</b>	Suction cup to screw the glass	
	-	Housing box	






**EYE 200 | CEILING RECESSED**

	<b>00KEY80</b>	Levelling kit	
	<b>010829800000</b>	Plastering rim	White finish
	<b>0303004</b>	Suction cup to screw the glass	
	-	Housing box	





# accessories



BY PRODUCT

## FIREFLY | PENDANT








	<i>code</i>	<i>description</i>	<i>note</i>
	0404M011	Single connection IP68	
	0409BT014	Transformer _ 24 Vdc - 12 W	Connect up to 4 devices
	0409BT015	Transformer _ 24 Vdc - 25 W	Connect up to 8 devices
	0409BT016	Transformer _ 24 Vdc - 100 W	Connect up to 30 devices
	-	Cable clamp strip	

## FIREFLY | BOLLARD

	0404M011	Single connection IP68	
	0409BT014	Transformer _ 24 Vdc - 12 W	Connect up to 4 devices
	0409BT015	Transformer _ 24 Vdc - 25 W	Connect up to 8 devices
	0409BT016	Transformer _ 24 Vdc - 100 W	Connect up to 30 devices




	<i>code</i>	<i>description</i>	<i>note</i>
	-	Housing box	
	-	Mounting spike	





**FOG 80 | WALL RECESSED • CEILING RECESSED**



	<b>00KEY50</b>	Levelling kit	
	<b>010829600000</b>	Plastering rim	White finish
	<b>0303003</b>	Suction cup to screw the glass	
	<b>0409BT014</b>	Transformer _ 24 Vdc - 12 W	Connect up to 2 devices
	<b>0409BT015</b>	Transformer _ 24 Vdc - 25 W	Connect up to 4 devices
	<b>0409BT016</b>	Transformer _ 24 Vdc - 100 W	Connect up to 16 devices
	-	Housing box	



# accessories

BY PRODUCT

	<i>code</i>	<i>description</i>	<i>note</i>
<b>FOG 80   WALL LAMP • CEILING LAMP</b>			
	<b>0409BT014</b>	Transformer _ 24 Vdc - 12 W	Connect up to 2 devices
	<b>0409BT015</b>	Transformer _ 24 Vdc - 25 W	Connect up to 4 devices
	<b>0409BT016</b>	Transformer _ 24 Vdc - 100 W	Connect up to 16 devices

<b>FOG 125   WALL RECESSED • CEILING RECESSED</b>			
	<b>00KEY60</b>	Levelling kit	
	<b>010829700000</b>	Plastering rim	White finish
	<b>0303004</b>	Suction cup to screw the glass	
	-	Housing box	

<b>FOG 200   WALL RECESSED • CEILING RECESSED</b>			
	<b>00KEY80</b>	Levelling kit	
	<b>010829800000</b>	Plastering rim	White finish

	<i>code</i>	<i>description</i>	<i>note</i>
	<b>0303004</b>	Suction cup to screw the glass	
	-	Housing box	





**I-LANTERN | GARDEN LAMP**

	<b>0409BT051</b>	5 Vdc - 3A Universal USB TYPE-C Charger	
---	------------------	---	--

**I-LANTERN | WALL LAMP**

	<b>0404M010</b>	Single connection IP68	
---	-----------------	------------------------	--









**I-LANTERN | BOLLARD**

	<b>00ALN</b>	Root mounting kit	
	<b>00ALN.01</b>	Anchor bolt	
	<b>0404M003</b>	Loop-in loop-out IP68	
	<b>0404M011</b>	Single connection IP68	





# accessories


BY PRODUCT

	<i>code</i>	<i>description</i>	<i>note</i>
<b>I-LANTERN   POLE</b>			
	<b>00ALN</b>	Root mounting kit	
	<b>00ALN.01</b>	Anchor bolt	
	<b>0404M003</b>	Loop-in loop-out IP68	
	<b>0404M004</b>	Single connection IP68	
<b>KUBIOD 90   PROJECTOR</b>			
	<b>00AKB50</b>	Steel fixing kit - spike	
	<b>0404M015</b>	Single connection IP68	
<b>KUBIOD 120 • KUBOID 160   PROJECTOR</b>			
	<b>00AKB60-80</b>	Steel fixing kit - spike	
	<b>0404M010</b>	Single connection IP68	






## KUBS | BOLLARD

	<i>code</i>	<i>description</i>	<i>note</i>
	00A404.01P	Anchor bolt	
	0404M003	Loop-in loop-out IP68	From 35 cm height

## LAKO | BOLLARD



	00A409	Root mounting kit	
--	--------	-------------------	--





## LYRAS 35 | PROJECTOR

	00A469	Mounting spike	
	0404M009	Single connection IP68	
	0409BT014	Transformer _ 24 Vdc - 12 W	Connect up to 4 devices
	0409BT015	Transformer _ 24 Vdc - 25 W	Connect up to 8 devices
	0409BT016	Transformer _ 24 Vdc - 100 W	Connect up to 30 devices



# accessories

BY PRODUCT




	<i>code</i>	<i>description</i>	<i>note</i>
<b>LYRAS 45   PROJECTOR</b>			
	00A469	Mounting spike	
	0404M009	Single connection IP68	
	0409BT014	Transformer _ 24 Vdc - 12 W	Connect up to 4 devices
	0409BT015	Transformer _ 24 Vdc - 25 W	Connect up to 8 devices
	0409BT016	Transformer _ 24 Vdc - 100 W	Connect up to 30 devices
<b>LYRAS 65 • 24 Vdc   CEILING LAMP</b>			
	0409BT014	Transformer _ 24 Vdc - 12 W	Connect up to 1 device
	0409BT015	Transformer _ 24 Vdc - 24 W	Connect up to 3 devices
	0409BT016	Transformer _ 24 Vdc - 100 W	Connect up to 12 devices
<b>LYRAS 65 • 24 Vdc   PROJECTOR</b>			
	00A469	Mounting spike	

	<i>code</i>	<i>description</i>	<i>note</i>
	<b>0404M009</b>	Single connection IP68	
	<b>0409BT014</b>	Transformer _ 24 Vdc - 12 W	Connect up to 1 device
	<b>0409BT015</b>	Transformer _ 24 Vdc - 25 W	Connect up to 3 devices
	<b>0409BT016</b>	Transformer _ 24 Vdc - 100 W	Connect up to 12 devices

#### LYRAS 65 • 220-240 Vac | PROJECTOR

	<b>00A469</b>	Mounting spike	
	<b>0404M009</b>	Single connection IP68	



#### LYRAS 160 | PROJECTOR

	<b>00A4641.01</b>	Joint for pole Ø 60 mm	
	<b>00A4641.02</b>	Tree rope	
	<b>00A4641.03</b>	Mounting spike	






**continue >**

# accessories



BY PRODUCT




	<i>code</i>	<i>description</i>	<i>note</i>
	<b>0404M003</b>	Loop-in loop-out IP68	
	<b>0404M004</b>	Single connection IP68	

## MIRA 45 LT | FLOOR RECESSED • WALL RECESSED






	<b>0404M009</b>	Single connection IP68	Only for floor recessed
	<b>0409BT014</b>	Transformer _ 24 Vdc - 12 W	Connect up to 4 devices
	<b>0409BT015</b>	Transformer _ 24 Vdc - 25 W	Connect up to 8 devices
	<b>0409BT016</b>	Transformer _ 24 Vdc - 100 W	Connect up to 30 devices
	-	Housing box	

## MIRA 45 • 24 Vdc | FLOOR RECESSED

	<b>0404M009</b>	Single connection IP68	
	<b>0409BT014</b>	Transformer _ 24 Vdc - 12 W	Connect up to 4 devices

	<i>code</i>	<i>description</i>	<i>note</i>
	<b>0409BT015</b>	Transformer _ 24 Vdc - 25 W	Connect up to 8 devices
	<b>0409BT016</b>	Transformer _ 24 Vdc - 100 W	Connect up to 30 devices
	-	Housing box	

#### MIRA 65 • 24 Vdc | FLOOR RECESSED

	<b>0404M009</b>	Single connection IP68	
	<b>0409BT014</b>	Transformer _ 24 Vdc - 12 W	Connect up to 1 device
	<b>0409BT015</b>	Transformer _ 24 Vdc - 25 W	Connect up to 3 devices
	<b>0409BT016</b>	Transformer _ 24 Vdc - 100 W	Connect up to 12 devices
	-	Housing box	


#### MIRA 65 • 220-240 Vac | FLOOR RECESSED

	<b>0404M009</b>	Single connection IP68	
---	-----------------	------------------------	--







**continue >**

# accessories



BY PRODUCT






	<i>code</i>	<i>description</i>	<i>note</i>
	-	Housing box	

## MIRA 150 | FLOOR RECESSED

	00KAV01	Set antivandalism screws	
	0201007V0200	Sandblasted glass	
	0303CA2.5	Tool for antivandalism screws	
	0404M003	Loop-in loop-out IP68	
	0404M004	Single connection IP68	
	-	Housing box	

## MIRA 220 | FLOOR RECESSED

	00KAV04	Set antivandalism screws	
	0201001V0200	Sandblasted glass	


	<i>code</i>	<i>description</i>	<i>note</i>
	<b>0201001V0400</b>	Non-slip glass	
	<b>0303CA3</b>	Tool for antivandalism screws	
	<b>0404M003</b>	Loop-in loop-out IP68	
	<b>0404M004</b>	Single connection IP68	
	-	Housing box	

**MORPHIS | WALL LAMP**

**00596** Corner bracket

**MORPHIS | BOLLARD • POLE**

**00A170.01P** Anchor bolt











**0404M003** Loop-in loop-out IP68







# accessories





BY PRODUCT

	<i>code</i>	<i>description</i>	<i>note</i>
<b>NEST   GARDEN LAMP</b>			
	01083020000V	NS70 debris protection kit	
	01083030000V	NS80 debris protection kit	
	0404M010	Single connection IP68	
	-	Tree rope	
<b>NEWAY   BOLLARD</b>			
	00A405	Root mounting kit	
	00A405.01P	Anchor bolt	
<b>OKO   BOLLARD</b>			
	00A406.01P	Anchor bolt	
	0404M003	Loop-in loop-out IP68	

## POLOS | BOLLARD • POLE









	<i>code</i>	<i>description</i>	<i>note</i>
	<b>00A405</b>	Root mounting kit	
	<b>00A405.01P</b>	Anchor bolt	
	<b>0404M003</b>	Loop-in loop-out IP68	
	<b>0404M004</b>	Single connection IP68	

## TITANO | BOLLARD





	<b>00A400</b>	Root mounting kit	
	<b>00A400.01P</b>	Anchor bolt	
	<b>0404M003</b>	Loop-in loop-out IP68	
	<b>0404M004</b>	Single connection IP68	

# accessories





BY PRODUCT

	<i>code</i>	<i>description</i>	<i>note</i>
	<b>00A6001.01</b>	Set stainless steel fixing kit - short	
	<b>00A6001.02</b>	Set stainless steel fixing kit - long	
	<b>00A6001.03</b>	Set stainless steel fixing kit - double	
	<b>00A6001.04</b>	Set stainless steel fixing kit - spike	Only for bollard
	<b>00A6001.05</b>	Set plastic fixing kit	
	<b>0404M011</b>	Single connection IP68	
	<b>0409BT014</b>	Transformer _ 24 Vdc - 12 W	
	<b>0409BT015</b>	Transformer _ 24 Vdc - 25 W	

## WALL MIRA 45 | WALL RECESSED

	<i>code</i>	<i>description</i>	<i>note</i>
	<b>0409BT014</b>	Transformer _ 24 Vdc - 12 W	Connect up to 4 devices
	<b>0409BT015</b>	Transformer _ 24 Vdc - 25 W	Connect up to 8 devices
	<b>0409BT016</b>	Transformer _ 24 Vdc - 100 W	Connect up to 30 devices
	-	Housing box	

## WALL MIRA 65 | WALL RECESSED

	<b>0409BT014</b>	Transformer _ 24 Vdc - 12 W	Connect up to 1 device
	<b>0409BT015</b>	Transformer _ 24 Vdc - 25 W	Connect up to 3 devices
	<b>0409BT016</b>	Transformer _ 24 Vdc - 100 W	Connect up to 12 devices
	-	Housing box	



INFORMATION

# how to read the catalogue

nome prodotto  
*product name*



applicazione  
*mounting*

certificazioni  
*certifications*

rimandi ad  
apparecchi della  
stessa famiglia  
*references to  
luminaires of the  
same family*


simboli descrittivi  
*symbols*

descrizione prodotto  
*product description*

nome prodotto  
product name

potenza  
wattage

disegno quotato in cm  
drawing quoted in cm



informazioni tecniche  
technical information



## family abacus

	<i>garden lamps</i>	<i>floor recessed</i>	<i>wall recessed</i>	<i>wall lamps</i>	<i>ceiling recessed</i>	<i>ceiling lamps</i>	<i>pendants</i>	<i>projectors</i>	<i>bollards</i>	<i>poles</i>
beam				•						
brick light			•							
car-go <b>NEW</b>		•								
eye <b>NEW</b>					•	•				
firefly <b>NEW</b>							•		•	
fog <b>NEW</b>			•	•	•	•				
i-lantern <b>NEW</b>	•			•					•	•
kami				•		•				
kuboid <b>NEW</b>								•		
kubs				•					•	
lako				•					•	
lyras				•		•		•		
mira 45 LT		•	•							
mira		•								
morphis				•		•	•		•	•
nest <b>NEW</b>	•									
neway									•	
oko				•					•	
polos				•					•	•
titano									•	
tubo				•		•			•	
wall mira			•							

# index

721

BY CODE

## b

204	BE 3 0	beam	wall lamp
208	BE 3 1	beam	wall lamp
206	BE 3 2	beam	wall lamp
210	BE 3 3	beam	wall lamp
134	BK 3 0	brick light	wall recessed
134	BK 3 1	brick light	wall recessed
136	BK 3 2	brick light	wall recessed
136	BK 3 3	brick light	wall recessed
142	BK 4 0	brick light_as	wall recessed

## c

60	CG 3 0	car-go	floor recessed	<b>NEW</b>
64	CG 5 0	car-go	floor recessed	<b>NEW</b>
68	CG 6 0	car-go	floor recessed	<b>NEW</b>
74	CG 8 0	car-go	floor recessed	<b>NEW</b>

## e

344	EY 5 0	eye 80	ceiling recessed	<b>NEW</b>
388	EY 5 0	eye 80	ceiling lamp	<b>NEW</b>
350	EY 6 0	eye 125	ceiling recessed	<b>NEW</b>
394	EY 6 0	eye 125	ceiling lamp	<b>NEW</b>
358	EY 8 0	eye 200	ceiling recessed	<b>NEW</b>
400	EY 8 0	eye 200	ceiling lamp	<b>NEW</b>

## index

BY CODE

## f

150	FG 5 0	fog 80	wall recessed	<b>NEW</b>
218	FG 5 0	fog 80	wall lamp	<b>NEW</b>
368	FG 5 0	fog 80	ceiling recessed	<b>NEW</b>
410	FG 5 0	fog 80	ceiling lamp	<b>NEW</b>
154	FG 6 0	fog 125	wall recessed	<b>NEW</b>
222	FG 6 0	fog 125	wall lamp	<b>NEW</b>
374	FG 6 0	fog 125	ceiling recessed	<b>NEW</b>
414	FG 6 0	fog 125	ceiling lamp	<b>NEW</b>
158	FG 8 0	fog 200	wall recessed	<b>NEW</b>
226	FG 8 0	fog 200	wall lamp	<b>NEW</b>
380	FG 8 0	fog 200	ceiling recessed	<b>NEW</b>
420	FG 8 0	fog 200	ceiling lamp	<b>NEW</b>
476	FI 3 0	firefly	pendant	<b>NEW</b>
562	FI 3 0	firefly	bollard	<b>NEW</b>
562	FI 3 1	firefly	bollard	<b>NEW</b>
562	FI 3 2	firefly	bollard	<b>NEW</b>

## k

238	KA 1 0	kami_1	wall lamp	
426	KA 1 0	kami_1	ceiling lamp	
240	KA 2 0	kami_2	wall lamp	
428	KA 2 0	kami_2	ceiling lamp	
498	KB 5 0	kuboid 90	projector	<b>NEW</b>
502	KB 5 1	kuboid 90	projector	<b>NEW</b>
508	KB 6 0	kuboid 120	projector	<b>NEW</b>
512	KB 6 1	kuboid 120	projector	<b>NEW</b>
518	KB 8 0	kuboid 160	projector	<b>NEW</b>
522	KB 8 1	kuboid 160	projector	<b>NEW</b>

248, 252	KU 3 0	kubs	wall lamp
576, 580	KU 3 0	kubs	bollard
250	KU 3 1	kubs	wall lamp
578	KU 3 1	kubs	bollard

## l

260	LA 2 0	lako	wall lamp	
588	LA 2 0	lako	bollard	
42, 44	LN 7 0	i-lantern	garden lamp	<b>NEW</b>
232	LN 7 0	i-lantern	wall lamp	<b>NEW</b>
570	LN 7 0	i-lantern	bollard	<b>NEW</b>
654	LN 7 0	i-lantern	pole	<b>NEW</b>
656	LN 7 1	i-lantern	pole	<b>NEW</b>
530	LY 1 0	lyras 35	projector	
534	LY 2 0	lyras 45	projector	
434, 438	LY 3 0	lyras 65	ceiling lamp	
540, 542	LY 3 0	lyras 65	projector	
268, 272	LY 5 0	lyras 80	wall lamp	
444	LY 5 0	lyras 80	ceiling lamp	
278, 282	LY 7 0	lyras 130	wall lamp	
450	LY 7 0	lyras 130	ceiling lamp	
548	LY 8 0	lyras 160	projector	
552	LY 8 1	lyras 160	projector	

## m

80	MI 2 0	mira 45 LT	floor recessed
164	MI 2 0	mira 45 LT	wall recessed
88, 94	MI 2 0	mira 45	floor recessed

## index

BY CODE

172, 176	MI 2 0	wall mira 45	wall recessed
98, 102, 104, 110	MI 3 0	mira 65	floor recessed
182, 186, 188, 194	MI 3 0	wall mira 65	wall recessed
114	MI 7 0	mira 150	floor recessed
120	MI 8 0	mira 220	floor recessed
124	MI 8 1	mira 220	floor recessed
290	MO 3 0	morphis_1	wall lamp
290	MO 3 3	morphis_1	wall lamp
296	MO 4 0	morphis_2	wall lamp
596	MO 4 0	morphis_1	bollard
662, 664	MO 4 0	morphis_1	pole
670	MO 4 0	morphis_2	pole
302	MO 4 1	morphis_3	wall lamp
484	MO 4 1	morphis_3	pendant
674	MO 4 1	morphis_3	pole
306	MO 4 2	morphis_4	wall lamp
458	MO 4 2	morphis_4	ceiling lamp
490	MO 4 2	morphis_4	pendant
680	MO 4 2	morphis_4	pole

## n

604	NE 5 0	neway	bollard	
50	NS 7 0	nest	garden lamp	<b>NEW</b>
50	NS 8 0	nest	garden lamp	<b>NEW</b>

## o

314	OK 10	oko	wall lamp
612, 614	OK 10	oko	bollard
614	OK 11	oko	bollard

## p

322	P0 2 0	polos_1	wall lamp
622	P0 2 0	polos_1	bollard
324	P0 3 0	polos_2	wall lamp
624	P0 3 0	polos_2	bollard
688	P0 3 0	polos_2	pole

## t

634	TI 2 0	titano_inox	bollard
632	TI 4 0	titano	bollard
332	TU 3 0	tubo	wall lamp
464	TU 3 0	tubo	ceiling lamp
642	TU 3 0	tubo	bollard
334	TU 3 1	tubo	wall lamp
466	TU 3 1	tubo	ceiling lamp
644	TU 3 1	tubo	bollard
332	TU 6 0	tubo	wall lamp
464	TU 6 0	tubo	ceiling lamp
642	TU 6 0	tubo	bollard
334	TU 6 1	tubo	wall lamp
466	TU 6 1	tubo	ceiling lamp
644	TU 6 1	tubo	bollard

# general information

## GRADO DI PROTEZIONE PROTECTION GRADE

### IP 65

---

Apparecchio stagno alla polvere e protetto da getti di acqua  
*Luminaire dust-tight and protected against water jets*

### IP 66

---

Apparecchio stagno alla polvere e protetto dalle onde  
*Luminaire dust-tight and protected against powerful water jets*

### IP 67

---

Apparecchio stagno alla polvere e all'immersione temporanea  
*Luminaire dust-tight and sealed against temporary immersion*

## RESISTENZA AGLI URTI RESISTANCE TO CRASHES

### IK 04

---

Apparecchio protetto contro un'energia d'impatto di 0.5 Joule  
*Luminaire protected against an impact energy of 0.5 Joule*

### IK 06

---

Apparecchio protetto contro un'energia d'impatto di 1 Joule  
*Luminaire protected against an impact energy of 1 Joule*

### IK 07

---

Apparecchio protetto contro un'energia d'impatto di 2 Joules  
*Luminaire protected against an impact energy of 2 Joules*

### IK 08

---

Apparecchio protetto contro un'energia d'impatto di 5 Joule  
*Luminaire protected against an impact energy of 5 Joules*

### IK 10

---

Apparecchio protetto contro un'energia d'impatto di 20 Joule  
*Luminaire protected against an impact energy of 20 Joules*

## CLASSE DI ISOLAMENTO INSULATION CLASS

### CLASS I

---

Apparecchio dotato di isolamento di base. Protezione: collegamento delle parti metalliche accessibili alla terra di protezione.  
*Luminaire with basic insulation. Protection: connection of the accessible metal parts to the earthing protection.*

### CLASS II

---


Apparecchio dotato di doppio isolamento. Protezione: mediante isolamento supplementare.  
*Luminaire with double insulation. Protection: through additional insulation.*

### CLASS III


---

Apparecchio idoneo per alimentazione a bassissima tensione di sicurezza. Protezione: intrinsecamente sicuro. Le parti che portano corrente possono essere accessibili.  
*Luminaire suitable for supply at safety extra low voltage. Protection: intrinsically safe. The live parts can be accessed.*


## VERNICIATURA CON POLVERI DI POLIESTERE POLYESTER POWDER PAINT



**G** Nero  
Black



**L** Grafite  
Graphite




**S** Nero/rame  
Black/copper




**M** Grigio chiaro  
Light grey




**R** Nero/argento  
Black/silver



**U** Bianco  
White




**P** Nero/verde  
Black/green




**E** Bianco marmo  
Marble white



**D** Verde  
Green




**V** Oxide  
Oxide




**Z** Inox AISI 316L  
Inox AISI 316L

## ANODIZZATO ANODIZED



**1** Inox  
Inox



**2** Bronzo  
Bronze



# symbols

**EMISSIONE SUPERSPOT**  
*SUPERSPOT BEAM*



**EMISSIONE SPOT**  
*SPOT BEAM*



**EMISSIONE MEDIUM**  
*MEDIUM BEAM*



**EMISSIONE FLOOD**  
*FLOOD BEAM*



**EMISSIONE WIDE FLOOD**  
*WIDE FLOOD BEAM*



**EMISSIONE DIFFUSA**  
*DIFFUSE BEAM*



**EMISSIONE ASSIMMETRICA**  
*ASYMMETRIC BEAM*



**EMISSIONE DOPPIA SPOT**  
*DOUBLE SPOT BEAM*



**EMISSIONE DOPPIA MEDIUM**  
*DOUBLE MEDIUM BEAM*



**EMISSIONE DOPPIA WIDE FLOOD**  
*DOUBLE WIDE FLOOD BEAM*



**EMISSIONE DOPPIA DIFFUSA**  
*DOUBLE DIFFUSE BEAM*



**EMISSIONE DOPPIA ASIMMETRICA**  
*DOUBLE ASYMMETRIC BEAM*



**EMISSIONE DOPPIA SPOT/WIDE FLOOD**  
*DOUBLE SPOT/WIDE FLOOD BEAM*



**EMISSIONE 360°**  
360° BEAM



**EMISSIONE 180°**  
180° BEAM



**EMISSIONE 120°**  
120° BEAM



**EMISSIONE DOPPIA 120°**  
DOUBLE 120° BEAM



**EMISSIONE TRIPLA**  
TRIPLE BEAM



**EMISSIONE QUADRUPLA**  
QUADRUPLE BEAM



**APPARECCHIO ORIENTABILE**  
ADJUSTABLE LUMINAIRE



**APPARECCHIO RUOTABILE SULL'ASSE VERTICALE**  
LUMINAIRE THAT CAN BE ROTATED ON THE VERTICAL AXIS



**APPARECCHIO INCLINABILE SULL'ASSE ORIZZONTALE**  
LUMINAIRE THAT CAN BE TILTED ON THE HORIZONTAL AXIS



**APPARECCHIO CARRABILE**  
DRIVE-ON LUMINAIRE



**APPARECCHIO CALPESTABILE**  
WALKABLE LUMINAIRE



**APPARECCHIO DOTATO DI WATER STOP TECHNOLOGY**  
LUMINAIRE WITH WATER STOP TECHNOLOGY



# quality certifications

**CE****CE**

---

Indica che il prodotto è certificato secondo le norme europee  
*Indicates that the product is certified according to European standards*

**EAC****EAC**

---

Indica che il prodotto si adegua a tutte le normative tecniche delle procedure di valutazione dell'Unione doganale eurasiatica  
*Indicates that the product conforms to all technical regulations of the evaluation procedures of the Eurasian Customs Union*

# terms & conditions

## GENERAL

*Buyer means the person, firm or company who purchases Goods from the company.  
Company means Landa Illuminotecnica S.p.A.. via Rosmini 13/15, 25065 Lumezzane (BS), Italy.  
Contract means the Contract between the Buyer and the Company for the sale and purchase of Goods.  
Goods means the Goods which the Company is to supply in accordance with these conditions.*

## BASIC OF SALE

*The Company shall sell and the Buyer shall purchase the Goods in accordance with these conditions, which shall govern the Contract to the exclusion of any other terms and conditions which the Buyer purports to apply under any purchase order, confirmation order, specification or other document.*

*No variation to these conditions shall be binding unless agreed in writing by the Company.*

*Any typographical, clerical or other error or omission in any sales literature, quotation, price list, acceptance of offer, invoice or other document or information issued by the Company shall be subject to correction without liability on the part of the Company.*

*Goods supplied may vary in detail from illustrations, drawings, measurements and descriptions set out in the Company sales literature, which are approximate and for guidance only and will not form part of the Contract. Colour finishes will be maintained as accurately as possible but matching cannot be guaranteed. All terminology used in the Company's sales literature is subject to these conditions.*

## ORDERS

*No order submitted by the Buyer shall be deemed to be accepted by the Company unless and until confirmed in writing by the Company. The Buyer shall be responsible to the Company for ensuring the accuracy of the terms of any order submitted by the Buyer, and for giving the Company any necessary information relating to the Goods within a sufficient time to enable the Company to perform the Contract in accordance with its terms.*

*No Goods may be returned to the Company without the Company's prior written consent and must be returned in their original packaging to ensure no damage is sustained during transit. The Buyer shall be liable for the cost of returning the Goods and for any damage to the Goods prior to receipt by the Company of such returned Goods.*

## PRICE OF GOODS

*The price of the Goods shall be the price listed in the Company's published price list in EURO currency.*

*Unless otherwise agreed in writing between the Buyer and the Company, all prices are given by the Company on an ex-works basis, and where the Company agrees to deliver the Goods otherwise than at the Company's premises. The Buyer shall be liable to pay the Company's charges for transport.*

## WARRANTIES

*Outdoor lighting fixtures are guaranteed against defects in material or workmanship for a period of two years following the date of delivery ex-works.*

*No warranty is granted in connection with faults resulting from improper use, application, normal wear and tear, external influences or use of non-original replacement parts, damage resulting from transportation.*

*The Company recommends that the installation of outdoor lighting fixtures is made by a skilful person and that the enclosed assembly instructions are followed and kept for further future maintenance.*

*The Company will not assume responsibility for corrosion or other resulting damage to the Goods where they are installed in areas in which fertilizer or salt are present, either in the air or in the soil or where Goods are installed near to chemical plants etc with emissions of heavily polluted air.*

*The Buyer undertakes to inform his customers about the regular maintenance of the products. In particular for the products in stainless steel AISI 316, by means of the technical sheets included in his catalogue, the distributor will inform his customer regarding the specific products (among which also those available from the Company aimed to remove possible colour spots) liable to keep the features of the products unaltered. Claims should be promptly submitted in a written form to the Company together with copy of the purchase invoice and stating the delivery date, description of the faults and quantity of faulty products. Products that are proved to be defective in material or workmanship will be repaired, replaced by the Company within a reasonable period after the claim. Returns of faulty Goods will be accepted by the Company only upon written authorization, adequately despatched and packed with transport prepaid. Extra costs borne by the Buyer in consequence of the faults of the products will not be carried by the Company, if not previously agreed in written form.*

*The Company will not assume any responsibility in the following cases:  
improper assembly, use or maintenance of the products and their incorrect conservation.*

*This guarantee shall not apply to products that have been altered, improperly used or installed or repaired without prior written authorization from the Company. If quality and performance have become less due to the application of accessories not approved by the Company. This guarantee deletes and replaces any other further responsibility arisen from the products supplied; in particular the Buyer shall have no right to claim for damages reimbursement (indirect or consequent damages included or profit losses) reduction of prices or resolution of the Contract.*